

FORM IR ANALYSIS DATA SHEET

EQP-3-113022P

Laboratory:	AP L, LLCP	Work Order:	22L0004P
Client:	Tidewater, Inc.P	Project:	NASA JPL SIP
Matrix:	WaterP	Laboratory ID:	22L0004-27P
		File ID:	S2022-12-15B (35)P
Sampled:	11/30/22 09:55P	Prepared:	12/14/22 08:57P
		Analyzed:	12/15/22 22:31P
Solids:		Preparation:	Table B-15P
		Dilution:	1P
Initial/Final:	274.31 mL / 2 mL	Instrument:	SaphiraP
Batch:	BBL0296P	Sequence:	SB03858
		Calibration:	2251019P

COMPOUNDR	CONC. (ng/L)R	LOQ	LODR	DL	Q
FBAP	0.18 UP	2.9	0.18	0.046	
FPEAP	0.18 UP	1.5	0.18	0.057	
FHXAP	0.18 UP	0.73	0.18	0.058	
PFHPAP	0.18 UP	0.73	0.18	0.046	
FOAP	0.21 JP	0.73	0.18	0.075	
FNAP	0.18 UP	0.73	0.18	0.046	
FDAP	0.18 UP	0.73	0.18	0.046	
FUnAP	0.18 UP	0.73	0.18	0.073	
FDOAP	0.18 UP	0.73	0.18	0.046	
FTRDAP	0.18 UP	0.73	0.18	0.053	
FTEDAP	0.18 UP	0.73	0.18	0.078	
FBSP	0.18 UP	0.73	0.18	0.046	
FPESP	0.18 UP	0.73	0.18	0.053	
FHXSP	0.18 UP	0.73	0.18	0.046	
FHPSP	0.18 UP	0.73	0.18	0.051	
FOSP	0.18 UP	0.73	0.18	0.046	
FNSP	0.36 UP	0.73	0.36	0.22	
FDSP	0.18 UP	0.73	0.18	0.058	
4:2FTSP	0.36 UP	2.9P	0.36	0.098	
6:2FTSP	0.18 UP	2.9P	0.18	0.082	
8:2FTSP	0.55 UP	2.9P	0.55	0.18	
FOSAP	0.18 UP	2.9	0.18	0.046	
NMeFOSAP	1.8 UP	2.9P	1.8	0.90	
NEtFOSAP	1.8 UP	2.9P	1.8	0.90	
NMeFOSAAP	0.18 UP	0.73P	0.18	0.066	
NEtFOSAAP	0.18 UP	0.73P	0.18	0.046	
NMeFOSEP	1.1 UP	2.9P	1.1	0.55	
NEtFOSEP	1.1 UP	2.9P	1.1	0.55	
HFPO-DAP	0.91 UP	1.5P	0.91	0.45	
ADONAP	0.55 UP	1.5P	0.55	0.24	

FORM IR ANALYSIS DATA SHEET

EQP-3-113022P

Laboratory:	AP L, LLC	Work Order:	22L0004P
Client:	Tidewater, Inc.P	Project:	NASA JPL SIP
Matrix:	WaterP	Laboratory ID:	22L0004-27P
Sampled:	11/30/22 09:55P	Prepared:	12/14/22 08:57P
Solids:		Preparation:	Table B-15P
Initial/Final:	274.31 mL / 2 mL	Dilution:	1P
Batch:	BBL0296P	Instrument:	SaphiraP
Sequence:	SB03858P	Calibration:	2251019P

COMPOUNDR	CONC. (ng/L)R	LOQ	LODR	DLR	Q
9CL-PF3ONSP	0.55 UP	1.5P	0.55P	0.22P	
11CL-PF3OUDSP	0.55 UP	1.5P	0.55P	0.22P	



Chemist: ABK
 Instrument: Saphira
 Type: Sciex Q3 5500

Sample I.D.: 22L0004-27
 DF, IV: 1, 10.0µL
 Acquisition Method: 1633 2022-12-13.dam

Quant Method: 1633 - S2022-12-15A
 Path: S2022-12-15B (35)
 Acquired: 2022/12/15 - 22:31

Analyte	(Q1 / Q3) Area Counts*min	R.T. (R.T [min], R.R.T.) (ΔRT-I[min], ΔRT-CV[min], ΔRT ion[s])	S / N	Ion Ratio IR Vs MP% IR Vs CV%	Concentration [True] ng/mL	Q.C. Rec. {Area%CV}	Primary Transition	Confirmation Transition	Flag
PFBA	(212.9 / 169.0) N/A	(N/A , N/A) (N/A , N/A , N/A)	N/A	N/A 0.0 0.0	0.0000	N/A			
PFPeA	(262.9 / 219.0) N/A (262.9 / 69.0) N/A	(N/A , N/A) (N/A , N/A , N/A)	N/A N/A	N/A 0.0 0.0	0.0000	N/A			
PFHxA	(313.0 / 269.0) N/A (313.0 / 119.0) N/A	(N/A , N/A) (N/A , N/A , N/A)	N/A N/A	N/A 0.0 0.0	0.0000	N/A			
PFHpA	(363.0 / 319.0) N/A (363.0 / 169.0) N/A	(N/A , N/A) (N/A , N/A , N/A)	N/A N/A	N/A 0.0 0.0	0.0000	N/A			
PFOA	(413.0 / 369.0) 3577 (413.0 / 169.0) 1309	(7.87 , 1.00) (0.00 , N/A , 1.4)	20.0 35.2	0.3658 108.6 116.5	0.0291	N/A			
PFNA	(463.0 / 419.0) N/A (463.0 / 169.0) N/A	(N/A , N/A) (N/A , N/A , N/A)	N/A N/A	N/A 0.0 0.0	0.0000	N/A			
PFDA	(513.0 / 469.0) N/A (513.0 / 169.0) N/A	(N/A , N/A) (N/A , N/A , N/A)	N/A N/A	N/A 0.0 0.0	0.0000	N/A			
PFUnA	(563.0 / 519.0) N/A (563.0 / 169.0) N/A	(N/A , N/A) (N/A , N/A , N/A)	N/A N/A	N/A 0.0 0.0	0.0000	N/A			
PFDoA	(613.0 / 569.0) N/A (613.0 / 169.0) N/A	(N/A , N/A) (N/A , N/A , N/A)	N/A N/A	N/A 0.0 0.0	0.0000	N/A			
PFTrDA	(663.0 / 619.0) N/A (663.0 / 169.0) N/A	(N/A , N/A) (N/A , N/A , N/A)	N/A N/A	N/A 0.0 0.0	0.0000	N/A			
PFTeDA	(713.0 / 669.0) N/A (713.0 / 169.0) N/A	(N/A , N/A) (N/A , N/A , N/A)	N/A N/A	N/A 0.0 0.0	0.0000	N/A			



Chemist: ABK
 Instrument: Saphira
 Type: Sciex Q3 5500

Sample I.D.: 22L0004-27
 DF, IV: 1, 10.0µL
 Acquisition Method: 1633 2022-12-13.dam

Quant Method: 1633 - S2022-12-15A
 Path: S2022-12-15B (35)
 Acquired: 2022/12/15 - 22:31

Analyte	(Q1 / Q3) Area Counts*min	R.T. (R.T [min], R.R.T.) (ΔRT-I[min], ΔRT-CV[min], ΔRT ion[s])	S / N	Ion Ratio IR Vs MP% IR Vs CV%	Concentration [True] ng/mL	Q.C. Rec. {Area%CV}	Primary Transition	Confirmation Transition	Flag
PFBS	(298.9 / 80.0) N/A (298.9 / 99.0) N/A	(N/A , N/A) (N/A , N/A , N/A)	N/A N/A	N/A 0.0 0.0	0.0000	N/A			
PFPeS	(349.0 / 80.0) N/A (349.0 / 99.0) N/A	(N/A , N/A) (N/A , N/A , N/A)	N/A N/A	N/A 0.0 0.0	0.0000	N/A			
PFHxS	(399.0 / 80.0) N/A (399.0 / 99.0) N/A	(N/A , N/A) (N/A , N/A , N/A)	N/A N/A	N/A 0.0 0.0	0.0000	N/A			
PFHpS	(449.0 / 80.0) N/A (449.0 / 99.0) N/A	(N/A , N/A) (N/A , N/A , N/A)	N/A N/A	N/A 0.0 0.0	0.0000	N/A			
PFOS	(499.0 / 80.0) N/A (499.0 / 99.0) N/A	(N/A , N/A) (N/A , N/A , N/A)	N/A N/A	N/A 0.0 0.0	0.0000	N/A			
PFNS	(549.0 / 80.0) N/A (549.0 / 99.0) N/A	(N/A , N/A) (N/A , N/A , N/A)	N/A N/A	N/A 0.0 0.0	0.0000	N/A			
PFDS	(599.0 / 80.0) N/A (599.0 / 99.0) N/A	(N/A , N/A) (N/A , N/A , N/A)	N/A N/A	N/A 0.0 0.0	0.0000	N/A			
PFDoS	(698.9 / 80.0) N/A (698.9 / 99.0) N/A	(N/A , N/A) (N/A , N/A , N/A)	N/A N/A	N/A 0.0 0.0	0.0000	N/A			
4:2FTS	(327.0 / 307.0) N/A (327.0 / 81.0) N/A	(N/A , N/A) (N/A , N/A , N/A)	N/A N/A	N/A 0.0 0.0	0.0000	N/A			
6:2FTS	(427.0 / 407.0) N/A (427.0 / 81.0) N/A	(N/A , N/A) (N/A , N/A , N/A)	N/A N/A	N/A 0.0 0.0	0.0000	N/A			
8:2FTS	(527.0 / 507.0) N/A (527.0 / 81.0) N/A	(N/A , N/A) (N/A , N/A , N/A)	N/A N/A	N/A 0.0 0.0	0.0000	N/A			



Chemist: ABK
 Instrument: Saphira
 Type: Sciex Q3 5500

Sample I.D.: 22L0004-27
 DF, IV: 1, 10.0µL
 Acquisition Method: 1633 2022-12-13.dam

Quant Method: 1633 - S2022-12-15A
 Path: S2022-12-15B (35)
 Acquired: 2022/12/15 - 22:31

Analyte	(Q1 / Q3) Area Counts*min	R.T. (R.T [min], R.R.T.) (Δ RT-[min], Δ RT- CV[min], Δ RT ion[s])	S / N	Ion Ratio IR Vs MP% IR Vs CV%	Concentration [True] ng/mL	Q.C. Rec. {Area%CV}	Primary Transition	Confirmation Transition	Flag
PFOSA	(498.0 / 78.0) N/A (498.0 / 478.0) N/A	(N/A, N/A) (N/A, N/A, N/A)	N/A N/A	N/A 0.0 0.0	0.0000	N/A			
NMeFOSA	(511.9 / 219.0) N/A (511.9 / 169.0) N/A	(N/A, N/A) (N/A, N/A, N/A)	N/A N/A	N/A 0.0 0.0	0.0000	N/A			
NEtFOSA	(526.0 / 219.0) N/A (526.0 / 169.0) N/A	(N/A, N/A) (N/A, N/A, N/A)	N/A N/A	N/A 0.0 0.0	0.0000	N/A			
NMeFOSAA	(570.0 / 419.0) N/A (570.0 / 483.0) N/A	(N/A, N/A) (N/A, N/A, N/A)	N/A N/A	N/A 0.0 0.0	0.0000	N/A			
NEtFOSAA	(584.0 / 419.0) N/A (584.0 / 526.0) N/A	(N/A, N/A) (N/A, N/A, N/A)	N/A N/A	N/A 0.0 0.0	0.0000	N/A			
NMeFOSE	(616.1 / 59.0) N/A	(N/A, N/A) (N/A, N/A, N/A)	N/A	N/A 0.0 0.0	0.0000	N/A			
NEtFOSE	(630.0 / 59.0) N/A	(N/A, N/A) (N/A, N/A, N/A)	N/A	N/A 0.0 0.0	0.0000	N/A			
HFPO-DA	(285.0 / 169.0) N/A (285.0 / 185.0) N/A	(N/A, N/A) (N/A, N/A, N/A)	N/A N/A	N/A 0.0 0.0	0.0000	N/A			
ADONA	(377.0 / 85.0) N/A (377.0 / 251.0) N/A	(N/A, N/A) (N/A, N/A, N/A)	N/A N/A	N/A 0.0 0.0	0.0000	N/A			
9Cl-Pf3ONS	(531.0 / 351.0) N/A (533.0 / 353.0) N/A	(N/A, N/A) (N/A, N/A, N/A)	N/A N/A	N/A 0.0 0.0	0.0000	N/A			
11Cl-Pf3OUDS	(631.0 / 451.0) N/A (633.0 / 453.0) N/A	(N/A, N/A) (N/A, N/A, N/A)	N/A N/A	N/A 0.0 0.0	0.0000	N/A			

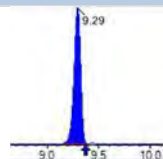
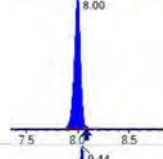
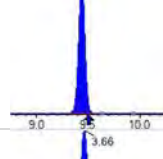
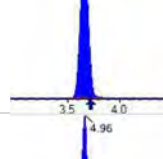
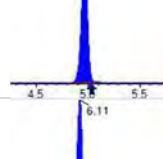
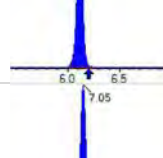
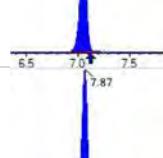


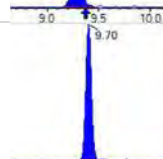



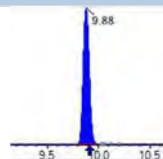
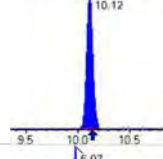
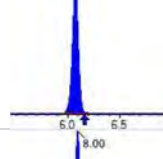
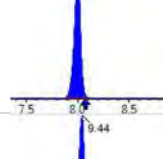
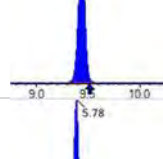
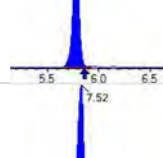
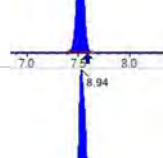
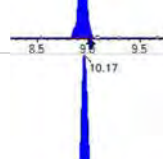
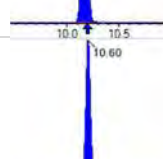
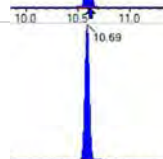

Chemist: ABK
Instrument: Saphira
Type: Sciex Q3 5500

Sample I.D.: 22L0004-27
DF, IV: 1, 10.0µL
Acquisition Method: 1633 2022-12-13.dam

Quant Method: 1633 - S2022-12-15A
Path: S2022-12-15B (35)
Acquired: 2022/12/15 - 22:31

Analyte	(Q1 / Q3) Area Counts*min	R.T. (R.T [min], R.R.T.) (Δ RT-I[μ min], Δ RT-CV[μ min], Δ RT ion[s])	S / N	Ion Ratio IR Vs MP% IR Vs CV%	Concentration [True] ng/mL	Q.C. Rec. {Area%CV}	Primary Transition	Confirmation Transition	Flag
3:3FTCA	(241.0 / 177.0) N/A (241.0 / 117.0) N/A	(N/A, N/A) (N/A, N/A, N/A)	N/A N/A	N/A 0.0 0.0	0.0000	N/A			
5:3FTCA	(341.0 / 236.7) N/A (341.0 / 217.0) N/A	(N/A, N/A) (N/A, N/A, N/A)	N/A N/A	N/A 0.0 0.0	0.0000	N/A			
7:3FTCA	(441.0 / 317.0) N/A (441.0 / 337.0) N/A	(N/A, N/A) (N/A, N/A, N/A)	N/A N/A	N/A 0.0 0.0	0.0000	N/A			
PFEESA	(315.0 / 135.0) N/A (315.0 / 83.0) N/A	(N/A, N/A) (N/A, N/A, N/A)	N/A N/A	N/A 0.0 0.0	0.0000	N/A			
PFMPA	(229.0 / 85.0) N/A	(N/A, N/A) (N/A, N/A, N/A)	N/A	N/A 0.0 0.0	0.0000	N/A			
PFMBA	(279.0 / 85.0) N/A	(N/A, N/A) (N/A, N/A, N/A)	N/A	N/A 0.0 0.0	0.0000	N/A			
NFDHA	(201.0 / 85.0) N/A (295.0 / 201.0) N/A	(N/A, N/A) (N/A, N/A, N/A)	N/A N/A	N/A 0.0 0.0	0.0000	N/A			
13C3_PFBA_IIS	(216.0 / 172.0) 85175	(3.66, N/A) (N/A, -0.06, N/A)	572.1	N/A	0.9742 [1.0000]	97.4% { 97.4% }			
13C2_PFHxA_IIS	(315.1 / 270.0) 138257	(6.12, N/A) (N/A, -0.07, N/A)	733.3	N/A	1.0508 [1.0000]	105.1% { 109.8% }			
13C4_PFOA_IIS	(417.0 / 372.0) 127236	(7.87, N/A) (N/A, -0.07, N/A)	497.0	N/A	1.0165 [1.0000]	101.7% { 94.5% }			
13C5_PFNA_IIS	(468.0 / 423.0) 98677	(8.61, N/A) (N/A, -0.08, N/A)	324.4	N/A	0.9886 [1.0000]	98.9% { 97.6% }			

Analyte	(Q1 / Q3) Area Counts*min	R.T. (R.T [min], R.R.T.) (Δ RT-[min], Δ RT- CV[min], Δ RT ion[s])	S / N	Ion Ratio IR Vs MP% IR Vs CV%	Concentration [True] ng/mL	Q.C. Rec. {Area%CV}	Primary Transition	Confirmation Transition	Flag
13C2_PFDA_IIS	(515.1 / 470.1) 108598	(9.29, N/A) (N/A, -0.07, N/A)	504.6	N/A	1.0472 [1.0000]	104.7% { 97.3% }			
18O2_PFHxS_IIS	(403.0 / 83.9) 221015	(8.00, N/A) (N/A, -0.08, N/A)	785.3	N/A	0.9342 [1.0000]	93.4% { 90.1% }			
13C4_PFOS_IIS	(502.8 / 79.9) 194358	(9.44, N/A) (N/A, -0.07, N/A)	469.6	N/A	0.9688 [1.0000]	96.9% { 92.7% }			
13C4_PFBA_EIS	(217.0 / 172.0) 667526	(3.66, N/A) (N/A, -0.05, N/A)	1182.4	N/A	7.5698 [8.0000]	94.6% { 89.6% }			
13C5_PFPeA_EIS	(267.9 / 223.0) 365332	(4.96, N/A) (N/A, -0.07, N/A)	775.4	N/A	3.5892 [4.0000]	89.7% { 93.1% }			
13C5_PFHxA_EIS	(318.0 / 273.0) 299584	(6.11, N/A) (N/A, -0.08, N/A)	812.0	N/A	1.8407 [2.0000]	92.0% { 103.0% }			
13C4_PFHpA_EIS	(367.0 / 322.0) 250890	(7.05, N/A) (N/A, -0.08, N/A)	633.8	N/A	1.7448 [2.0000]	87.2% { 90.6% }			
13C8_PFOA_EIS	(421.0 / 376.0) 259574	(7.87, N/A) (N/A, -0.07, N/A)	521.7	N/A	1.8463 [2.0000]	92.3% { 96.8% }			
13C9_PFNA_EIS	(472.0 / 427.0) 84029	(8.61, N/A) (N/A, -0.08, N/A)	341.3	N/A	0.7796 [1.0000]	78.0% { 79.0% }			
13C6_PFDA_EIS	(519.0 / 474.0) 126875	(9.29, N/A) (N/A, -0.07, N/A)	268.2	N/A	0.8622 [1.0000]	86.2% { 95.1% }			
13C7_PFUnA_EIS	(570.0 / 525.0) 198756	(9.70, N/A) (N/A, -0.03, N/A)	351.7	N/A	0.9381 [1.0000]	93.8% { 100.6% }			

Analyte	(Q1 / Q3) Area Counts*min	R.T. (R.T [min], R.R.T.) (Δ RT-[min], Δ RT- CV[min], Δ RT ion[s])	S / N	Ion Ratio IR Vs MP% IR Vs CV%	Concentration [True] ng/mL	Q.C. Rec. {Area%CV}	Primary Transition	Confirmation Transition	Flag
13C2_PFDa_EIS	(615.0 / 570.0) 210971	(9.88, N/A) (N/A, -0.03, N/A)	345.6	N/A	0.8829 [1.0000]	88.3% { 81.9% }			
13C2_PFTeDA_EIS	(715.0 / 670.0) 115469	(10.12, N/A) (N/A, -0.03, N/A)	380.9	N/A	0.7951 [1.0000]	79.5% { 79.4% }			
13C3_PFBs_EIS	(302.0 / 80.0) 704023	(6.07, N/A) (N/A, -0.08, N/A)	640.5	N/A	1.9504 [2.0000]	97.5% { 98.7% }			
13C3_PFHxS_EIS	(402.0 / 80.0) 345016	(8.00, N/A) (N/A, -0.08, N/A)	765.8	N/A	1.8431 [2.0000]	92.2% { 84.8% }			
13C8_PFOS_EIS	(507.0 / 80.0) 567925	(9.44, N/A) (N/A, -0.07, N/A)	746.9	N/A	1.7788 [2.0000]	88.9% { 99.6% }			
13C2_4:2FTS_EIS	(329.0 / 81.0) 87908	(5.78, N/A) (N/A, -0.08, N/A)	721.6	N/A	4.3190 [4.0000]	108.0% { 104.4% }			
13C2_6:2FTS_EIS	(429.0 / 81.0) 103042	(7.52, N/A) (N/A, -0.07, N/A)	592.6	N/A	3.9504 [4.0000]	98.8% { 93.8% }			
13C2_8:2FTS_EIS	(529.0 / 81.0) 87988	(8.94, N/A) (N/A, -0.09, N/A)	329.0	N/A	3.7627 [4.0000]	94.1% { 105.5% }			
13C8_PFOsa_EIS	(506.0 / 78.0) 719773	(10.17, N/A) (N/A, -0.03, N/A)	660.3	N/A	1.5491 [2.0000]	77.5% { 77.9% }			
D3_NMeFOSA_EIS	(515.0 / 169.0) 154186	(10.60, N/A) (N/A, -0.02, N/A)	616.0	N/A	1.3320 [2.0000]	66.6% { 62.7% }			
D5_NEtFOSA_EIS	(531.1 / 169.0) 153488	(10.69, N/A) (N/A, -0.02, N/A)	785.9	N/A	1.4200 [2.0000]	71.0% { 62.3% }			



Chemist: ABK
 Instrument: Saphira
 Type: Sciex Q3 5500

Sample I.D.: 22L0004-27
 DF, IV: 1, 10.0µL
 Acquisition Method: 1633 2022-12-13.dam

Quant Method: 1633 - S2022-12-15A
 Path: S2022-12-15B (35)
 Acquired: 2022/12/15 - 22:31

Analyte	(Q1 / Q3) Area Counts*min	R.T. (R.T [min], R.R.T.) (ΔRT-I[min], ΔRT-CV[min], ΔRT ion[s])	S / N	Ion Ratio IR Vs MP% IR Vs CV%	Concentration [True] ng/mL	Q.C. Rec. {Area%CV}	Primary Transition	Confirmation Transition	Flag
D3_MeFOSAA_EIS	(573.0 / 419.0) 283913	(9.48, N/A) (N/A, -0.06, N/A)	424.6	N/A	3.7910 [4.0000]	94.8% { 95.0% }			
D5_EtFOSAA_EIS	(589.0 / 419.0) 265520	(9.67, N/A) (N/A, -0.04, N/A)	491.7	N/A	4.2659 [4.0000]	106.6% { 97.9% }			
D7_NMeFOSE_EIS	(623.2 / 58.9) 290907	(10.56, N/A) (N/A, -0.02, N/A)	617.3	N/A	13.0649 [20.0000]	65.3% { 58.0% }			
D9_NEtFOSE_EIS	(639.2 / 58.9) 154363	(10.66, N/A) (N/A, -0.02, N/A)	1011.3	N/A	12.8740 [20.0000]	64.4% { 55.4% }			
13C3_HFPODA_EIS	(287.0 / 169.0) 758061	(6.46, N/A) (N/A, -0.07, N/A)	841.1	N/A	7.6499 [8.0000]	95.6% { 95.6% }			

FORM IR ANALYSIS DATA SHEET

FB-3-113022-

Laboratory:-	APPL, LLC	Work Order:-	22L0004-	
Client:-	Tidewater, Inc.-	Project:	NASA JPL SI-	
Matrix:-	Water-	Laboratory ID:-	22L0004-28-	File ID: S2022-12-15C (15)-
Sampled:-	11/30/22 10:00-	Prepared:-	12/13/22 09:44	Analyzed:- 12/16/22 02:58
Solids:-		Preparation:-	Table B-15-	Dilution:- 1-
Initial/Final:-	48.85 mL / 2 mL-			Instrument:- Saphira
Batch:-	BBL0249-	Sequence:-	SB03860	Calibration:- 2251019

COMPOUNDR	CONC. (ng/L)R	LOQ	LODR	DL	Q
PFBA-	1.0 U-	16-	1.0	0.26	
PFPEA-	1.0 U-	8.2-	1.0	0.32	
PFHXA-	1.0 U-	4.1-	1.0	0.33	
PFHPA-	1.0 U-	4.1-	1.0	0.26	
PFOA-	1.0 U-	4.1-	1.0	0.42	
PFNA-	1.0 U-	4.1-	1.0	0.26	
PFDA-	1.0 U-	4.1-	1.0	0.26	
PFUnA-	1.0 U-	4.1-	1.0	0.41	
PFDOA-	1.0 U-	4.1-	1.0	0.26	
PFTRDA-	1.0 U-	4.1-	1.0	0.30	
PFTEDA-	1.0 U-	4.1-	1.0	0.44	
PFBS-	1.0 U-	4.1-	1.0	0.26	
PFPEs-	1.0 U-	4.1-	1.0	0.30	
PFHXS-	1.0 U-	4.1-	1.0	0.26	
PFHPS-	1.0 U-	4.1-	1.0	0.29	
PFOS-	1.0 U-	4.1-	1.0	0.26	
PFNS-	2.0 U-	4.1-	2.0	1.3	
PFDS-	1.0 U-	4.1-	1.0	0.33	
4:2FTS-	2.0 U-	16-	2.0	0.55	
6:2FTS-	1.0 U-	16-	1.0	0.46	
8:2FTS-	3.1 U-	16-	3.1	1.0	
PFOSA-	1.0 U-	16-	1.0	0.26	
NMeFOSA-	10 U-	16-	10	5.0	
NEtFOSA-	10 U-	16-	10	5.0	
NMeFOSAA-	1.0 U-	4.1-	1.0	0.37	
NEtFOSAA-	1.0 U-	4.1-	1.0	0.26	
NMeFOSE-	6.1 U-	16-	6.1	3.1	
NEtFOSE-	6.1 U-	16-	6.1	3.1	
HFPO-DA-	5.1 U-	8.2-	5.1	2.5	
ADONA-	3.1 U-	8.2-	3.1	1.3	

FORM IR ANALYSIS DATA SHEET

FB-3-113022-

Laboratory:-	APPL, LLC	Work Order:-	22L0004-	
Client:-	Tidewater, Inc.-	Project:-	NASA JPL SI-	
Matrix:-	Water-	Laboratory ID:-	22L0004-28-	File ID:- S2022-12-15C (15)-
Sampled:-	11/30/22 10:00-	Prepared:-	12/13/22 09:44-	Analyzed:- 12/16/22 02:58-
Solids:-		Preparation:-	Table B-15-	Dilution:- 1-
Initial/Final:-	48.85 mL / 2 mL-			Instrument:- Saphira-
Batch:-	BBL0249-	Sequence:-	SB03860-	Calibration:- 2251019-

COMPOUNDR	CONC. (ng/L)R	LOQ	LODR	DLR	Q
9CL-PF3ONS-	3.1 U-	8.2-	3.1-	1.2-	
11CL-PF3OUDS-	3.1 U-	8.2-	3.1-	1.2-	



Chemist: ABK
 Instrument: Saphira
 Type: Sciex Q3 5500

Sample I.D.: 22L0004-28
 DF, IV: 1, 10.0µL
 Acquisition Method: 1633 2022-12-13.dam

Quant Method: 1633 - S2022-12-15A
 Path: S2022-12-15C (15)
 Acquired: 2022/12/16 - 02:58

Analyte	(Q1 / Q3) Area Counts*min	R.T. (R.T [min], R.R.T.) (ΔRT-I[min], ΔRT-CV[min], ΔRT ion[s])	S / N	Ion Ratio IR Vs MP% IR Vs CV%	Concentration [True] ng/mL	Q.C. Rec. {Area%CV}	Primary Transition	Confirmation Transition	Flag
PFBA	(212.9 / 169.0) N/A	(N/A, N/A) (N/A, N/A, N/A)	N/A	N/A 0.0 0.0	0.0000	N/A			
PFPeA	(262.9 / 219.0) N/A (262.9 / 69.0) N/A	(N/A, N/A) (N/A, N/A, N/A)	N/A N/A	N/A 0.0 0.0	0.0000	N/A			
PFHxA	(313.0 / 269.0) N/A (313.0 / 119.0) N/A	(N/A, N/A) (N/A, N/A, N/A)	N/A N/A	N/A 0.0 0.0	0.0000	N/A			
PFHpA	(363.0 / 319.0) N/A (363.0 / 169.0) N/A	(N/A, N/A) (N/A, N/A, N/A)	N/A N/A	N/A 0.0 0.0	0.0000	N/A			
PFOA	(413.0 / 369.0) N/A (413.0 / 169.0) N/A	(N/A, N/A) (N/A, N/A, N/A)	N/A N/A	N/A 0.0 0.0	0.0000	N/A			
PFNA	(463.0 / 419.0) N/A (463.0 / 169.0) N/A	(N/A, N/A) (N/A, N/A, N/A)	N/A N/A	N/A 0.0 0.0	0.0000	N/A			
PFDA	(513.0 / 469.0) N/A (513.0 / 169.0) N/A	(N/A, N/A) (N/A, N/A, N/A)	N/A N/A	N/A 0.0 0.0	0.0000	N/A			
PFUnA	(563.0 / 519.0) N/A (563.0 / 169.0) N/A	(N/A, N/A) (N/A, N/A, N/A)	N/A N/A	N/A 0.0 0.0	0.0000	N/A			
PFDoA	(613.0 / 569.0) N/A (613.0 / 169.0) N/A	(N/A, N/A) (N/A, N/A, N/A)	N/A N/A	N/A 0.0 0.0	0.0000	N/A			
PFTrDA	(663.0 / 619.0) N/A (663.0 / 169.0) N/A	(N/A, N/A) (N/A, N/A, N/A)	N/A N/A	N/A 0.0 0.0	0.0000	N/A			
PFTeDA	(713.0 / 669.0) N/A (713.0 / 169.0) N/A	(N/A, N/A) (N/A, N/A, N/A)	N/A N/A	N/A 0.0 0.0	0.0000	N/A			



Chemist: ABK
 Instrument: Saphira
 Type: Sciex Q3 5500

Sample I.D.: 22L0004-28
 DF, IV: 1, 10.0µL
 Acquisition Method: 1633 2022-12-13.dam

Quant Method: 1633 - S2022-12-15A
 Path: S2022-12-15C (15)
 Acquired: 2022/12/16 - 02:58

Analyte	(Q1 / Q3) Area Counts*min	R.T. (R.T [min], R.R.T.) (Δ RT-[min], Δ RT- CV[min], Δ RT ion[s])	S / N	Ion Ratio IR Vs MP% IR Vs CV%	Concentration [True] ng/mL	Q.C. Rec. {Area%CV}	Primary Transition	Confirmation Transition	Flag
PFBS	(298.9 / 80.0) N/A (298.9 / 99.0) N/A	(N/A , N/A) (N/A , N/A , N/A)	N/A N/A	N/A 0.0 0.0	0.0000	N/A			
PFPeS	(349.0 / 80.0) N/A (349.0 / 99.0) N/A	(N/A , N/A) (N/A , N/A , N/A)	N/A N/A	N/A 0.0 0.0	0.0000	N/A			
PFHxS	(399.0 / 80.0) N/A (399.0 / 99.0) N/A	(N/A , N/A) (N/A , N/A , N/A)	N/A N/A	N/A 0.0 0.0	0.0000	N/A			
PFHpS	(449.0 / 80.0) N/A (449.0 / 99.0) N/A	(N/A , N/A) (N/A , N/A , N/A)	N/A N/A	N/A 0.0 0.0	0.0000	N/A			
PFOS	(499.0 / 80.0) N/A (499.0 / 99.0) N/A	(N/A , N/A) (N/A , N/A , N/A)	N/A N/A	N/A 0.0 0.0	0.0000	N/A			
PFNS	(549.0 / 80.0) N/A (549.0 / 99.0) N/A	(N/A , N/A) (N/A , N/A , N/A)	N/A N/A	N/A 0.0 0.0	0.0000	N/A			
PFDS	(599.0 / 80.0) N/A (599.0 / 99.0) N/A	(N/A , N/A) (N/A , N/A , N/A)	N/A N/A	N/A 0.0 0.0	0.0000	N/A			
PFDoS	(698.9 / 80.0) N/A (698.9 / 99.0) N/A	(N/A , N/A) (N/A , N/A , N/A)	N/A N/A	N/A 0.0 0.0	0.0000	N/A			
4:2FTS	(327.0 / 307.0) N/A (327.0 / 81.0) N/A	(N/A , N/A) (N/A , N/A , N/A)	N/A N/A	N/A 0.0 0.0	0.0000	N/A			
6:2FTS	(427.0 / 407.0) N/A (427.0 / 81.0) N/A	(N/A , N/A) (N/A , N/A , N/A)	N/A N/A	N/A 0.0 0.0	0.0000	N/A			
8:2FTS	(527.0 / 507.0) N/A (527.0 / 81.0) N/A	(N/A , N/A) (N/A , N/A , N/A)	N/A N/A	N/A 0.0 0.0	0.0000	N/A			



Chemist: ABK
 Instrument: Saphira
 Type: Sciex Q3 5500

Sample I.D.: 22L0004-28
 DF, IV: 1, 10.0µL
 Acquisition Method: 1633 2022-12-13.dam

Quant Method: 1633 - S2022-12-15A
 Path: S2022-12-15C (15)
 Acquired: 2022/12/16 - 02:58

Analyte	(Q1 / Q3) Area Counts*min	R.T. (R.T [min], R.R.T.) (ΔRT-I[min], ΔRT-CV[min], ΔRT ion[s])	S / N	Ion Ratio IR Vs MP% IR Vs CV%	Concentration [True] ng/mL	Q.C. Rec. {Area%CV}	Primary Transition	Confirmation Transition	Flag
PFOSA	(498.0 / 78.0) N/A (498.0 / 478.0) N/A	(N/A, N/A) (N/A, N/A, N/A)	N/A N/A	N/A 0.0 0.0	0.0000	N/A			
NMeFOSA	(511.9 / 219.0) N/A (511.9 / 169.0) N/A	(N/A, N/A) (N/A, N/A, N/A)	N/A N/A	N/A 0.0 0.0	0.0000	N/A			
NEtFOSA	(526.0 / 219.0) N/A (526.0 / 169.0) N/A	(N/A, N/A) (N/A, N/A, N/A)	N/A N/A	N/A 0.0 0.0	0.0000	N/A			
NMeFOSAA	(570.0 / 419.0) N/A (570.0 / 483.0) N/A	(N/A, N/A) (N/A, N/A, N/A)	N/A N/A	N/A 0.0 0.0	0.0000	N/A			
NEtFOSAA	(584.0 / 419.0) N/A (584.0 / 526.0) N/A	(N/A, N/A) (N/A, N/A, N/A)	N/A N/A	N/A 0.0 0.0	0.0000	N/A			
NMeFOSE	(616.1 / 59.0) N/A	(N/A, N/A) (N/A, N/A, N/A)	N/A	N/A 0.0 0.0	0.0000	N/A			
NEtFOSE	(630.0 / 59.0) N/A	(N/A, N/A) (N/A, N/A, N/A)	N/A	N/A 0.0 0.0	0.0000	N/A			
HFPO-DA	(285.0 / 169.0) N/A (285.0 / 185.0) N/A	(N/A, N/A) (N/A, N/A, N/A)	N/A N/A	N/A 0.0 0.0	0.0000	N/A			
ADONA	(377.0 / 85.0) N/A (377.0 / 251.0) N/A	(N/A, N/A) (N/A, N/A, N/A)	N/A N/A	N/A 0.0 0.0	0.0000	N/A			
9Cl-Pf3ONS	(531.0 / 351.0) N/A (533.0 / 353.0) N/A	(N/A, N/A) (N/A, N/A, N/A)	N/A N/A	N/A 0.0 0.0	0.0000	N/A			
11Cl-Pf3OUDS	(631.0 / 451.0) N/A (633.0 / 453.0) N/A	(N/A, N/A) (N/A, N/A, N/A)	N/A N/A	N/A 0.0 0.0	0.0000	N/A			

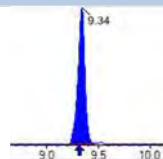
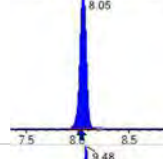
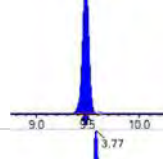
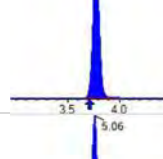
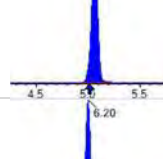
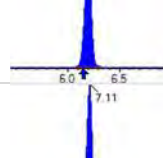
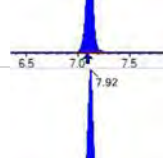
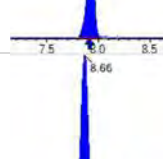
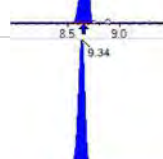
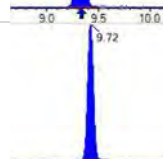



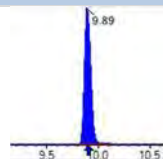
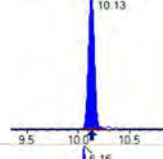
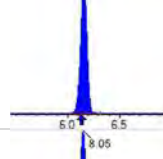
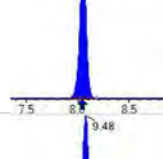
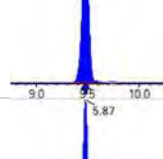
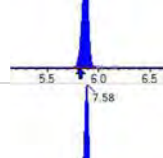
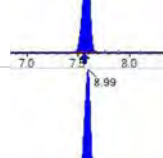
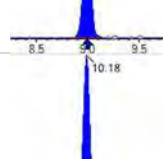
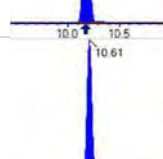
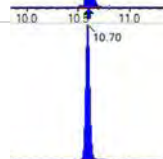

Chemist: ABK
 Instrument: Saphira
 Type: Sciex Q3 5500

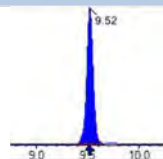
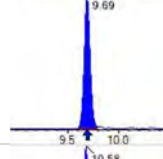
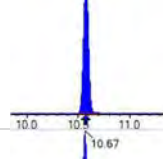
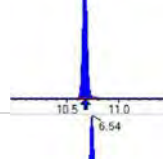
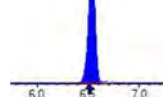
Sample I.D.: 22L0004-28
 DF, IV: 1, 10.0µL
 Acquisition Method: 1633 2022-12-13.dam

Quant Method: 1633 - S2022-12-15A
 Path: S2022-12-15C (15)
 Acquired: 2022/12/16 - 02:58

Analyte	(Q1 / Q3) Area Counts*min	R.T. (R.T [min], R.R.T.) (ΔRT-[min], ΔRT- CV[min], ΔRT ion[s])	S / N	Ion Ratio IR Vs MP% IR Vs CV%	Concentration [True] ng/mL	Q.C. Rec. {Area%CV}	Primary Transition	Confirmation Transition	Flag
3:3FTCA	(241.0 / 177.0) N/A (241.0 / 117.0) N/A	(N/A, N/A) (N/A, N/A, N/A)	N/A N/A	N/A 0.0 0.0	0.0000	N/A			
5:3FTCA	(341.0 / 236.7) N/A (341.0 / 217.0) N/A	(N/A, N/A) (N/A, N/A, N/A)	N/A N/A	N/A 0.0 0.0	0.0000	N/A			
7:3FTCA	(441.0 / 317.0) N/A (441.0 / 337.0) N/A	(N/A, N/A) (N/A, N/A, N/A)	N/A N/A	N/A 0.0 0.0	0.0000	N/A			
PFEESA	(315.0 / 135.0) N/A (315.0 / 83.0) N/A	(N/A, N/A) (N/A, N/A, N/A)	N/A N/A	N/A 0.0 0.0	0.0000	N/A			
PFMPA	(229.0 / 85.0) N/A	(N/A, N/A) (N/A, N/A, N/A)	N/A	N/A 0.0 0.0	0.0000	N/A			
PFMBA	(279.0 / 85.0) N/A	(N/A, N/A) (N/A, N/A, N/A)	N/A	N/A 0.0 0.0	0.0000	N/A			
NFDHA	(201.0 / 85.0) N/A (295.0 / 201.0) N/A	(N/A, N/A) (N/A, N/A, N/A)	N/A N/A	N/A 0.0 0.0	0.0000	N/A			
13C3_PFBA_IIS	(216.0 / 172.0) 86483	(3.78, N/A) (N/A, 0.09, N/A)	857.3	N/A	0.9892 [1.0000]	98.9% { 103.9% }			
13C2_PFHxA_IIS	(315.1 / 270.0) 143114	(6.20, N/A) (N/A, 0.06, N/A)	515.7	N/A	1.0877 [1.0000]	108.8% { 108.4% }			
13C4_PFOA_IIS	(417.0 / 372.0) 132252	(7.92, N/A) (N/A, 0.05, N/A)	704.3	N/A	1.0566 [1.0000]	105.7% { 108.0% }			
13C5_PFNA_IIS	(468.0 / 423.0) 103485	(8.66, N/A) (N/A, 0.04, N/A)	318.3	N/A	1.0367 [1.0000]	103.7% { 107.5% }			

Analyte	(Q1 / Q3) Area Counts*min	R.T. (R.T [min], R.R.T.) (Δ RT-[min], Δ RT- CV[min], Δ RT ion[s])	S / N	Ion Ratio IR Vs MP% IR Vs CV%	Concentration [True] ng/mL	Q.C. Rec. {Area%CV}	Primary Transition	Confirmation Transition	Flag
13C2_PFDA_IIS	(515.1 / 470.1) 90873	(9.34, N/A) (N/A, 0.05, N/A)	386.3	N/A	0.8763 [1.0000]	87.6% { 91.1% }			
18O2_PFHxS_IIS	(403.0 / 83.9) 243232	(8.05, N/A) (N/A, 0.05, N/A)	736.7	N/A	1.0281 [1.0000]	102.8% { 109.5% }			
13C4_PFOS_IIS	(502.8 / 79.9) 186734	(9.48, N/A) (N/A, 0.04, N/A)	555.4	N/A	0.9308 [1.0000]	93.1% { 94.5% }			
13C4_PFBA_EIS	(217.0 / 172.0) 621045	(3.77, N/A) (N/A, 0.09, N/A)	887.2	N/A	6.9361 [8.0000]	86.7% { 92.5% }			
13C5_PFPeA_EIS	(267.9 / 223.0) 366238	(5.06, N/A) (N/A, 0.08, N/A)	833.5	N/A	3.4760 [4.0000]	86.9% { 96.2% }			
13C5_PFHxA_EIS	(318.0 / 273.0) 298999	(6.20, N/A) (N/A, 0.06, N/A)	746.2	N/A	1.7747 [2.0000]	88.7% { 104.9% }			
13C4_PFHpA_EIS	(367.0 / 322.0) 247715	(7.11, N/A) (N/A, 0.05, N/A)	647.0	N/A	1.6642 [2.0000]	83.2% { 94.7% }			
13C8_PFOA_EIS	(421.0 / 376.0) 269159	(7.92, N/A) (N/A, 0.05, N/A)	660.4	N/A	1.8418 [2.0000]	92.1% { 106.8% }			
13C9_PFNA_EIS	(472.0 / 427.0) 88425	(8.66, N/A) (N/A, 0.05, N/A)	354.4	N/A	0.7823 [1.0000]	78.2% { 93.8% }			
13C6_PFDA_EIS	(519.0 / 474.0) 132572	(9.34, N/A) (N/A, 0.04, N/A)	281.0	N/A	1.0766 [1.0000]	107.7% { 101.5% }			
13C7_PFUnA_EIS	(570.0 / 525.0) 188859	(9.72, N/A) (N/A, 0.02, N/A)	388.7	N/A	1.0652 [1.0000]	106.5% { 126.2% }			

Analyte	(Q1 / Q3) Area Counts*min	R.T. (R.T [min], R.R.T.) (Δ RT-[min], Δ RT- CV[min], Δ RT ion[s])	S / N	Ion Ratio IR Vs MP% IR Vs CV%	Concentration [True] ng/mL	Q.C. Rec. {Area%CV}	Primary Transition	Confirmation Transition	Flag
13C2_PFDa_EIS	(615.0 / 570.0) 244482	(9.89, N/A) (N/A, 0.02, N/A)	446.6	N/A	1.2227 [1.0000]	122.3% { 101.1% }			
13C2_PFTeDA_EIS	(715.0 / 670.0) 146418	(10.13, N/A) (N/A, 0.01, N/A)	336.1	N/A	1.2048 [1.0000]	120.5% { 110.4% }			
13C3_PFBs_EIS	(302.0 / 80.0) 662892	(6.16, N/A) (N/A, 0.06, N/A)	759.5	N/A	1.6687 [2.0000]	83.4% { 89.0% }			
13C3_PFHxS_EIS	(402.0 / 80.0) 352688	(8.05, N/A) (N/A, 0.05, N/A)	897.1	N/A	1.7120 [2.0000]	85.6% { 97.9% }			
13C8_PFOS_EIS	(507.0 / 80.0) 540526	(9.48, N/A) (N/A, 0.04, N/A)	456.6	N/A	1.7621 [2.0000]	88.1% { 87.2% }			
13C2_4:2FTS_EIS	(329.0 / 81.0) 80649	(5.87, N/A) (N/A, 0.07, N/A)	508.4	N/A	3.6005 [4.0000]	90.0% { 88.4% }			
13C2_6:2FTS_EIS	(429.0 / 81.0) 107096	(7.58, N/A) (N/A, 0.05, N/A)	586.0	N/A	3.7308 [4.0000]	93.3% { 96.6% }			
13C2_8:2FTS_EIS	(529.0 / 81.0) 88011	(8.99, N/A) (N/A, 0.05, N/A)	307.0	N/A	3.4199 [4.0000]	85.5% { 82.5% }			
13C8_PFOsa_EIS	(506.0 / 78.0) 869763	(10.18, N/A) (N/A, 0.02, N/A)	935.2	N/A	1.9483 [2.0000]	97.4% { 95.1% }			
D3_NMeFOSA_EIS	(515.0 / 169.0) 97253	(10.61, N/A) (N/A, 0.01, N/A)	648.1	N/A	0.8745 [2.0000]	43.7% { 40.3% }			
D5_NEtFOSA_EIS	(531.1 / 169.0) 82538	(10.70, N/A) (N/A, 0.01, N/A)	583.5	N/A	0.7948 [2.0000]	39.7% { 35.1% }			

Analyte	(Q1 / Q3) Area Counts*min	R.T. (R.T [min], R.R.T.) (Δ RT-I[μ min], Δ RT- CV[μ min], Δ RT ion[s])	S / N	Ion Ratio IR Vs MP% IR Vs CV%	Concentration [True] ng/mL	Q.C. Rec. {Area%CV}	Primary Transition	Confirmation Transition	Flag
D3_MeFOSAA_EIS	(573.0 / 419.0) 306411	(9.52, N/A) (N/A, 0.03, N/A)	455.1	N/A	4.2584 [4.0000]	106.5% { 111.6% }			
D5_EtFOSAA_EIS	(589.0 / 419.0) 280735	(9.69, N/A) (N/A, 0.02, N/A)	241.2	N/A	4.6945 [4.0000]	117.4% { 115.9% }			
D7_NMeFOSE_EIS	(623.2 / 58.9) 363505	(10.58, N/A) (N/A, 0.01, N/A)	872.2	N/A	16.9919 [20.0000]	85.0% { 79.0% }			
D9_NEtFOSE_EIS	(639.2 / 58.9) 208939	(10.67, N/A) (N/A, 0.01, N/A)	1027.2	N/A	18.1371 [20.0000]	90.7% { 77.1% }			
13C3_HFPODA_EIS	(287.0 / 169.0) 676417	(6.54, N/A) (N/A, 0.06, N/A)	685.5	N/A	6.5943 [8.0000]	82.4% { 94.8% }			

FORM IR ANALYSIS DATA SHEET

FB-3-113022-

Laboratory:-	APPL, LLC	Work Order:-	22L0004-		
Client:-	Tidewater, Inc.-	Project:-	NASA JPL SI-		
Matrix:-	Water-	Laboratory ID:-	22L0004-28RE1-	File ID:-	S2022-12-15C (16)-
Sampled:-	11/30/22 10:00-	Prepared:-	12/13/22 09:44-	Analyzed:-	12/16/22 03:11-
Solids:-		Preparation:-	Table B-15-	Dilution:-	10-
Initial/Final:-	48.85 mL / 2 mL-			Instrument:-	Saphira-
Batch:-	BBL0249-	Sequence:-	SB03860-	Calibration:-	2251019-



Chemist: ABK
 Instrument: Saphira
 Type: Sciex Q3 5500

Sample I.D.: 22L0004-28RE1 @10
 DF, IV: 1, 1.0µL
 Acquisition Method: 1633 2022-12-13.dam

Quant Method: 1633 - S2022-12-15A
 Path: S2022-12-15C (16)
 Acquired: 2022/12/16 - 03:11

Analyte	(Q1 / Q3) Area Counts*min	R.T. (R.T [min], R.R.T.) (Δ RT-[min], Δ RT- CV[min], Δ RT ion[s])	S / N	Ion Ratio IR Vs MP% IR Vs CV%	Concentration [True] ng/mL	Q.C. Rec. {Area%CV}	Primary Transition	Confirmation Transition	Flag
PFBA	(212.9 / 169.0) N/A	(N/A, N/A) (N/A, N/A, N/A)	N/A	N/A 0.0 0.0	0.0000	N/A			
PFPeA	(262.9 / 219.0) N/A (262.9 / 69.0) N/A	(N/A, N/A) (N/A, N/A, N/A)	N/A N/A	N/A 0.0 0.0	0.0000	N/A			
PFHxA	(313.0 / 269.0) N/A (313.0 / 119.0) N/A	(N/A, N/A) (N/A, N/A, N/A)	N/A N/A	N/A 0.0 0.0	0.0000	N/A			
PFHpA	(363.0 / 319.0) N/A (363.0 / 169.0) N/A	(N/A, N/A) (N/A, N/A, N/A)	N/A N/A	N/A 0.0 0.0	0.0000	N/A			
PFOA	(413.0 / 369.0) N/A (413.0 / 169.0) N/A	(N/A, N/A) (N/A, N/A, N/A)	N/A N/A	N/A 0.0 0.0	0.0000	N/A			
PFNA	(463.0 / 419.0) N/A (463.0 / 169.0) N/A	(N/A, N/A) (N/A, N/A, N/A)	N/A N/A	N/A 0.0 0.0	0.0000	N/A			
PFDA	(513.0 / 469.0) N/A (513.0 / 169.0) N/A	(N/A, N/A) (N/A, N/A, N/A)	N/A N/A	N/A 0.0 0.0	0.0000	N/A			
PFUnA	(563.0 / 519.0) N/A (563.0 / 169.0) N/A	(N/A, N/A) (N/A, N/A, N/A)	N/A N/A	N/A 0.0 0.0	0.0000	N/A			
PFDoA	(613.0 / 569.0) N/A (613.0 / 169.0) N/A	(N/A, N/A) (N/A, N/A, N/A)	N/A N/A	N/A 0.0 0.0	0.0000	N/A			
PFTrDA	(663.0 / 619.0) N/A (663.0 / 169.0) N/A	(N/A, N/A) (N/A, N/A, N/A)	N/A N/A	N/A 0.0 0.0	0.0000	N/A			
PFTeDA	(713.0 / 669.0) N/A (713.0 / 169.0) N/A	(N/A, N/A) (N/A, N/A, N/A)	N/A N/A	N/A 0.0 0.0	0.0000	N/A			



Chemist: ABK
Instrument: Saphira
Type: Sciex Q3 5500

Sample I.D.: 22L0004-28RE1 @10
DF, IV: 1, 1.0µL
Acquisition Method: 1633 2022-12-13.dam

Quant Method: 1633 - S2022-12-15A
Path: S2022-12-15C (16)
Acquired: 2022/12/16 - 03:11

Analyte	(Q1 / Q3) Area Counts*min	R.T. (R.T [min], R.R.T.) (ΔRT-[min], ΔRT-CV[min], ΔRT ion[s])	S / N	Ion Ratio IR Vs MP% IR Vs CV%	Concentration [True] ng/mL	Q.C. Rec. {Area%CV}	Primary Transition	Confirmation Transition	Flag
PFBS	(298.9 / 80.0) N/A (298.9 / 99.0) N/A	(N/A , N/A) (N/A , N/A , N/A)	N/A N/A	N/A 0.0 0.0	0.0000	N/A			
PFPeS	(349.0 / 80.0) N/A (349.0 / 99.0) N/A	(N/A , N/A) (N/A , N/A , N/A)	N/A N/A	N/A 0.0 0.0	0.0000	N/A			
PFHxS	(399.0 / 80.0) N/A (399.0 / 99.0) N/A	(N/A , N/A) (N/A , N/A , N/A)	N/A N/A	N/A 0.0 0.0	0.0000	N/A			
PFHpS	(449.0 / 80.0) N/A (449.0 / 99.0) N/A	(N/A , N/A) (N/A , N/A , N/A)	N/A N/A	N/A 0.0 0.0	0.0000	N/A			
PFOS	(499.0 / 80.0) N/A (499.0 / 99.0) N/A	(N/A , N/A) (N/A , N/A , N/A)	N/A N/A	N/A 0.0 0.0	0.0000	N/A			
PFNS	(549.0 / 80.0) N/A (549.0 / 99.0) N/A	(N/A , N/A) (N/A , N/A , N/A)	N/A N/A	N/A 0.0 0.0	0.0000	N/A			
PFDS	(599.0 / 80.0) N/A (599.0 / 99.0) N/A	(N/A , N/A) (N/A , N/A , N/A)	N/A N/A	N/A 0.0 0.0	0.0000	N/A			
PFDoS	(698.9 / 80.0) N/A (698.9 / 99.0) N/A	(N/A , N/A) (N/A , N/A , N/A)	N/A N/A	N/A 0.0 0.0	0.0000	N/A			
4:2FTS	(327.0 / 307.0) N/A (327.0 / 81.0) N/A	(N/A , N/A) (N/A , N/A , N/A)	N/A N/A	N/A 0.0 0.0	0.0000	N/A			
6:2FTS	(427.0 / 407.0) N/A (427.0 / 81.0) N/A	(N/A , N/A) (N/A , N/A , N/A)	N/A N/A	N/A 0.0 0.0	0.0000	N/A			
8:2FTS	(527.0 / 507.0) N/A (527.0 / 81.0) N/A	(N/A , N/A) (N/A , N/A , N/A)	N/A N/A	N/A 0.0 0.0	0.0000	N/A			



Chemist: ABK
 Instrument: Saphira
 Type: Sciex Q3 5500

Sample I.D.: 22L0004-28RE1 @10
 DF, IV: 1, 1.0µL
 Acquisition Method: 1633 2022-12-13.dam

Quant Method: 1633 - S2022-12-15A
 Path: S2022-12-15C (16)
 Acquired: 2022/12/16 - 03:11

Analyte	(Q1 / Q3) Area Counts*min	R.T. (R.T [min], R.R.T.) (Δ RT-[min], Δ RT- CV[min], Δ RT ion[s])	S / N	Ion Ratio IR Vs MP% IR Vs CV%	Concentration [True] ng/mL	Q.C. Rec. {Area%CV}	Primary Transition	Confirmation Transition	Flag
PFOSA	(498.0 / 78.0) N/A (498.0 / 478.0) N/A	(N/A, N/A) (N/A, N/A, N/A)	N/A N/A	N/A 0.0 0.0	0.0000	N/A			
NMeFOSA	(511.9 / 219.0) N/A (511.9 / 169.0) N/A	(N/A, N/A) (N/A, N/A, N/A)	N/A N/A	N/A 0.0 0.0	0.0000	N/A			
NEtFOSA	(526.0 / 219.0) N/A (526.0 / 169.0) N/A	(N/A, N/A) (N/A, N/A, N/A)	N/A N/A	N/A 0.0 0.0	0.0000	N/A			
NMeFOSAA	(570.0 / 419.0) N/A (570.0 / 483.0) N/A	(N/A, N/A) (N/A, N/A, N/A)	N/A N/A	N/A 0.0 0.0	0.0000	N/A			
NEtFOSAA	(584.0 / 419.0) N/A (584.0 / 526.0) N/A	(N/A, N/A) (N/A, N/A, N/A)	N/A N/A	N/A 0.0 0.0	0.0000	N/A			
NMeFOSE	(616.1 / 59.0) N/A	(N/A, N/A) (N/A, N/A, N/A)	N/A	N/A 0.0 0.0	0.0000	N/A			
NEtFOSE	(630.0 / 59.0) N/A	(N/A, N/A) (N/A, N/A, N/A)	N/A	N/A 0.0 0.0	0.0000	N/A			
HFPO-DA	(285.0 / 169.0) N/A (285.0 / 185.0) N/A	(N/A, N/A) (N/A, N/A, N/A)	N/A N/A	N/A 0.0 0.0	0.0000	N/A			
ADONA	(377.0 / 85.0) N/A (377.0 / 251.0) N/A	(N/A, N/A) (N/A, N/A, N/A)	N/A N/A	N/A 0.0 0.0	0.0000	N/A			
9Cl-Pf3ONS	(531.0 / 351.0) N/A (533.0 / 353.0) N/A	(N/A, N/A) (N/A, N/A, N/A)	N/A N/A	N/A 0.0 0.0	0.0000	N/A			
11Cl-Pf3OUDS	(631.0 / 451.0) N/A (633.0 / 453.0) N/A	(N/A, N/A) (N/A, N/A, N/A)	N/A N/A	N/A 0.0 0.0	0.0000	N/A			

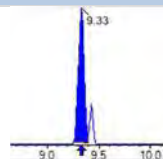
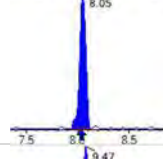
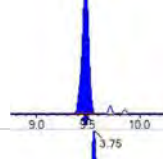
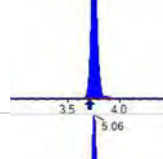
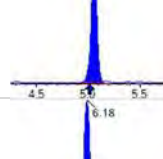
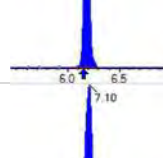
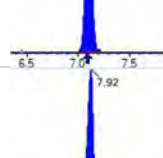
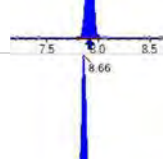

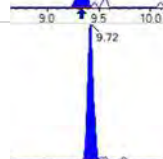



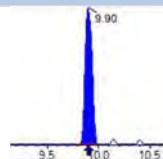
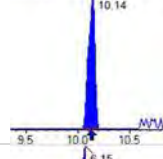
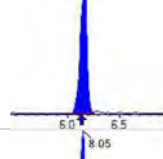
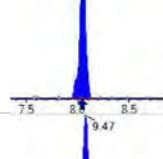
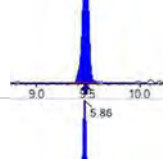
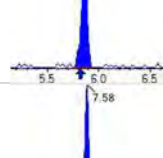
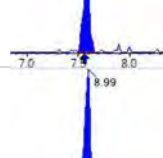
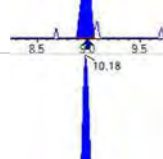
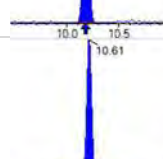
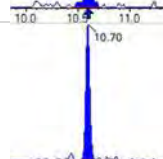

Chemist: ABK
 Instrument: Saphira
 Type: Sciex Q3 5500

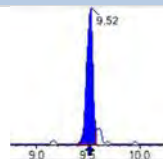
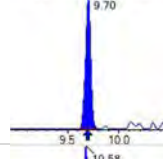
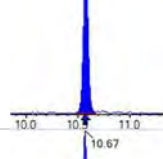
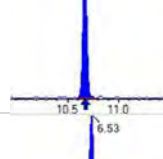
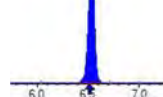
Sample I.D.: 22L0004-28RE1 @10
 DF, IV: 1, 1.0µL
 Acquisition Method: 1633 2022-12-13.dam

Quant Method: 1633 - S2022-12-15A
 Path: S2022-12-15C (16)
 Acquired: 2022/12/16 - 03:11

Analyte	(Q1 / Q3) Area Counts*min	R.T. (R.T [min], R.R.T.) (ΔRT-I[min], ΔRT-CV[min], ΔRT ion[s])	S / N	Ion Ratio IR Vs MP% IR Vs CV%	Concentration [True] ng/mL	Q.C. Rec. {Area%CV}	Primary Transition	Confirmation Transition	Flag
3:3FTCA	(241.0 / 177.0) N/A (241.0 / 117.0) N/A	(N/A, N/A) (N/A, N/A, N/A)	N/A N/A	N/A 0.0 0.0	0.0000	N/A			
5:3FTCA	(341.0 / 236.7) N/A (341.0 / 217.0) N/A	(N/A, N/A) (N/A, N/A, N/A)	N/A N/A	N/A 0.0 0.0	0.0000	N/A			
7:3FTCA	(441.0 / 317.0) N/A (441.0 / 337.0) N/A	(N/A, N/A) (N/A, N/A, N/A)	N/A N/A	N/A 0.0 0.0	0.0000	N/A			
PFEESA	(315.0 / 135.0) N/A (315.0 / 83.0) N/A	(N/A, N/A) (N/A, N/A, N/A)	N/A N/A	N/A 0.0 0.0	0.0000	N/A			
PFMPA	(229.0 / 85.0) N/A	(N/A, N/A) (N/A, N/A, N/A)	N/A	N/A 0.0 0.0	0.0000	N/A			
PFMBA	(279.0 / 85.0) N/A	(N/A, N/A) (N/A, N/A, N/A)	N/A	N/A 0.0 0.0	0.0000	N/A			
NFDHA	(201.0 / 85.0) N/A (295.0 / 201.0) N/A	(N/A, N/A) (N/A, N/A, N/A)	N/A N/A	N/A 0.0 0.0	0.0000	N/A			
13C3_PFBA_IIS	(216.0 / 172.0) 7878	(3.76, N/A) (N/A, 0.07, N/A)	265.6	N/A	0.9010 [1.0000]	90.1% { 9.5% }			
13C2_PFHxA_IIS	(315.1 / 270.0) 11698	(6.20, N/A) (N/A, 0.06, N/A)	202.7	N/A	0.8891 [1.0000]	88.9% { 8.9% }			
13C4_PFOA_IIS	(417.0 / 372.0) 12307	(7.92, N/A) (N/A, 0.05, N/A)	243.3	N/A	0.9833 [1.0000]	98.3% { 10.1% }			
13C5_PFNA_IIS	(468.0 / 423.0) 7156	(8.65, N/A) (N/A, 0.03, N/A)	268.5	N/A	0.7169 [1.0000]	71.7% { 7.4% }			

Analyte	(Q1 / Q3) Area Counts*min	R.T. (R.T [min], R.R.T.) (Δ RT-[min], Δ RT- CV[min], Δ RT ion[s])	S / N	Ion Ratio IR Vs MP% IR Vs CV%	Concentration [True] ng/mL	Q.C. Rec. {Area%CV}	Primary Transition	Confirmation Transition	Flag
13C2_PFDA_IIS	(515.1 / 470.1) 3429	(9.33, N/A) (N/A, 0.04, N/A)	1696.7	N/A	0.3306 [1.0000]	33.1% { 3.4% }			MI5 DG 2022-12-16
18O2_PFHxS_IIS	(403.0 / 83.9) 21198	(8.05, N/A) (N/A, 0.05, N/A)	269.7	N/A	0.8960 [1.0000]	89.6% { 9.5% }			
13C4_PFOS_IIS	(502.8 / 79.9) 19542	(9.47, N/A) (N/A, 0.04, N/A)	365.1	N/A	0.9741 [1.0000]	97.4% { 9.9% }			
13C4_PFBA_EIS	(217.0 / 172.0) 59969	(3.75, N/A) (N/A, 0.07, N/A)	828.6	N/A	0.7353 [0.8000]	91.9% { 8.9% }			
13C5_PFPeA_EIS	(267.9 / 223.0) 34984	(5.06, N/A) (N/A, 0.07, N/A)	518.1	N/A	0.4062 [0.4000]	101.6% { 9.2% }			
13C5_PFHxA_EIS	(318.0 / 273.0) 29278	(6.18, N/A) (N/A, 0.05, N/A)	434.5	N/A	0.2126 [0.2000]	106.3% { 10.3% }			
13C4_PFHpA_EIS	(367.0 / 322.0) 22883	(7.10, N/A) (N/A, 0.05, N/A)	1456.9	N/A	0.1881 [0.2000]	94.0% { 8.8% }			
13C8_PFOA_EIS	(421.0 / 376.0) 20802	(7.92, N/A) (N/A, 0.05, N/A)	346.5	N/A	0.1530 [0.2000]	76.5% { 8.3% }			
13C9_PFNA_EIS	(472.0 / 427.0) 8373	(8.66, N/A) (N/A, 0.04, N/A)	404.7	N/A	0.1071 [0.1000]	107.1% { 8.9% }			
13C6_PFDA_EIS	(519.0 / 474.0) 13361	(9.34, N/A) (N/A, 0.05, N/A)	140.8	N/A	0.2876 [0.1000]	287.6% { 10.2% }			S2,
13C7_PFUnA_EIS	(570.0 / 525.0) 16613	(9.72, N/A) (N/A, 0.02, N/A)	271.1	N/A	0.2483 [0.1000]	248.3% { 11.1% }			S2,

Analyte	(Q1 / Q3) Area Counts*min	R.T. (R.T [min], R.R.T.) (Δ RT-[min], Δ RT- CV[min], Δ RT ion[s])	S / N	Ion Ratio IR Vs MP% IR Vs CV%	Concentration [True] ng/mL	Q.C. Rec. {Area%CV}	Primary Transition	Confirmation Transition	Flag
13C2_PFDa_EIS	(615.0 / 570.0) 17241	(9.90, N/A) (N/A, 0.03, N/A)	610.9	N/A	0.2285 [0.1000]	228.5% {7.1%}			S2,
13C2_PFTeDA_EIS	(715.0 / 670.0) 7548	(10.14, N/A) (N/A, 0.03, N/A)	57.4	N/A	0.1646 [0.1000]	164.6% {5.7%}			S2,
13C3_PFBs_EIS	(302.0 / 80.0) 62850	(6.15, N/A) (N/A, 0.06, N/A)	327.8	N/A	0.1815 [0.2000]	90.8% {8.4%}			
13C3_PFHxS_EIS	(402.0 / 80.0) 32620	(8.05, N/A) (N/A, 0.04, N/A)	433.9	N/A	0.1817 [0.2000]	90.8% {9.1%}			
13C8_PFOS_EIS	(507.0 / 80.0) 45159	(9.47, N/A) (N/A, 0.04, N/A)	243.3	N/A	0.1407 [0.2000]	70.3% {7.3%}			
13C2_4:2FTS_EIS	(329.0 / 81.0) 6886	(5.86, N/A) (N/A, 0.06, N/A)	127.1	N/A	0.3527 [0.4000]	88.2% {7.6%}			
13C2_6:2FTS_EIS	(429.0 / 81.0) 8532	(7.58, N/A) (N/A, 0.05, N/A)	173.2	N/A	0.3410 [0.4000]	85.3% {7.7%}			
13C2_8:2FTS_EIS	(529.0 / 81.0) 7875	(8.99, N/A) (N/A, 0.05, N/A)	178.8	N/A	0.3511 [0.4000]	87.8% {7.4%}			
13C8_PFOsa_EIS	(506.0 / 78.0) 78112	(10.18, N/A) (N/A, 0.01, N/A)	262.9	N/A	0.1672 [0.2000]	83.6% {8.5%}			
D3_NMeFOSA_EIS	(515.0 / 169.0) 8044	(10.61, N/A) (N/A, 0.01, N/A)	117.2	N/A	0.0691 [0.2000]	34.6% {3.3%}			
D5_NEiFOSA_EIS	(531.1 / 169.0) 6272	(10.70, N/A) (N/A, 0.01, N/A)	148.3	N/A	0.0577 [0.2000]	28.9% {2.7%}			

Analyte	(Q1 / Q3) Area Counts*min	R.T. (R.T [min], R.R.T.) (Δ RT-I[μ min], Δ RT-CV[μ min], Δ RT ion[s])	S / N	Ion Ratio IR Vs MP% IR Vs CV%	Concentration [True] ng/mL	Q.C. Rec. {Area%CV}	Primary Transition	Confirmation Transition	Flag
D3_MeFOSAA_EIS	(573.0 / 419.0) 25308	(9.52, N/A) (N/A, 0.03, N/A)	150.8	N/A	0.3361 [0.4000]	84.0% { 9.2% }			
D5_EtFOSAA_EIS	(589.0 / 419.0) 18306	(9.70, N/A) (N/A, 0.03, N/A)	70.1	N/A	0.2925 [0.4000]	73.1% { 7.6% }			
D7_NMeFOSE_EIS	(623.2 / 58.9) 36237	(10.58, N/A) (N/A, 0.01, N/A)	286.5	N/A	1.6186 [2.0000]	80.9% { 7.9% }			
D9_NEtFOSE_EIS	(639.2 / 58.9) 15953	(10.67, N/A) (N/A, 0.01, N/A)	380.7	N/A	1.3233 [2.0000]	66.2% { 5.9% }			
13C3_HFPODA_EIS	(287.0 / 169.0) 67594	(6.53, N/A) (N/A, 0.06, N/A)	600.0	N/A	0.8062 [0.8000]	100.8% { 9.5% }			

QUALITY CONTROLA

SURROGATE SUMMARY SHEET

Table B-15R

Client:R Tidewater, Inc.R
 Work Order:R 22L0004R
 Project:R NASA JPL SIR

Surrogate CompoundR	Spike levelR	% Recovery	RecoveryR LimitsR	QR
MW-24-S5-112922 (22L0004-01) ng/LR		Lab File ID: S2022-12-09B (16)R		Analyzed: 12/10/22 02:04R
13C4-PFBAR	56.6R	101R	50 - 150R	
13C5-PFPEAR	28.3R	88.6R	50 - 150R	
13C5-PFHXR	14.2R	104R	50 - 150R	
13C4-PFHPAR	14.2R	93.1R	50 - 150R	
13C8-PFOAR	14.2R	104R	50 - 150R	
13C9-PFNAR	7.08R	95.5R	50 - 150R	
13C6-PFDAR	7.08R	89.3R	50 - 150R	
13C7-PFUnAR	7.08R	97.8R	50 - 150R	
13C2-PFDOAR	7.08R	91.4R	50 - 150R	
13C2-PFTEDAR	7.08R	92.4R	50 - 150R	
13C3-PFBSR	14.2R	110R	50 - 150R	
13C3-PFHXR	14.2R	103R	50 - 150R	
13C8-PFOAR	14.2R	96.0R	50 - 150R	
13C2-4:2FTSR	28.3R	135R	50 - 150R	
13C2-6:2FTSR	28.3R	105R	50 - 150R	
13C2-8:2FTSR	28.3R	104R	50 - 150R	
13C8-PFOSAR	14.2R	66.1R	50 - 150R	
D3-NMEFOSAR	14.2R	35.3R	50 - 150R	*R
D5-NETFOSAR	14.2R	37.8R	50 - 150R	*R
D3-NMEFOSAAR	28.3R	107R	50 - 150R	
D5-NETFOSAAR	28.3R	111R	50 - 150R	
D7-NMEFOSER	142R	46.3R	50 - 150R	*R
D9-NETFOSER	142R	51.7R	50 - 150R	
13C3-HFPO-DAR	56.6R	98.3R	50 - 150R	
MW-24-S5-112922 (22L0004-01RE1) ng/LR		Lab File ID: S2022-12-09B (17)R		Analyzed: 12/10/22 02:17R
D3-NMEFOSAR	14.2R	36.1R	50 - 150R	*R
D5-NETFOSAR	14.2R	41.6R	50 - 150R	*R
D7-NMEFOSER	142R	52.2R	50 - 150R	

SURROGATE SUMMARY SHEET

Table B-15R

Client:R Tidewater, Inc.R

Work Order:R 22L0004R

Project:R NASA JPL SIR

Surrogate CompoundR	Spike levelR	% Recovery	RecoveryR LimitsR	QR
MW-24-S4-112922 (22L0004-02) ng/LR		Lab File ID: S2022-12-09B (18)R		Analyzed: 12/10/22 02:30R
13C4-PFBAR	55.1R	104R	50 - 150R	
13C5-PFPEAR	27.5R	82.8R	50 - 150R	
13C5-PFHXR	13.8R	109R	50 - 150R	
13C4-PFHPAR	13.8R	91.0R	50 - 150R	
13C8-PFOAR	13.8R	106R	50 - 150R	
13C9-PFNAR	6.89R	104R	50 - 150R	
13C6-PFDAR	6.89R	100R	50 - 150R	
13C7-PFUnAR	6.89R	104R	50 - 150R	
13C2-PFDOAR	6.89R	97.9R	50 - 150R	
13C2-PFTEDAR	6.89R	68.0R	50 - 150R	
13C3-PFBSR	13.8R	94.4R	50 - 150R	
13C3-PFHXR	13.8R	102R	50 - 150R	
13C8-PFOAR	13.8R	105R	50 - 150R	
13C2-4:2FTSR	27.5R	103R	50 - 150R	
13C2-6:2FTSR	27.5R	93.7R	50 - 150R	
13C2-8:2FTSR	27.5R	102R	50 - 150R	
13C8-PFOAR	13.8R	66.2R	50 - 150R	
D3-NMEFOSAR	13.8R	42.4R	50 - 150R	*R
D5-NETFOSAR	13.8R	43.8R	50 - 150R	*R
D3-NMEFOSAAR	27.5R	102R	50 - 150R	
D5-NETFOSAAR	27.5R	95.5R	50 - 150R	
D7-NMEFOSER	138R	52.9R	50 - 150R	
D9-NETFOSER	138R	53.9R	50 - 150R	
13C3-HFPO-DAR	55.1R	90.6R	50 - 150R	
MW-24-S4-112922 (22L0004-02RE1) ng/LR		Lab File ID: S2022-12-09B (19)R		Analyzed: 12/10/22 02:42R
D3-NMEFOSAR	13.8R	59.1R	50 - 150R	
D5-NETFOSAR	13.8R	73.0R	50 - 150R	

SURROGATE SUMMARY SHEET

Table B-15R

Client:R Tidewater, Inc.R

Work Order:R 22L0004R

Project:R NASA JPL SIR

Surrogate CompoundR	Spike levelR	% Recovery	RecoveryR LimitsR	QR
MW-24-S3-112922 (22L0004-03) ng/LR		Lab File ID: S2022-12-09B (20)R		Analyzed: 12/10/22 02:55R
13C4-PFBAR	54.6R	102R	50 - 150R	
13C5-PFPEAR	27.3R	91.1R	50 - 150R	
13C5-PFHXR	13.6R	97.3R	50 - 150R	
13C4-PFHPAR	13.6R	105R	50 - 150R	
13C8-PFOAR	13.6R	99.9R	50 - 150R	
13C9-PFNAR	6.82R	113R	50 - 150R	
13C6-PFDAR	6.82R	97.4R	50 - 150R	
13C7-PFUnAR	6.82R	92.2R	50 - 150R	
13C2-PFDOAR	6.82R	65.7R	50 - 150R	
13C2-PFTEDAR	6.82R	58.5R	50 - 150R	
13C3-PFBSR	13.6R	94.5R	50 - 150R	
13C3-PFHXR	13.6R	98.7R	50 - 150R	
13C8-PFOAR	13.6R	84.3R	50 - 150R	
13C2-4:2FTSR	27.3R	118R	50 - 150R	
13C2-6:2FTSR	27.3R	105R	50 - 150R	
13C2-8:2FTSR	27.3R	106R	50 - 150R	
13C8-PFOAR	13.6R	55.6R	50 - 150R	
D3-NMEFOSAR	13.6R	37.3R	50 - 150R	*R
D5-NETFOSAR	13.6R	38.6R	50 - 150R	*R
D3-NMEFOSAAR	27.3R	105R	50 - 150R	
D5-NETFOSAAR	27.3R	98.8R	50 - 150R	
D7-NMEFOSER	136R	42.1R	50 - 150R	*R
D9-NETFOSER	136R	46.7R	50 - 150R	*R
13C3-HFPO-DAR	54.6R	90.8R	50 - 150R	
MW-24-S3-112922 (22L0004-03RE1) ng/LR		Lab File ID: S2022-12-09B (21)R		Analyzed: 12/10/22 03:08R
D3-NMEFOSAR	13.6R	52.9R	50 - 150R	
D5-NETFOSAR	13.6R	51.3R	50 - 150R	
D7-NMEFOSER	136R	63.2R	50 - 150R	
D9-NETFOSER	136R	68.8R	50 - 150R	

SURROGATE SUMMARY SHEET R

Table B-15R

Client:R Tidewater, Inc.R

Work Order:R 22L0004R

Project:R NASA JPL SIR

Surrogate CompoundR	Spike levelR	% Recovery	RecoveryR LimitsR	QR
MW-24-S2-112922 (22L0004-04) ng/LR		Lab File ID: S2022-12-09B (22)R		Analyzed: 12/10/22 03:21R
13C4-PFBAR	54.4R	96.1R	50 - 150R	
13C5-PFPEAR	27.2R	90.1R	50 - 150R	
13C5-PFHXR	13.6R	111R	50 - 150R	
13C4-PFHPAR	13.6R	104R	50 - 150R	
13C8-PFOAR	13.6R	105R	50 - 150R	
13C9-PFNAR	6.80R	118R	50 - 150R	
13C6-PFDAR	6.80R	91.0R	50 - 150R	
13C7-PFUnAR	6.80R	110R	50 - 150R	
13C2-PFDOAR	6.80R	81.7R	50 - 150R	
13C2-PFTEDAR	6.80R	83.2R	50 - 150R	
13C3-PFBSR	13.6R	103R	50 - 150R	
13C3-PFHXR	13.6R	101R	50 - 150R	
13C8-PFOSR	13.6R	95.0R	50 - 150R	
13C2-4:2FTSR	27.2R	120R	50 - 150R	
13C2-6:2FTSR	27.2R	101R	50 - 150R	
13C2-8:2FTSR	27.2R	92.5R	50 - 150R	
13C8-PFOSAR	13.6R	69.3R	50 - 150R	
D3-NMEFOSAR	13.6R	41.6R	50 - 150R	*R
D5-NETFOSAR	13.6R	39.3R	50 - 150R	*R
D3-NMEFOSAAR	27.2R	100R	50 - 150R	
D5-NETFOSAAR	27.2R	105R	50 - 150R	
D7-NMEFOSER	136R	47.3R	50 - 150R	*R
D9-NETFOSER	136R	51.9R	50 - 150R	
13C3-HFPO-DAR	54.4R	102R	50 - 150R	
MW-24-S2-112922 (22L0004-04RE1) ng/LR		Lab File ID: S2022-12-09B (23)R		Analyzed: 12/10/22 03:33R
D3-NMEFOSAR	13.6R	43.9R	50 - 150R	*R
D5-NETFOSAR	13.6R	42.5R	50 - 150R	*R
D7-NMEFOSER	136R	62.7R	50 - 150R	

SURROGATE SUMMARY SHEET

Table B-15R

Client:R Tidewater, Inc.R

Work Order:R 22L0004R

Project:R NASA JPL SIR

Surrogate CompoundR	Spike levelR	% Recovery	RecoveryR LimitsR	QR
DUP-2-112922 (22L0004-05) . ng/LR		Lab File ID: S2022-12-09B (24)R		Analyzed: 12/10/22 03:46R
13C4-PFBAR	53.9R	107R	50 - 150R	
13C5-PFPEAR	26.9R	105R	50 - 150R	
13C5-PFHXR	13.5R	116R	50 - 150R	
13C4-PFHPAR	13.5R	110R	50 - 150R	
13C8-PFOAR	13.5R	119R	50 - 150R	
13C9-PFNAR	6.73R	111R	50 - 150R	
13C6-PFDAR	6.73R	108R	50 - 150R	
13C7-PFUnAR	6.73R	124R	50 - 150R	
13C2-PFDOAR	6.73R	97.3R	50 - 150R	
13C2-PFTEDAR	6.73R	94.1R	50 - 150R	
13C3-PFBSR	13.5R	119R	50 - 150R	
13C3-PFHXR	13.5R	113R	50 - 150R	
13C8-PFOSR	13.5R	130R	50 - 150R	
13C2-4:2FTSR	26.9R	135R	50 - 150R	
13C2-6:2FTSR	26.9R	121R	50 - 150R	
13C2-8:2FTSR	26.9R	127R	50 - 150R	
13C8-PFOSAR	13.5R	86.3R	50 - 150R	
D3-NMEFOSAR	13.5R	47.0R	50 - 150R	*R
D5-NETFOSAR	13.5R	45.1R	50 - 150R	*R
D3-NMEFOSAAR	26.9R	132R	50 - 150R	
D5-NETFOSAAR	26.9R	140R	50 - 150R	
D7-NMEFOSER	135R	58.9R	50 - 150R	
D9-NETFOSER	135R	62.6R	50 - 150R	
13C3-HFPO-DAR	53.9R	102R	50 - 150R	
DUP-2-112922 (22L0004-05RE1) . ng/LR		Lab File ID: S2022-12-09B (25)R		Analyzed: 12/10/22 03:59R
D3-NMEFOSAR	13.5R	49.8R	50 - 150R	*R
D5-NETFOSAR	13.5R	54.4R	50 - 150R	

SURROGATE SUMMARY SHEET

Table B-15R

Client:R Tidewater, Inc.R
 Work Order:R 22L0004R
 Project:R NASA JPL SIR

Surrogate CompoundR	Spike levelR	% Recovery	RecoveryR LimitsR	QR
MW-17-S5-112922 (22L0004-06) ng/LR		Lab File ID: S2022-12-09B (26)R		Analyzed: 12/10/22 04:11R
13C4-PFBAR	55.5R	88.8R	50 - 150R	
13C5-PFPEAR	27.8R	83.0R	50 - 150R	
13C5-PFHXR	13.9R	105R	50 - 150R	
13C4-PFHPAR	13.9R	92.0R	50 - 150R	
13C8-PFOAR	13.9R	76.8R	50 - 150R	
13C9-PFNAR	6.94R	93.2R	50 - 150R	
13C6-PFDAR	6.94R	72.0R	50 - 150R	
13C7-PFUnAR	6.94R	79.9R	50 - 150R	
13C2-PFDOAR	6.94R	78.7R	50 - 150R	
13C2-PFTEDAR	6.94R	61.6R	50 - 150R	
13C3-PFBSR	13.9R	85.4R	50 - 150R	
13C3-PFHXR	13.9R	83.4R	50 - 150R	
13C8-PFOSR	13.9R	89.1R	50 - 150R	
13C2-4:2FTSR	27.8R	89.3R	50 - 150R	
13C2-6:2FTSR	27.8R	80.1R	50 - 150R	
13C2-8:2FTSR	27.8R	80.2R	50 - 150R	
13C8-PFOSAR	13.9R	70.5R	50 - 150R	
D3-NMEFOSAR	13.9R	41.8R	50 - 150R	*R
D5-NETFOSAR	13.9R	42.2R	50 - 150R	*R
D3-NMEFOSAAR	27.8R	81.1R	50 - 150R	
D5-NETFOSAAR	27.8R	98.6R	50 - 150R	
D7-NMEFOSER	139R	50.5R	50 - 150R	
D9-NETFOSER	139R	55.1R	50 - 150R	
13C3-HFPO-DAR	55.5R	100R	50 - 150R	
MW-17-S5-112922 (22L0004-06RE1) ng/LR		Lab File ID: S2022-12-09B (27)R		Analyzed: 12/10/22 04:24R
D3-NMEFOSAR	13.9R	38.2R	50 - 150R	*R
D5-NETFOSAR	13.9R	44.8R	50 - 150R	*R

SURROGATE SUMMARY SHEET

Table B-15R

Client:R Tidewater, Inc.R
 Work Order:R 22L0004R
 Project:R NASA JPL SIR

Surrogate CompoundR	Spike levelR	% Recovery	RecoveryR LimitsR	QR
MW-17-S4-112922 (22L0004-07) ng/LR		Lab File ID: S2022-12-09B (28)R		Analyzed: 12/10/22 04:37R
13C4-PFBAR	57.0R	95.1R	50 - 150R	
13C5-PFPEAR	28.5R	98.0R	50 - 150R	
13C5-PFHXR	14.3R	112R	50 - 150R	
13C4-PFHPAR	14.3R	99.5R	50 - 150R	
13C8-PFOAR	14.3R	96.4R	50 - 150R	
13C9-PFNAR	7.13R	107R	50 - 150R	
13C6-PFDAR	7.13R	97.7R	50 - 150R	
13C7-PFUnAR	7.13R	103R	50 - 150R	
13C2-PFDOAR	7.13R	79.9R	50 - 150R	
13C2-PFTEDAR	7.13R	75.7R	50 - 150R	
13C3-PFBSR	14.3R	108R	50 - 150R	
13C3-PFHXR	14.3R	99.4R	50 - 150R	
13C8-PFOAR	14.3R	94.1R	50 - 150R	
13C2-4:2FTSR	28.5R	122R	50 - 150R	
13C2-6:2FTSR	28.5R	117R	50 - 150R	
13C2-8:2FTSR	28.5R	116R	50 - 150R	
13C8-PFOAR	14.3R	60.2R	50 - 150R	
D3-NMEFOSAR	14.3R	42.0R	50 - 150R	*R
D5-NETFOSAR	14.3R	37.9R	50 - 150R	*R
D3-NMEFOSAAR	28.5R	101R	50 - 150R	
D5-NETFOSAAR	28.5R	106R	50 - 150R	
D7-NMEFOSER	143R	45.7R	50 - 150R	*R
D9-NETFOSER	143R	47.9R	50 - 150R	*R
13C3-HFPO-DAR	57.0R	104R	50 - 150R	
MW-17-S4-112922 (22L0004-07RE1) ng/LR		Lab File ID: S2022-12-09B (29)R		Analyzed: 12/10/22 04:49R
D3-NMEFOSAR	14.3R	43.5R	50 - 150R	*R
D5-NETFOSAR	14.3R	46.7R	50 - 150R	*R
D7-NMEFOSER	143R	48.3R	50 - 150R	*R
D9-NETFOSER	143R	50.8R	50 - 150R	

SURROGATE SUMMARY SHEET

Table B-15R

Client:R Tidewater, Inc.R

Work Order:R 22L0004R

Project:R NASA JPL SIR

Surrogate CompoundR	Spike levelR	% Recovery	RecoveryR LimitsR	QR
MW-17-S3-112922 (22L0004-08) ng/LR		Lab File ID: S2022-12-09B (30)R		Analyzed: 12/10/22 05:02R
13C4-PFBAR	57.4R	96.3R	50 - 150R	
13C5-PFPEAR	28.7R	96.2R	50 - 150R	
13C5-PFHXR	14.3R	116R	50 - 150R	
13C4-PFHPAR	14.3R	134R	50 - 150R	
13C8-PFOAR	14.3R	98.2R	50 - 150R	
13C9-PFNAR	7.17R	106R	50 - 150R	
13C6-PFDAR	7.17R	86.6R	50 - 150R	
13C7-PFUnAR	7.17R	86.8R	50 - 150R	
13C2-PFDOAR	7.17R	78.5R	50 - 150R	
13C2-PFTEDAR	7.17R	70.1R	50 - 150R	
13C3-PFBSR	14.3R	80.1R	50 - 150R	
13C3-PFHXR	14.3R	91.9R	50 - 150R	
13C8-PFOAR	14.3R	97.0R	50 - 150R	
13C2-4:2FTSR	28.7R	102R	50 - 150R	
13C2-6:2FTSR	28.7R	91.6R	50 - 150R	
13C2-8:2FTSR	28.7R	96.4R	50 - 150R	
13C8-PFOAR	14.3R	74.4R	50 - 150R	
D3-NMEFOSAR	14.3R	44.0R	50 - 150R	*R
D5-NETFOSAR	14.3R	44.0R	50 - 150R	*R
D3-NMEFOSAAR	28.7R	168R	50 - 150R	*R
D5-NETFOSAAR	28.7R	120R	50 - 150R	
D7-NMEFOSER	143R	51.1R	50 - 150R	
D9-NETFOSER	143R	52.3R	50 - 150R	
13C3-HFPO-DAR	57.4R	102R	50 - 150R	
MW-17-S3-112922 (22L0004-08RE1) ng/LR		Lab File ID: S2022-12-09B (31)R		Analyzed: 12/10/22 05:15R
D3-NMEFOSAR	14.3R	64.4R	50 - 150R	
D5-NETFOSAR	14.3R	58.4R	50 - 150R	
D3-NMEFOSAAR	28.7R	115R	50 - 150R	

SURROGATE SUMMARY SHEET R

Table B-15R

Client:R Tidewater, Inc.R

Work Order:R 22L0004R

Project:R NASA JPL SIR

Surrogate CompoundR	Spike levelR	% Recovery	RecoveryR LimitsR	QR
DUP-3-112922 (22L0004-09) . ng/LR		Lab File ID: S2022-12-09B (32)R		Analyzed: 12/10/22 05:28R
13C4-PFBAR	56.2R	95.5R	50 - 150R	
13C5-PFPEAR	28.1R	90.8R	50 - 150R	
13C5-PFHXR	14.1R	108R	50 - 150R	
13C4-PFHPAR	14.1R	103R	50 - 150R	
13C8-PFOAR	14.1R	102R	50 - 150R	
13C9-PFNAR	7.03R	98.4R	50 - 150R	
13C6-PFDAR	7.03R	102R	50 - 150R	
13C7-PFUnAR	7.03R	106R	50 - 150R	
13C2-PFDOAR	7.03R	73.3R	50 - 150R	
13C2-PFTEDAR	7.03R	71.0R	50 - 150R	
13C3-PFBSR	14.1R	90.2R	50 - 150R	
13C3-PFHXR	14.1R	102R	50 - 150R	
13C8-PFOAR	14.1R	87.9R	50 - 150R	
13C2-4:2FTSR	28.1R	113R	50 - 150R	
13C2-6:2FTSR	28.1R	93.8R	50 - 150R	
13C2-8:2FTSR	28.1R	115R	50 - 150R	
13C8-PFOAR	14.1R	64.2R	50 - 150R	
D3-NMEFOSAR	14.1R	39.5R	50 - 150R	*R
D5-NETFOSAR	14.1R	39.6R	50 - 150R	*R
D3-NMEFOSAAR	28.1R	191R	50 - 150R	*R
D5-NETFOSAAR	28.1R	97.2R	50 - 150R	
D7-NMEFOSER	141R	43.3R	50 - 150R	*R
D9-NETFOSER	141R	44.3R	50 - 150R	*R
13C3-HFPO-DAR	56.2R	103R	50 - 150R	
DUP-3-112922 (22L0004-09RE1) . ng/LR		Lab File ID: S2022-12-09B (33)R		Analyzed: 12/10/22 05:40R
D3-NMEFOSAR	14.1R	54.9R	50 - 150R	
D5-NETFOSAR	14.1R	53.4R	50 - 150R	
D3-NMEFOSAAR	28.1R	106R	50 - 150R	
D7-NMEFOSER	141R	52.6R	50 - 150R	
D9-NETFOSER	141R	63.2R	50 - 150R	

SURROGATE SUMMARY SHEET

Table B-15R

Client:R Tidewater, Inc.R
 Work Order:R 22L0004R
 Project:R NASA JPL SIR

Surrogate CompoundR	Spike levelR	% Recovery	RecoveryR LimitsR	QR
MW-17-S2-112922 (22L0004-10) ng/LR				
				Lab File ID: S2022-12-09B (34)R
				Analyzed: 12/10/22 05:53R
13C4-PFBAR	57.2R	104R	50 - 150R	
13C5-PFPEAR	28.6R	93.8R	50 - 150R	
13C5-PFHXR	14.3R	103R	50 - 150R	
13C4-PFHPAR	14.3R	104R	50 - 150R	
13C8-PFOAR	14.3R	98.9R	50 - 150R	
13C9-PFNAR	7.15R	101R	50 - 150R	
13C6-PFDAR	7.15R	81.1R	50 - 150R	
13C7-PFUnAR	7.15R	107R	50 - 150R	
13C2-PFDOAR	7.15R	84.2R	50 - 150R	
13C2-PFTEDAR	7.15R	66.6R	50 - 150R	
13C3-PFBSR	14.3R	111R	50 - 150R	
13C3-PFHXR	14.3R	105R	50 - 150R	
13C8-PFOAR	14.3R	118R	50 - 150R	
13C2-4:2FTSR	28.6R	136R	50 - 150R	
13C2-6:2FTSR	28.6R	124R	50 - 150R	
13C2-8:2FTSR	28.6R	118R	50 - 150R	
13C8-PFOSAR	14.3R	83.1R	50 - 150R	
D3-NMEFOSAR	14.3R	50.9R	50 - 150R	
D5-NETFOSAR	14.3R	55.1R	50 - 150R	
D3-NMEFOSAAR	28.6R	115R	50 - 150R	
D5-NETFOSAAR	28.6R	108R	50 - 150R	
D7-NMEFOSER	143R	66.5R	50 - 150R	
D9-NETFOSER	143R	67.4R	50 - 150R	
13C3-HFPO-DAR	57.2R	99.0R	50 - 150R	

SURROGATE SUMMARY SHEET R

Table B-15R

Client:R Tidewater, Inc.R
 Work Order:R 22L0004R
 Project:R NASA JPL SIR

Surrogate CompoundR	Spike levelR	% Recovery	RecoveryR LimitsR	QR
SB-2-112922 (22L0004-11) . ng/LR	Lab File ID: S2022-12-09B (38)R			Analyzed: 12/10/22 06:44R
13C4-PFBAR	56.3R	104R	50 - 150R	
13C5-PFPEAR	28.2R	98.4R	50 - 150R	
13C5-PFHXR	14.1R	109R	50 - 150R	
13C4-PFHPAR	14.1R	104R	50 - 150R	
13C8-PFOAR	14.1R	91.5R	50 - 150R	
13C9-PFNAR	7.04R	112R	50 - 150R	
13C6-PFDAR	7.04R	101R	50 - 150R	
13C7-PFUnAR	7.04R	102R	50 - 150R	
13C2-PFDOAR	7.04R	86.8R	50 - 150R	
13C2-PFTEDAR	7.04R	80.7R	50 - 150R	
13C3-PFBSR	14.1R	95.6R	50 - 150R	
13C3-PFHXR	14.1R	106R	50 - 150R	
13C8-PFOAR	14.1R	98.2R	50 - 150R	
13C2-4:2FTSR	28.2R	111R	50 - 150R	
13C2-6:2FTSR	28.2R	96.6R	50 - 150R	
13C2-8:2FTSR	28.2R	95.2R	50 - 150R	
13C8-PFOAR	14.1R	63.2R	50 - 150R	
D3-NMEFOSAR	14.1R	32.1R	50 - 150R	*R
D5-NETFOSAR	14.1R	39.0R	50 - 150R	*R
D3-NMEFOSAAR	28.2R	92.0R	50 - 150R	
D5-NETFOSAAR	28.2R	92.4R	50 - 150R	
D7-NMEFOSER	141R	50.2R	50 - 150R	
D9-NETFOSER	141R	55.0R	50 - 150R	
13C3-HFPO-DAR	56.3R	110R	50 - 150R	
SB-2-112922 (22L0004-11RE1) . ng/LR	Lab File ID: S2022-12-09B (39)R			Analyzed: 12/10/22 06:56R
D3-NMEFOSAR	14.1R	52.9R	50 - 150R	
D5-NETFOSAR	14.1R	64.6R	50 - 150R	

SURROGATE SUMMARY SHEET R

Table B-15R

Client:R Tidewater, Inc.R
 Work Order:R 22L0004R
 Project:R NASA JPL SIR

Surrogate CompoundR	Spike levelR	% Recovery	RecoveryR LimitsR	QR
MW-4-S5-112822 (22L0004-12) . ng/LR		Lab File ID: S2022-12-09B (40)R		Analyzed: 12/10/22 07:09R
13C4-PFBAR	59.6R	105R	50 - 150R	
13C5-PFPEAR	29.8R	95.9R	50 - 150R	
13C5-PFHXR	14.9R	113R	50 - 150R	
13C4-PFHPAR	14.9R	108R	50 - 150R	
13C8-PFOAR	14.9R	107R	50 - 150R	
13C9-PFNAR	7.45R	120R	50 - 150R	
13C6-PFDAR	7.45R	99.5R	50 - 150R	
13C7-PFUnAR	7.45R	65.6R	50 - 150R	
13C2-PFDOAR	7.45R	83.3R	50 - 150R	
13C2-PFTEDAR	7.45R	76.4R	50 - 150R	
13C3-PFBSR	14.9R	103R	50 - 150R	
13C3-PFHXR	14.9R	96.8R	50 - 150R	
13C8-PFOSR	14.9R	106R	50 - 150R	
13C2-4:2FTSR	29.8R	124R	50 - 150R	
13C2-6:2FTSR	29.8R	110R	50 - 150R	
13C2-8:2FTSR	29.8R	112R	50 - 150R	
13C8-PFOSAR	14.9R	66.4R	50 - 150R	
D3-NMEFOSAR	14.9R	29.4R	50 - 150R	*R
D5-NETFOSAR	14.9R	40.7R	50 - 150R	*R
D3-NMEFOSAAR	29.8R	111R	50 - 150R	
D5-NETFOSAAR	29.8R	110R	50 - 150R	
D7-NMEFOSER	149R	47.1R	50 - 150R	*R
D9-NETFOSER	149R	53.9R	50 - 150R	
13C3-HFPO-DAR	59.6R	103R	50 - 150R	
MW-4-S5-112822 (22L0004-12RE1) . ng/LR		Lab File ID: S2022-12-09B (41)R		Analyzed: 12/10/22 07:22R
D3-NMEFOSAR	14.9R	61.9R	50 - 150R	
D5-NETFOSAR	14.9R	56.8R	50 - 150R	
D7-NMEFOSER	149R	82.7R	50 - 150R	

SURROGATE SUMMARY SHEET R

Table B-15R

Client:R Tidewater, Inc.R

Work Order:R 22L0004R

Project:R NASA JPL SIR

Surrogate CompoundR	Spike levelR	% Recovery	RecoveryR LimitsR	QR
DUP-1-112822 (22L0004-13) .ng/LR		Lab File ID: S2022-12-09B (42)R		Analyzed: 12/10/22 07:35R
13C4-PFBAR	56.3R	102R	50 - 150R	
13C5-PFPEAR	28.1R	91.2R	50 - 150R	
13C5-PFHXR	14.1R	109R	50 - 150R	
13C4-PFHPAR	14.1R	102R	50 - 150R	
13C8-PFOAR	14.1R	111R	50 - 150R	
13C9-PFNAR	7.03R	108R	50 - 150R	
13C6-PFDAR	7.03R	95.6R	50 - 150R	
13C7-PFUnAR	7.03R	58.4R	50 - 150R	
13C2-PFDOAR	7.03R	76.2R	50 - 150R	
13C2-PFTEDAR	7.03R	72.7R	50 - 150R	
13C3-PFBSR	14.1R	113R	50 - 150R	
13C3-PFHXR	14.1R	106R	50 - 150R	
13C8-PFOSR	14.1R	94.3R	50 - 150R	
13C2-4:2FTSR	28.1R	142R	50 - 150R	
13C2-6:2FTSR	28.1R	112R	50 - 150R	
13C2-8:2FTSR	28.1R	112R	50 - 150R	
13C8-PFOSAR	14.1R	63.1R	50 - 150R	
D3-NMEFOSAR	14.1R	26.7R	50 - 150R	*R
D5-NETFOSAR	14.1R	39.3R	50 - 150R	*R
D3-NMEFOSAAR	28.1R	108R	50 - 150R	
D5-NETFOSAAR	28.1R	82.8R	50 - 150R	
D7-NMEFOSER	141R	44.6R	50 - 150R	*R
D9-NETFOSER	141R	48.9R	50 - 150R	*R
13C3-HFPO-DAR	56.3R	99.7R	50 - 150R	
DUP-1-112822 (22L0004-13RE1) .ng/LR		Lab File ID: S2022-12-09B (43)R		Analyzed: 12/10/22 07:47R
D3-NMEFOSAR	14.1R	55.4R	50 - 150R	
D5-NETFOSAR	14.1R	62.1R	50 - 150R	
D7-NMEFOSER	141R	68.7R	50 - 150R	
D9-NETFOSER	141R	72.3R	50 - 150R	

SURROGATE SUMMARY SHEET R

Table B-15R

Client:R Tidewater, Inc.R

Work Order:R 22L0004R

Project:R NASA JPL SIR

Surrogate CompoundR	Spike levelR	% Recovery	RecoveryR LimitsR	QR
MW-4-S4-112822 (22L0004-14.) ng/LR	Lab File ID: S2022-12-09B (44)R			Analyzed: 12/10/22 08:00R
13C4-PFBAR	58.3R	101R	50 - 150R	
13C5-PFPEAR	29.1R	93.5R	50 - 150R	
13C5-PFHXR	14.6R	106R	50 - 150R	
13C4-PFHPAR	14.6R	107R	50 - 150R	
13C8-PFOAR	14.6R	106R	50 - 150R	
13C9-PFNAR	7.29R	95.1R	50 - 150R	
13C6-PFDAR	7.29R	86.9R	50 - 150R	
13C7-PFUnAR	7.29R	93.2R	50 - 150R	
13C2-PFDOAR	7.29R	88.4R	50 - 150R	
13C2-PFTEDAR	7.29R	79.5R	50 - 150R	
13C3-PFBSR	14.6R	110R	50 - 150R	
13C3-PFHXR	14.6R	94.0R	50 - 150R	
13C8-PFOSR	14.6R	101R	50 - 150R	
13C2-4:2FTSR	29.1R	124R	50 - 150R	
13C2-6:2FTSR	29.1R	109R	50 - 150R	
13C2-8:2FTSR	29.1R	104R	50 - 150R	
13C8-PFOSAR	14.6R	89.3R	50 - 150R	
D3-NMEFOSAR	14.6R	41.7R	50 - 150R	*R
D5-NETFOSAR	14.6R	56.6R	50 - 150R	
D3-NMEFOSAAR	29.1R	110R	50 - 150R	
D5-NETFOSAAR	29.1R	127R	50 - 150R	
D7-NMEFOSER	146R	58.5R	50 - 150R	
D9-NETFOSER	146R	63.0R	50 - 150R	
13C3-HFPO-DAR	58.3R	96.0R	50 - 150R	
MW-4-S4-112822 (22L0004-14RE1.) ng/LR	Lab File ID: S2022-12-09B (45)R			Analyzed: 12/10/22 08:13R
D3-NMEFOSAR	14.6R	70.5R	50 - 150R	

SURROGATE SUMMARY SHEET R

Table B-15R

Client:R Tidewater, Inc.R

Work Order:R 22L0004R

Project:R NASA JPL SIR

Surrogate CompoundR	Spike levelR	% Recovery	RecoveryR LimitsR	QR
MW-4-S2-112822 (22L0004-15) . ng/LR	Lab File ID: S2022-12-09B (46)R			Analyzed: 12/10/22 08:25R
13C4-PFBAR	57.8R	104R	50 - 150R	
13C5-PFPEAR	28.9R	105R	50 - 150R	
13C5-PFHXR	14.4R	117R	50 - 150R	
13C4-PFHPAR	14.4R	109R	50 - 150R	
13C8-PFOAR	14.4R	109R	50 - 150R	
13C9-PFNAR	7.22R	94.3R	50 - 150R	
13C6-PFDAR	7.22R	105R	50 - 150R	
13C7-PFUnAR	7.22R	112R	50 - 150R	
13C2-PFDOAR	7.22R	101R	50 - 150R	
13C2-PFTEDAR	7.22R	91.5R	50 - 150R	
13C3-PFBSR	14.4R	114R	50 - 150R	
13C3-PFHXR	14.4R	110R	50 - 150R	
13C8-PFOSR	14.4R	107R	50 - 150R	
13C2-4:2FTSR	28.9R	143R	50 - 150R	
13C2-6:2FTSR	28.9R	103R	50 - 150R	
13C2-8:2FTSR	28.9R	103R	50 - 150R	
13C8-PFOSAR	14.4R	71.3R	50 - 150R	
D3-NMEFOSAR	14.4R	41.4R	50 - 150R	*R
D5-NETFOSAR	14.4R	56.5R	50 - 150R	
D3-NMEFOSAAR	28.9R	94.5R	50 - 150R	
D5-NETFOSAAR	28.9R	112R	50 - 150R	
D7-NMEFOSER	144R	55.7R	50 - 150R	
D9-NETFOSER	144R	62.9R	50 - 150R	
13C3-HFPO-DAR	57.8R	110R	50 - 150R	
MW-4-S2-112822 (22L0004-15RE1) . ng/LR	Lab File ID: S2022-12-09B (47)R			Analyzed: 12/10/22 08:38R
D3-NMEFOSAR	14.4R	66.3R	50 - 150R	

SURROGATE SUMMARY SHEET R

Table B-15R

Client:R Tidewater, Inc.R

Work Order:R 22L0004R

Project:R NASA JPL SIR

Surrogate CompoundR	Spike levelR	% Recovery	RecoveryR LimitsR	QR
MW-12-S5-112822 (22L0004-16) ng/LR		Lab File ID: S2022-12-09B (48)R		Analyzed: 12/10/22 08:51R
13C4-PFBAR	57.1R	97.4R	50 - 150R	
13C5-PFPEAR	28.5R	93.3R	50 - 150R	
13C5-PFHXR	14.3R	109R	50 - 150R	
13C4-PFHPAR	14.3R	114R	50 - 150R	
13C8-PFOAR	14.3R	101R	50 - 150R	
13C9-PFNAR	7.14R	108R	50 - 150R	
13C6-PFDAR	7.14R	89.9R	50 - 150R	
13C7-PFUnAR	7.14R	65.1R	50 - 150R	
13C2-PFDOAR	7.14R	62.2R	50 - 150R	
13C2-PFTEDAR	7.14R	53.1R	50 - 150R	
13C3-PFBSR	14.3R	95.2R	50 - 150R	
13C3-PFHXR	14.3R	103R	50 - 150R	
13C8-PFOAR	14.3R	102R	50 - 150R	
13C2-4:2FTSR	28.5R	126R	50 - 150R	
13C2-6:2FTSR	28.5R	134R	50 - 150R	
13C2-8:2FTSR	28.5R	180R	50 - 150R	*R
13C8-PFOAR	14.3R	66.2R	50 - 150R	
D3-NMEFOSAR	14.3R	43.2R	50 - 150R	*R
D5-NETFOSAR	14.3R	46.3R	50 - 150R	*R
D3-NMEFOSAAR	28.5R	127R	50 - 150R	
D5-NETFOSAAR	28.5R	97.0R	50 - 150R	
D7-NMEFOSER	143R	47.4R	50 - 150R	*R
D9-NETFOSER	143R	45.1R	50 - 150R	*R
13C3-HFPO-DAR	57.1R	105R	50 - 150R	
MW-12-S5-112822 (22L0004-16RE1) ng/LR		Lab File ID: S2022-12-09B (49)R		Analyzed: 12/10/22 09:03R
13C2-8:2FTSR	28.5R	119R	50 - 150R	
D3-NMEFOSAR	14.3R	54.2R	50 - 150R	
D5-NETFOSAR	14.3R	59.3R	50 - 150R	
D7-NMEFOSER	143R	54.6R	50 - 150R	
D9-NETFOSER	143R	52.5R	50 - 150R	

SURROGATE SUMMARY SHEET

Table B-15R

Client:R Tidewater, Inc.R
 Work Order:R 22L0004R
 Project:R NASA JPL SIR

Surrogate CompoundR	Spike levelR	% Recovery	RecoveryR LimitsR	QR
MW-12-S4-112822 (22L0004-17) ng/LR		Lab File ID: S2022-12-09B (50)R		Analyzed: 12/10/22 09:16R
13C4-PFBAR	59.7R	94.4R	50 - 150R	
13C5-PFPEAR	29.8R	92.7R	50 - 150R	
13C5-PFHXR	14.9R	111R	50 - 150R	
13C4-PFHPAR	14.9R	108R	50 - 150R	
13C8-PFOAR	14.9R	103R	50 - 150R	
13C9-PFNAR	7.46R	95.3R	50 - 150R	
13C6-PFDAR	7.46R	90.9R	50 - 150R	
13C7-PFUnAR	7.46R	78.1R	50 - 150R	
13C2-PFDOAR	7.46R	69.4R	50 - 150R	
13C2-PFTEDAR	7.46R	63.3R	50 - 150R	
13C3-PFBSR	14.9R	100R	50 - 150R	
13C3-PFHXR	14.9R	100R	50 - 150R	
13C8-PFOSR	14.9R	98.1R	50 - 150R	
13C2-4:2FTSR	29.8R	133R	50 - 150R	
13C2-6:2FTSR	29.8R	130R	50 - 150R	
13C2-8:2FTSR	29.8R	137R	50 - 150R	
13C8-PFOSAR	14.9R	57.7R	50 - 150R	
D3-NMEFOSAR	14.9R	39.8R	50 - 150R	*R
D5-NETFOSAR	14.9R	41.0R	50 - 150R	*R
D3-NMEFOSAAR	29.8R	116R	50 - 150R	
D5-NETFOSAAR	29.8R	91.2R	50 - 150R	
D7-NMEFOSER	149R	42.6R	50 - 150R	*R
D9-NETFOSER	149R	43.9R	50 - 150R	*R
13C3-HFPO-DAR	59.7R	108R	50 - 150R	
MW-12-S4-112822 (22L0004-17RE1) ng/LR		Lab File ID: S2022-12-09B (51)R		Analyzed: 12/10/22 09:29R
D3-NMEFOSAR	14.9R	44.3R	50 - 150R	*R
D5-NETFOSAR	14.9R	49.0R	50 - 150R	*R
D7-NMEFOSER	149R	51.8R	50 - 150R	
D9-NETFOSER	149R	52.8R	50 - 150R	

SURROGATE SUMMARY SHEET R

Table B-15R

Client:R Tidewater, Inc.R
 Work Order:R 22L0004R
 Project:R NASA JPL SIR

Surrogate CompoundR	Spike levelR	% Recovery	RecoveryR LimitsR	QR
MW-12-S3-112822 (22L0004-18) ng/LR		Lab File ID: S2022-12-09B (52)R		Analyzed: 12/10/22 09:42R
13C4-PFBAR	59.1R	98.4R	50 - 150R	
13C5-PFPEAR	29.5R	87.8R	50 - 150R	
13C5-PFHXR	14.8R	113R	50 - 150R	
13C4-PFHPAR	14.8R	98.2R	50 - 150R	
13C8-PFOAR	14.8R	109R	50 - 150R	
13C9-PFNAR	7.38R	102R	50 - 150R	
13C6-PFDAR	7.38R	91.8R	50 - 150R	
13C7-PFUnAR	7.38R	83.5R	50 - 150R	
13C2-PFDOAR	7.38R	63.0R	50 - 150R	
13C2-PFTEDAR	7.38R	59.2R	50 - 150R	
13C3-PFBSR	14.8R	97.5R	50 - 150R	
13C3-PFHXR	14.8R	103R	50 - 150R	
13C8-PFOSR	14.8R	110R	50 - 150R	
13C2-4:2FTSR	29.5R	117R	50 - 150R	
13C2-6:2FTSR	29.5R	111R	50 - 150R	
13C2-8:2FTSR	29.5R	128R	50 - 150R	
13C8-PFOSAR	14.8R	73.6R	50 - 150R	
D3-NMEFOSAR	14.8R	43.3R	50 - 150R	*R
D5-NETFOSAR	14.8R	45.1R	50 - 150R	*R
D3-NMEFOSAAR	29.5R	110R	50 - 150R	
D5-NETFOSAAR	29.5R	111R	50 - 150R	
D7-NMEFOSER	148R	46.3R	50 - 150R	*R
D9-NETFOSER	148R	53.2R	50 - 150R	
13C3-HFPO-DAR	59.1R	98.2R	50 - 150R	
MW-12-S3-112822 (22L0004-18RE1) ng/LR		Lab File ID: S2022-12-09B (53)R		Analyzed: 12/10/22 09:54R
D3-NMEFOSAR	14.8R	66.7R	50 - 150R	
D5-NETFOSAR	14.8R	62.7R	50 - 150R	
D7-NMEFOSER	148R	65.8R	50 - 150R	

SURROGATE SUMMARY SHEET

Table B-15R

Client:R Tidewater, Inc.R

Work Order:R 22L0004R

Project:R NASA JPL SIR

Surrogate CompoundR	Spike levelR	% Recovery	RecoveryR LimitsR	QR
MW-12-S2-112822 (22L0004-19) ng/LR	Lab File ID: S2022-12-09B (54)R		Analyzed: 12/10/22 10:07R	
13C4-PFBAR	58.5R	105R	50 - 150R	
13C5-PFPEAR	29.3R	89.4R	50 - 150R	
13C5-PFHXR	14.6R	107R	50 - 150R	
13C4-PFHPAR	14.6R	88.2R	50 - 150R	
13C8-PFOAR	14.6R	117R	50 - 150R	
13C9-PFNAR	7.32R	110R	50 - 150R	
13C6-PFDAR	7.32R	111R	50 - 150R	
13C7-PFUnAR	7.32R	107R	50 - 150R	
13C2-PFDOAR	7.32R	90.7R	50 - 150R	
13C2-PFTEDAR	7.32R	86.8R	50 - 150R	
13C3-PFBSR	14.6R	97.1R	50 - 150R	
13C3-PFHXR	14.6R	93.8R	50 - 150R	
13C8-PFOSR	14.6R	104R	50 - 150R	
13C2-4:2FTSR	29.3R	117R	50 - 150R	
13C2-6:2FTSR	29.3R	99.3R	50 - 150R	
13C2-8:2FTSR	29.3R	106R	50 - 150R	
13C8-PFOSAR	14.6R	72.8R	50 - 150R	
D3-NMEFOSAR	14.6R	47.5R	50 - 150R	*R
D5-NETFOSAR	14.6R	49.8R	50 - 150R	*R
D3-NMEFOSAAR	29.3R	105R	50 - 150R	
D5-NETFOSAAR	29.3R	124R	50 - 150R	
D7-NMEFOSER	146R	64.4R	50 - 150R	
D9-NETFOSER	146R	64.2R	50 - 150R	
13C3-HFPO-DAR	58.5R	94.2R	50 - 150R	
MW-12-S2-112822 (22L0004-19RE1) ng/LR	Lab File ID: S2022-12-09B (55)R		Analyzed: 12/10/22 10:20R	
D3-NMEFOSAR	14.6R	47.3R	50 - 150R	*R
D5-NETFOSAR	14.6R	48.4R	50 - 150R	*R

SURROGATE SUMMARY SHEET R

Table B-15R

Client:R Tidewater, Inc.R
 Work Order:R 22L0004R
 Project:R NASA JPL SIR

Surrogate CompoundR	Spike levelR	% Recovery	RecoveryR LimitsR	QR
SB-1-112822 (22L0004-20) . ng/LR	Lab File ID: S2022-12-09B (56)R		Analyzed: 12/10/22 10:32R	
13C4-PFBAR	59.2R	117R	50 - 150R	
13C5-PFPEAR	29.6R	88.1R	50 - 150R	
13C5-PFHXR	14.8R	113R	50 - 150R	
13C4-PFHPAR	14.8R	110R	50 - 150R	
13C8-PFOAR	14.8R	103R	50 - 150R	
13C9-PFNAR	7.40R	119R	50 - 150R	
13C6-PFDAR	7.40R	99.9R	50 - 150R	
13C7-PFUnAR	7.40R	106R	50 - 150R	
13C2-PFDOAR	7.40R	105R	50 - 150R	
13C2-PFTEDAR	7.40R	94.4R	50 - 150R	
13C3-PFBSR	14.8R	118R	50 - 150R	
13C3-PFHXR	14.8R	110R	50 - 150R	
13C8-PFOSR	14.8R	108R	50 - 150R	
13C2-4:2FTSR	29.6R	125R	50 - 150R	
13C2-6:2FTSR	29.6R	122R	50 - 150R	
13C2-8:2FTSR	29.6R	126R	50 - 150R	
13C8-PFOSAR	14.8R	66.4R	50 - 150R	
D3-NMEFOSAR	14.8R	31.7R	50 - 150R	*R
D5-NETFOSAR	14.8R	31.4R	50 - 150R	*R
D3-NMEFOSAAR	29.6R	98.7R	50 - 150R	
D5-NETFOSAAR	29.6R	109R	50 - 150R	
D7-NMEFOSER	148R	51.3R	50 - 150R	
D9-NETFOSER	148R	56.0R	50 - 150R	
13C3-HFPO-DAR	59.2R	96.8R	50 - 150R	
SB-1-112822 (22L0004-20RE1) . ng/LR	Lab File ID: S2022-12-09B (57)R		Analyzed: 12/10/22 10:45R	
D3-NMEFOSAR	14.8R	36.3R	50 - 150R	*R
D5-NETFOSAR	14.8R	41.6R	50 - 150R	*R

SURROGATE SUMMARY SHEET

Table B-15R

Client:R Tidewater, Inc.R
 Work Order:R 22L0004R
 Project:R NASA JPL SIR

Surrogate CompoundR	Spike levelR	% Recovery	RecoveryR LimitsR	QR
Blank (BBL0076-BLK1) . ng/LR	Lab File ID: S2022-12-09B (8)R		Analyzed: 12/10/22 00:23R	
13C4-PFBAR	64.0R	103R	50 - 150R	
13C4-PFBAR	64.0R	103R	50 - 150R	
13C5-PFPEAR	32.0R	98.0R	50 - 150R	
13C5-PFPEAR	32.0R	98.0R	50 - 150R	
13C5-PFHXR	16.0R	118R	50 - 150R	
13C5-PFHXR	16.0R	118R	50 - 150R	
13C4-PFHPR	16.0R	110R	50 - 150R	
13C4-PFHPR	16.0R	110R	50 - 150R	
13C8-PFOAR	16.0R	113R	50 - 150R	
13C8-PFOAR	16.0R	113R	50 - 150R	
13C9-PFNAR	8.00R	92.0R	50 - 150R	
13C9-PFNAR	8.00R	92.0R	50 - 150R	
13C6-PFDAR	8.00R	81.3R	50 - 150R	
13C6-PFDAR	8.00R	81.3R	50 - 150R	
13C7-PFUnAR	8.00R	86.2R	50 - 150R	
13C7-PFUnAR	8.00R	86.2R	50 - 150R	
13C2-PFDOAR	8.00R	75.2R	50 - 150R	
13C2-PFDOAR	8.00R	75.2R	50 - 150R	
13C2-PFTEDAR	8.00R	82.1R	50 - 150R	
13C2-PFTEDAR	8.00R	82.1R	50 - 150R	
13C3-PFBSR	16.0R	111R	50 - 150R	
13C3-PFBSR	16.0R	111R	50 - 150R	
13C3-PFHXR	16.0R	99.7R	50 - 150R	
13C3-PFHXR	16.0R	99.7R	50 - 150R	
13C8-PFOSR	16.0R	103R	50 - 150R	
13C8-PFOSR	16.0R	103R	50 - 150R	
13C2-4:2FTSR	32.0R	110R	50 - 150R	
13C2-4:2FTSR	32.0R	110R	50 - 150R	
13C2-6:2FTSR	32.0R	112R	50 - 150R	
13C2-6:2FTSR	32.0R	112R	50 - 150R	
13C2-8:2FTSR	32.0R	103R	50 - 150R	
13C2-8:2FTSR	32.0R	103R	50 - 150R	
13C8-PFOSAR	16.0R	70.4R	50 - 150R	
13C8-PFOSAR	16.0R	70.4R	50 - 150R	
D3-NMEFOSAR	16.0R	41.2R	50 - 150R	*R
D3-NMEFOSAR	16.0R	41.2R	50 - 150R	*R
D5-NETFOSAR	16.0R	37.9R	50 - 150R	*R
D5-NETFOSAR	16.0R	37.9R	50 - 150R	*R
D3-NMEFOSAAR	32.0R	91.0R	50 - 150R	
D3-NMEFOSAAR	32.0R	91.0R	50 - 150R	
D5-NETFOSAAR	32.0R	113R	50 - 150R	
D5-NETFOSAAR	32.0R	113R	50 - 150R	
D7-NMEFOSER	160R			

SURROGATE SUMMARY SHEET

Table B-15R

Client:R Tidewater, Inc.R
 Work Order:R 22L0004R
 Project:R NASA JPL SIR

Surrogate CompoundR	Spike levelR	% Recovery	RecoveryR LimitsR	QR
Blank (BBL0076-BLK1) .ng/LR				
				Lab File ID: S2022-12-09B (8)R
				Analyzed: 12/10/22 00:23R
D7-NMEFOSER	160R	47.0R	50 - 150R	*R
D9-NETFOSER	160R	50.8R	50 - 150R	
D9-NETFOSER	160R	50.8R	50 - 150R	
13C3-HFPO-DAR	64.0R	108R	50 - 150R	
13C3-HFPO-DAR	64.0R	108R	50 - 150R	

SURROGATE SUMMARY SHEET

Table B-15R

Client:R Tidewater, Inc.R

Work Order:R 22L0004R

Project:R NASA JPL SIR

Surrogate CompoundR	Spike levelR	% Recovery	RecoveryR LimitsR	QR
LCS (BBL0076-BS1) . ng/LR	Lab File ID: S2022-12-09B (9)R		Analyzed: 12/10/22 00:35R	
13C4-PFBAR	64.0R	111R	50 - 150R	
13C4-PFBAR	64.0R	111R	50 - 150R	
13C5-PFPEAR	32.0R	99.5R	50 - 150R	
13C5-PFPEAR	32.0R	99.5R	50 - 150R	
13C5-PFHXR	16.0R	115R	50 - 150R	
13C5-PFHXR	16.0R	115R	50 - 150R	
13C4-PFHPR	16.0R	104R	50 - 150R	
13C4-PFHPR	16.0R	104R	50 - 150R	
13C8-PFOAR	16.0R	111R	50 - 150R	
13C8-PFOAR	16.0R	111R	50 - 150R	
13C9-PFNAR	8.00R	89.8R	50 - 150R	
13C9-PFNAR	8.00R	89.8R	50 - 150R	
13C6-PFDAR	8.00R	88.7R	50 - 150R	
13C6-PFDAR	8.00R	88.7R	50 - 150R	
13C7-PFUnAR	8.00R	103R	50 - 150R	
13C7-PFUnAR	8.00R	103R	50 - 150R	
13C2-PFDOAR	8.00R	100R	50 - 150R	
13C2-PFDOAR	8.00R	100R	50 - 150R	
13C2-PFTEDAR	8.00R	83.1R	50 - 150R	
13C2-PFTEDAR	8.00R	83.1R	50 - 150R	
13C3-PFBSR	16.0R	110R	50 - 150R	
13C3-PFBSR	16.0R	110R	50 - 150R	
13C3-PFHXR	16.0R	113R	50 - 150R	
13C3-PFHXR	16.0R	113R	50 - 150R	
13C8-PFOSR	16.0R	109R	50 - 150R	
13C8-PFOSR	16.0R	109R	50 - 150R	
13C2-4:2FTSR	32.0R	115R	50 - 150R	
13C2-4:2FTSR	32.0R	115R	50 - 150R	
13C2-6:2FTSR	32.0R	111R	50 - 150R	
13C2-6:2FTSR	32.0R	111R	50 - 150R	
13C2-8:2FTSR	32.0R	99.8R	50 - 150R	
13C2-8:2FTSR	32.0R	99.8R	50 - 150R	
13C8-PFOSAR	16.0R	79.9R	50 - 150R	
13C8-PFOSAR	16.0R	79.9R	50 - 150R	
D3-NMEFOSAR	16.0R	38.2R	50 - 150R	*R
D3-NMEFOSAR	16.0R	38.2R	50 - 150R	*R
D5-NETFOSAR	16.0R	35.0R	50 - 150R	*R
D5-NETFOSAR	16.0R	35.0R	50 - 150R	*R
D3-NMEFOSAAR	32.0R	105R	50 - 150R	
D3-NMEFOSAAR	32.0R	105R	50 - 150R	
D5-NETFOSAAR	32.0R	117R	50 - 150R	
D5-NETFOSAAR	32.0R	117R	50 - 150R	
D7-NMEFOSER	160R			

SURROGATE SUMMARY SHEET

Table B-15R

Client:R Tidewater, Inc.R
 Work Order:R 22L0004R
 Project:R NASA JPL SIR

Surrogate CompoundR	Spike levelR	% Recovery	RecoveryR LimitsR	QR
LCS (BBL0076-BS1) . ng/LR				
				Lab File ID: S2022-12-09B (9)R
				Analyzed: 12/10/22 00:35R
D7-NMEFOSER	160R	47.8R	50 - 150R	*R
D9-NETFOSER	160R	54.0R	50 - 150R	
D9-NETFOSER	160R	54.0R	50 - 150R	
13C3-HFPO-DAR	64.0R	94.5R	50 - 150R	
13C3-HFPO-DAR	64.0R	94.5R	50 - 150R	

SURROGATE SUMMARY SHEET

Table B-15R

Client:R Tidewater, Inc.R

Work Order:R 22L0004R

Project:R NASA JPL SIR

Surrogate CompoundR	Spike levelR	% Recovery	RecoveryR LimitsR	QR
LCS Dup (BBL0076-BSD1.) ng/LR		Lab File ID: S2022-12-09B (10)R		Analyzed: 12/10/22 00:48R
13C4-PFBAR	64.0R	112R	50 - 150R	
13C4-PFBAR	64.0R	112R	50 - 150R	
13C5-PFPEAR	32.0R	86.9R	50 - 150R	
13C5-PFPEAR	32.0R	86.9R	50 - 150R	
13C5-PFHXR	16.0R	93.7R	50 - 150R	
13C5-PFHXR	16.0R	93.7R	50 - 150R	
13C4-PFHPR	16.0R	98.6R	50 - 150R	
13C4-PFHPR	16.0R	98.6R	50 - 150R	
13C8-PFOAR	16.0R	106R	50 - 150R	
13C8-PFOAR	16.0R	106R	50 - 150R	
13C9-PFNAR	8.00R	84.6R	50 - 150R	
13C9-PFNAR	8.00R	84.6R	50 - 150R	
13C6-PFDAR	8.00R	90.7R	50 - 150R	
13C6-PFDAR	8.00R	90.7R	50 - 150R	
13C7-PFUnAR	8.00R	107R	50 - 150R	
13C7-PFUnAR	8.00R	107R	50 - 150R	
13C2-PFDOAR	8.00R	77.9R	50 - 150R	
13C2-PFDOAR	8.00R	77.9R	50 - 150R	
13C2-PFTEDAR	8.00R	86.9R	50 - 150R	
13C2-PFTEDAR	8.00R	86.9R	50 - 150R	
13C3-PFBSR	16.0R	97.8R	50 - 150R	
13C3-PFBSR	16.0R	97.8R	50 - 150R	
13C3-PFHXR	16.0R	101R	50 - 150R	
13C3-PFHXR	16.0R	101R	50 - 150R	
13C8-PFOSR	16.0R	99.4R	50 - 150R	
13C8-PFOSR	16.0R	99.4R	50 - 150R	
13C2-4:2FTSR	32.0R	119R	50 - 150R	
13C2-4:2FTSR	32.0R	119R	50 - 150R	
13C2-6:2FTSR	32.0R	105R	50 - 150R	
13C2-6:2FTSR	32.0R	105R	50 - 150R	
13C2-8:2FTSR	32.0R	94.9R	50 - 150R	
13C2-8:2FTSR	32.0R	94.9R	50 - 150R	
13C8-PFOSAR	16.0R	72.4R	50 - 150R	
13C8-PFOSAR	16.0R	72.4R	50 - 150R	
D3-NMEFOSAR	16.0R	40.9R	50 - 150R	*R
D3-NMEFOSAR	16.0R	40.9R	50 - 150R	*R
D5-NETFOSAR	16.0R	41.6R	50 - 150R	*R
D5-NETFOSAR	16.0R	41.6R	50 - 150R	*R
D3-NMEFOSAAR	32.0R	97.0R	50 - 150R	
D3-NMEFOSAAR	32.0R	97.0R	50 - 150R	
D5-NETFOSAAR	32.0R	112R	50 - 150R	
D5-NETFOSAAR	32.0R	112R	50 - 150R	
D7-NMEFOSER	160R			

SURROGATE SUMMARY SHEET

Table B-15R

Client:R Tidewater, Inc.R
 Work Order:R 22L0004R
 Project:R NASA JPL SIR

Surrogate CompoundR	Spike levelR	% Recovery	RecoveryR LimitsR	QR
LCS Dup (BBL0076-BSD1.) ng/LR				
				Lab File ID: S2022-12-09B (10)R
				Analyzed: 12/10/22 00:48R
D7-NMEFOSER	160R	49.2R	50 - 150R	*R
D9-NETFOSER	160R	50.9R	50 - 150R	
D9-NETFOSER	160R	50.9R	50 - 150R	
13C3-HFPO-DAR	64.0R	97.3R	50 - 150R	
13C3-HFPO-DAR	64.0R	97.3R	50 - 150R	

SURROGATE SUMMARY SHEET R

Table B-15R

Client:R Tidewater, Inc.R

Work Order:R 22L0004R

Project:R NASA JPL SIR

Surrogate CompoundR	Spike levelR	% Recovery	RecoveryR LimitsR	QR
MRL Check (BBL0076-MRL1) . ng/LR	Lab File ID: S2022-12-09B (11)R		Analyzed: 12/10/22 01:01R	
13C4-PFBAR	64.0R	107R	50 - 150R	
13C4-PFBAR	64.0R	107R	50 - 150R	
13C5-PFPEAR	32.0R	93.7R	50 - 150R	
13C5-PFPEAR	32.0R	93.7R	50 - 150R	
13C5-PFHXR	16.0R	110R	50 - 150R	
13C5-PFHXR	16.0R	110R	50 - 150R	
13C4-PFHPR	16.0R	97.1R	50 - 150R	
13C4-PFHPR	16.0R	97.1R	50 - 150R	
13C8-PFOAR	16.0R	91.3R	50 - 150R	
13C8-PFOAR	16.0R	91.3R	50 - 150R	
13C9-PFNAR	8.00R	103R	50 - 150R	
13C9-PFNAR	8.00R	103R	50 - 150R	
13C6-PFDAR	8.00R	84.0R	50 - 150R	
13C6-PFDAR	8.00R	84.0R	50 - 150R	
13C7-PFUnAR	8.00R	95.4R	50 - 150R	
13C7-PFUnAR	8.00R	95.4R	50 - 150R	
13C2-PFDOAR	8.00R	77.8R	50 - 150R	
13C2-PFDOAR	8.00R	77.8R	50 - 150R	
13C2-PFTEDAR	8.00R	82.1R	50 - 150R	
13C2-PFTEDAR	8.00R	82.1R	50 - 150R	
13C3-PFBSR	16.0R	119R	50 - 150R	
13C3-PFBSR	16.0R	119R	50 - 150R	
13C3-PFHXR	16.0R	106R	50 - 150R	
13C3-PFHXR	16.0R	106R	50 - 150R	
13C8-PFOSR	16.0R	104R	50 - 150R	
13C8-PFOSR	16.0R	104R	50 - 150R	
13C2-4:2FTSR	32.0R	123R	50 - 150R	
13C2-4:2FTSR	32.0R	123R	50 - 150R	
13C2-6:2FTSR	32.0R	115R	50 - 150R	
13C2-6:2FTSR	32.0R	115R	50 - 150R	
13C2-8:2FTSR	32.0R	107R	50 - 150R	
13C2-8:2FTSR	32.0R	107R	50 - 150R	
13C8-PFOSAR	16.0R	80.4R	50 - 150R	
13C8-PFOSAR	16.0R	80.4R	50 - 150R	
D3-NMEFOSAR	16.0R	50.1R	50 - 150R	
D3-NMEFOSAR	16.0R	50.1R	50 - 150R	
D5-NETFOSAR	16.0R	48.4R	50 - 150R	*R
D5-NETFOSAR	16.0R	48.4R	50 - 150R	*R
D3-NMEFOSAAR	32.0R	102R	50 - 150R	
D3-NMEFOSAAR	32.0R	102R	50 - 150R	
D5-NETFOSAAR	32.0R	132R	50 - 150R	
D5-NETFOSAAR	32.0R	132R	50 - 150R	
D7-NMEFOSER	160R			

SURROGATE SUMMARY SHEET

Table B-15R

Client:R Tidewater, Inc.R
 Work Order:R 22L0004R
 Project:R NASA JPL SIR

Surrogate CompoundR	Spike levelR	% Recovery	RecoveryR LimitsR	QR
MRL Check (BBL0076-MRL1) . ng/LR				
				Lab File ID: S2022-12-09B (11)R
				Analyzed: 12/10/22 01:01R
D7-NMEFOSER	160R	59.8R	50 - 150R	
D9-NETFOSER	160R	62.7R	50 - 150R	
D9-NETFOSER	160R	62.7R	50 - 150R	
13C3-HFPO-DAR	64.0R	102R	50 - 150R	
13C3-HFPO-DAR	64.0R	102R	50 - 150R	

SURROGATE SUMMARY SHEET

Table B-15R

Client:R Tidewater, Inc.R

Work Order:R 22L0004R

Project:R NASA JPL SIR

Surrogate CompoundR	Spike levelR	% Recovery	RecoveryR LimitsR	QR
Matrix Spike (BBL0076-MS1) . ng/LR	Lab File ID: S2022-12-09B (12)R		Analyzed: 12/10/22 01:13R	
13C4-PFBAR	58.0R	93.7R	50 - 150R	
13C4-PFBAR	58.0R	93.7R	50 - 150R	
13C5-PFPEAR	29.0R	99.5R	50 - 150R	
13C5-PFPEAR	29.0R	99.5R	50 - 150R	
13C5-PFHXR	14.5R	110R	50 - 150R	
13C5-PFHXR	14.5R	110R	50 - 150R	
13C4-PFHPR	14.5R	103R	50 - 150R	
13C4-PFHPR	14.5R	103R	50 - 150R	
13C8-PFOAR	14.5R	101R	50 - 150R	
13C8-PFOAR	14.5R	101R	50 - 150R	
13C9-PFNAR	7.25R	106R	50 - 150R	
13C9-PFNAR	7.25R	106R	50 - 150R	
13C6-PFDAR	7.25R	92.9R	50 - 150R	
13C6-PFDAR	7.25R	92.9R	50 - 150R	
13C7-PFUnAR	7.25R	80.8R	50 - 150R	
13C7-PFUnAR	7.25R	80.8R	50 - 150R	
13C2-PFDOAR	7.25R	72.8R	50 - 150R	
13C2-PFDOAR	7.25R	72.8R	50 - 150R	
13C2-PFTEDAR	7.25R	76.3R	50 - 150R	
13C2-PFTEDAR	7.25R	76.3R	50 - 150R	
13C3-PFBSR	14.5R	102R	50 - 150R	
13C3-PFBSR	14.5R	102R	50 - 150R	
13C3-PFHXR	14.5R	102R	50 - 150R	
13C3-PFHXR	14.5R	102R	50 - 150R	
13C8-PFOSR	14.5R	102R	50 - 150R	
13C8-PFOSR	14.5R	102R	50 - 150R	
13C2-4:2FTSR	29.0R	138R	50 - 150R	
13C2-4:2FTSR	29.0R	138R	50 - 150R	
13C2-6:2FTSR	29.0R	112R	50 - 150R	
13C2-6:2FTSR	29.0R	112R	50 - 150R	
13C2-8:2FTSR	29.0R	109R	50 - 150R	
13C2-8:2FTSR	29.0R	109R	50 - 150R	
13C8-PFOSAR	14.5R	70.2R	50 - 150R	
13C8-PFOSAR	14.5R	70.2R	50 - 150R	
D3-NMEFOSAR	14.5R	37.8R	50 - 150R	*R
D3-NMEFOSAR	14.5R	37.8R	50 - 150R	*R
D5-NETFOSAR	14.5R	50.4R	50 - 150R	
D5-NETFOSAR	14.5R	50.4R	50 - 150R	
D3-NMEFOSAAR	29.0R	119R	50 - 150R	
D3-NMEFOSAAR	29.0R	119R	50 - 150R	
D5-NETFOSAAR	29.0R	114R	50 - 150R	
D5-NETFOSAAR	29.0R	114R	50 - 150R	
D7-NMEFOSER	145R			

SURROGATE SUMMARY SHEET

Table B-15R

Client:R Tidewater, Inc.R
 Work Order:R 22L0004R
 Project:R NASA JPL SIR

Surrogate CompoundR	Spike levelR	% Recovery	RecoveryR LimitsR	QR
Matrix Spike (BBL0076-MS1) . ng/LR				
				Lab File ID: S2022-12-09B (12)R
				Analyzed: 12/10/22 01:13R
D7-NMEFOSER	145R	48.5R	50 - 150R	*R
D9-NETFOSER	145R	50.5R	50 - 150R	
D9-NETFOSER	145R	50.5R	50 - 150R	
13C3-HFPO-DAR	58.0R	109R	50 - 150R	
13C3-HFPO-DAR	58.0R	109R	50 - 150R	

SURROGATE SUMMARY SHEET

Table B-15R

Client:R Tidewater, Inc.R

Work Order:R 22L0004R

Project:R NASA JPL SIR

Surrogate CompoundR	Spike levelR	% Recovery	RecoveryR LimitsR	QR
Matrix Spike Dup (BBL0076-MSD1) . ng/LR				
		Lab File ID: S2022-12-09B (13)R		Analyzed: 12/10/22 01:26R
13C4-PFBAR	57.4R	106R	50 - 150R	
13C4-PFBAR	57.4R	106R	50 - 150R	
13C5-PFPEAR	28.7R	98.2R	50 - 150R	
13C5-PFPEAR	28.7R	98.2R	50 - 150R	
13C5-PFHXR	14.3R	120R	50 - 150R	
13C5-PFHXR	14.3R	120R	50 - 150R	
13C4-PFHPR	14.3R	105R	50 - 150R	
13C4-PFHPR	14.3R	105R	50 - 150R	
13C8-PFOAR	14.3R	108R	50 - 150R	
13C8-PFOAR	14.3R	108R	50 - 150R	
13C9-PFNAR	7.17R	99.0R	50 - 150R	
13C9-PFNAR	7.17R	99.0R	50 - 150R	
13C6-PFDAR	7.17R	95.6R	50 - 150R	
13C6-PFDAR	7.17R	95.6R	50 - 150R	
13C7-PFUnAR	7.17R	94.9R	50 - 150R	
13C7-PFUnAR	7.17R	94.9R	50 - 150R	
13C2-PFDOAR	7.17R	86.3R	50 - 150R	
13C2-PFDOAR	7.17R	86.3R	50 - 150R	
13C2-PFTEDAR	7.17R	89.4R	50 - 150R	
13C2-PFTEDAR	7.17R	89.4R	50 - 150R	
13C3-PFBSR	14.3R	99.6R	50 - 150R	
13C3-PFBSR	14.3R	99.6R	50 - 150R	
13C3-PFHXR	14.3R	95.0R	50 - 150R	
13C3-PFHXR	14.3R	95.0R	50 - 150R	
13C8-PFOSR	14.3R	99.0R	50 - 150R	
13C8-PFOSR	14.3R	99.0R	50 - 150R	
13C2-4:2FTSR	28.7R	130R	50 - 150R	
13C2-4:2FTSR	28.7R	130R	50 - 150R	
13C2-6:2FTSR	28.7R	107R	50 - 150R	
13C2-6:2FTSR	28.7R	107R	50 - 150R	
13C2-8:2FTSR	28.7R	87.7R	50 - 150R	
13C2-8:2FTSR	28.7R	87.7R	50 - 150R	
13C8-PFOSAR	14.3R	58.9R	50 - 150R	
13C8-PFOSAR	14.3R	58.9R	50 - 150R	
D3-NMEFOSAR	14.3R	35.5R	50 - 150R	*R
D3-NMEFOSAR	14.3R	35.5R	50 - 150R	*R
D5-NETFOSAR	14.3R	43.5R	50 - 150R	*R
D5-NETFOSAR	14.3R	43.5R	50 - 150R	*R
D3-NMEFOSAAR	28.7R	94.0R	50 - 150R	
D3-NMEFOSAAR	28.7R	94.0R	50 - 150R	
D5-NETFOSAAR	28.7R	95.8R	50 - 150R	
D5-NETFOSAAR	28.7R	95.8R	50 - 150R	
D7-NMEFOSER	143R			

SURROGATE SUMMARY SHEET

Table B-15R

Client:R Tidewater, Inc.R
 Work Order:R 22L0004R
 Project:R NASA JPL SIR

Surrogate CompoundR	Spike levelR	% Recovery	RecoveryR LimitsR	QR
Matrix Spike Dup (BBL0076-MSD1) . ng/LR				
				Lab File ID: S2022-12-09B (13)R
				Analyzed: 12/10/22 01:26R
D7-NMEFOSER	143R	46.1R	50 - 150R	*R
D9-NETFOSER	143R	50.3R	50 - 150R	
D9-NETFOSER	143R	50.3R	50 - 150R	
13C3-HFPO-DAR	57.4R	111R	50 - 150R	
13C3-HFPO-DAR	57.4R	111R	50 - 150R	

SURROGATE SUMMARY SHEET

Table B-15R

Client:R Tidewater, Inc.R
 Work Order:R 22L0004R
 Project:R NASA JPL SIR

Surrogate CompoundR	Spike levelR	% Recovery	RecoveryR LimitsR	QR
FB-1-112822 (22L0004-21) . ng/LR				
				Lab File ID: S2022-12-15C (11)R
				Analyzed: 12/16/22 02:07R
13C4-PFBAR	311R	86.9R	50 - 150R	
13C5-PFPEAR	155R	91.1R	50 - 150R	
13C5-PFHXR	77.6R	90.1R	50 - 150R	
13C4-PFHPAR	77.6R	91.6R	50 - 150R	
13C8-PFOAR	77.6R	80.8R	50 - 150R	
13C9-PFNAR	38.8R	86.1R	50 - 150R	
13C6-PFDAR	38.8R	73.2R	50 - 150R	
13C7-PFUnAR	38.8R	79.4R	50 - 150R	
13C2-PFDOAR	38.8R	90.7R	50 - 150R	
13C2-PFTEDAR	38.8R	80.8R	50 - 150R	
13C3-PFBSR	77.6R	91.6R	50 - 150R	
13C3-PFHXR	77.6R	97.5R	50 - 150R	
13C8-PFOAR	77.6R	77.3R	50 - 150R	
13C2-4:2FTSR	155R	105R	50 - 150R	
13C2-6:2FTSR	155R	86.8R	50 - 150R	
13C2-8:2FTSR	155R	90.5R	50 - 150R	
13C8-PFOSAR	77.6R	86.9R	50 - 150R	
D3-NMEFOSAR	77.6R	55.5R	50 - 150R	
D5-NETFOSAR	77.6R	54.6R	50 - 150R	
D3-NMEFOSAAR	155R	85.6R	50 - 150R	
D5-NETFOSAAR	155R	90.8R	50 - 150R	
D7-NMEFOSER	776R	78.5R	50 - 150R	
D9-NETFOSER	776R	79.6R	50 - 150R	
13C3-HFPO-DAR	311R	86.9R	50 - 150R	

SURROGATE SUMMARY SHEET

Table B-15R

Client:R Tidewater, Inc.R
 Work Order:R 22L0004R
 Project:R NASA JPL SIR

Surrogate CompoundR	Spike levelR	% Recovery	RecoveryR LimitsR	QR
FB-2-112922 (22L0004-24) . ng/LR				
				Lab File ID: S2022-12-15C (13)R
				Analyzed: 12/16/22 02:33R
13C4-PFBAR	336R	86.0R	50 - 150R	
13C5-PFPEAR	168R	94.1R	50 - 150R	
13C5-PFHXR	84.0R	94.7R	50 - 150R	
13C4-PFHPAR	84.0R	87.2R	50 - 150R	
13C8-PFOAR	84.0R	99.3R	50 - 150R	
13C9-PFNAR	42.0R	86.8R	50 - 150R	
13C6-PFDAR	42.0R	81.7R	50 - 150R	
13C7-PFUnAR	42.0R	98.9R	50 - 150R	
13C2-PFDOAR	42.0R	89.2R	50 - 150R	
13C2-PFTEDAR	42.0R	95.8R	50 - 150R	
13C3-PFBSR	84.0R	88.0R	50 - 150R	
13C3-PFHXR	84.0R	91.7R	50 - 150R	
13C8-PFOAR	84.0R	97.3R	50 - 150R	
13C2-4:2FTSR	168R	98.3R	50 - 150R	
13C2-6:2FTSR	168R	93.2R	50 - 150R	
13C2-8:2FTSR	168R	105R	50 - 150R	
13C8-PFOSAR	84.0R	103R	50 - 150R	
D3-NMEFOSAR	84.0R	63.9R	50 - 150R	
D5-NETFOSAR	84.0R	67.2R	50 - 150R	
D3-NMEFOSAAR	168R	105R	50 - 150R	
D5-NETFOSAAR	168R	116R	50 - 150R	
D7-NMEFOSER	840R	96.9R	50 - 150R	
D9-NETFOSER	840R	94.1R	50 - 150R	
13C3-HFPO-DAR	336R	98.2R	50 - 150R	

SURROGATE SUMMARY SHEET

Table B-15R

Client:R Tidewater, Inc.R

Work Order:R 22L0004R

Project:R NASA JPL SIR

Surrogate CompoundR	Spike levelR	% Recovery	RecoveryR LimitsR	QR
FB-3-113022 (22L0004-28) . ng/LR	Lab File ID: S2022-12-15C (15)R		Analyzed: 12/16/22 02:58R	
13C4-PFBAR	328R	86.7R	50 - 150R	
13C5-PFPEAR	164R	86.9R	50 - 150R	
13C5-PFHXR	81.9R	88.7R	50 - 150R	
13C4-PFHPAR	81.9R	83.2R	50 - 150R	
13C8-PFOAR	81.9R	92.1R	50 - 150R	
13C9-PFNAR	40.9R	78.2R	50 - 150R	
13C6-PFDAR	40.9R	108R	50 - 150R	
13C7-PFUnAR	40.9R	107R	50 - 150R	
13C2-PFDOAR	40.9R	122R	50 - 150R	
13C2-PFTEDAR	40.9R	120R	50 - 150R	
13C3-PFBSR	81.9R	83.4R	50 - 150R	
13C3-PFHXR	81.9R	85.6R	50 - 150R	
13C8-PFOSR	81.9R	88.1R	50 - 150R	
13C2-4:2FTSR	164R	90.0R	50 - 150R	
13C2-6:2FTSR	164R	93.3R	50 - 150R	
13C2-8:2FTSR	164R	85.5R	50 - 150R	
13C8-PFOSAR	81.9R	97.4R	50 - 150R	
D3-NMEFOSAR	81.9R	43.7R	50 - 150R	*R
D5-NETFOSAR	81.9R	39.7R	50 - 150R	*R
D3-NMEFOSAAR	164R	106R	50 - 150R	
D5-NETFOSAAR	164R	117R	50 - 150R	
D7-NMEFOSER	819R	85.0R	50 - 150R	
D9-NETFOSER	819R	90.7R	50 - 150R	
13C3-HFPO-DAR	328R	82.4R	50 - 150R	
FB-3-113022 (22L0004-28RE1) . ng/LR	Lab File ID: S2022-12-15C (16)R		Analyzed: 12/16/22 03:11R	
D3-NMEFOSAR	81.9R	34.6R	50 - 150R	*R
D5-NETFOSAR	81.9R	28.9R	50 - 150R	*R

SURROGATE SUMMARY SHEET

Table B-15R

Client:R Tidewater, Inc.R
 Work Order:R 22L0004R
 Project:R NASA JPL SIR

Surrogate CompoundR	Spike levelR	% Recovery	RecoveryR LimitsR	QR
Blank (BBL0249-BLK1) . ng/LR				
				Lab File ID: S2022-12-15C (5)R
				Analyzed: 12/16/22 00:51R
13C4-PFBAR	320R	80.3R	50 - 150R	
13C5-PFPEAR	160R	81.6R	50 - 150R	
13C5-PFHXR	80.0R	78.5R	50 - 150R	
13C4-PFHPAR	80.0R	76.9R	50 - 150R	
13C8-PFOAR	80.0R	75.6R	50 - 150R	
13C9-PFNAR	40.0R	90.9R	50 - 150R	
13C6-PFDAR	40.0R	76.3R	50 - 150R	
13C7-PFUnAR	40.0R	91.6R	50 - 150R	
13C2-PFDOAR	40.0R	69.7R	50 - 150R	
13C2-PFTEDAR	40.0R	75.1R	50 - 150R	
13C3-PFBSR	80.0R	83.5R	50 - 150R	
13C3-PFHXR	80.0R	84.0R	50 - 150R	
13C8-PFOAR	80.0R	82.2R	50 - 150R	
13C2-4:2FTSR	160R	95.3R	50 - 150R	
13C2-6:2FTSR	160R	88.7R	50 - 150R	
13C2-8:2FTSR	160R	84.9R	50 - 150R	
13C8-PFOAR	80.0R	94.0R	50 - 150R	
D3-NMEFOSAR	80.0R	63.8R	50 - 150R	
D5-NETFOSAR	80.0R	54.6R	50 - 150R	
D3-NMEFOSAAR	160R	93.9R	50 - 150R	
D5-NETFOSAAR	160R	118R	50 - 150R	
D7-NMEFOSER	800R	88.2R	50 - 150R	
D9-NETFOSER	800R	81.2R	50 - 150R	
13C3-HFPO-DAR	320R	87.2R	50 - 150R	

SURROGATE SUMMARY SHEET R

Table B-15R

Client:R Tidewater, Inc.R
 Work Order:R 22L0004R
 Project:R NASA JPL SIR

Surrogate CompoundR	Spike levelR	% Recovery	RecoveryR LimitsR	QR
LCS (BBL0249-BS1) . ng/LR	Lab File ID: S2022-12-15C (6)R		Analyzed: 12/16/22 01:03R	
13C4-PFBAR	320R	92.0R	50 - 150R	
13C5-PFPEAR	160R	80.9R	50 - 150R	
13C5-PFHXR	80.0R	85.1R	50 - 150R	
13C4-PFHPAR	80.0R	79.3R	50 - 150R	
13C8-PFOAR	80.0R	88.3R	50 - 150R	
13C9-PFNAR	40.0R	78.4R	50 - 150R	
13C6-PFDAR	40.0R	90.7R	50 - 150R	
13C7-PFUnAR	40.0R	87.0R	50 - 150R	
13C2-PFDOAR	40.0R	97.1R	50 - 150R	
13C2-PFTEDAR	40.0R	97.1R	50 - 150R	
13C3-PFBSR	80.0R	91.6R	50 - 150R	
13C3-PFHXR	80.0R	99.7R	50 - 150R	
13C8-PFOAR	80.0R	93.0R	50 - 150R	
13C2-4:2FTSR	160R	96.5R	50 - 150R	
13C2-6:2FTSR	160R	89.8R	50 - 150R	
13C2-8:2FTSR	160R	78.6R	50 - 150R	
13C8-PFOAR	80.0R	99.2R	50 - 150R	
D3-NMEFOSAR	80.0R	65.0R	50 - 150R	
D5-NETFOSAR	80.0R	56.2R	50 - 150R	
D3-NMEFOSAAR	160R	88.7R	50 - 150R	
D5-NETFOSAAR	160R	106R	50 - 150R	
D7-NMEFOSER	800R	88.9R	50 - 150R	
D9-NETFOSER	800R	82.6R	50 - 150R	
13C3-HFPO-DAR	320R	82.8R	50 - 150R	

SURROGATE SUMMARY SHEET R

Table B-15R

Client:R Tidewater, Inc.R
 Work Order:R 22L0004R
 Project:R NASA JPL SIR

Surrogate CompoundR	Spike levelR	% Recovery	RecoveryR LimitsR	QR
LCS Dup (BBL0249-BSD1) . ng/LR	Lab File ID: S2022-12-15C (7)R		Analyzed: 12/16/22 01:16R	
13C4-PFBAR	320R	89.9R	50 - 150R	
13C5-PFPEAR	160R	90.4R	50 - 150R	
13C5-PFHXR	80.0R	92.9R	50 - 150R	
13C4-PFHPAR	80.0R	92.3R	50 - 150R	
13C8-PFOAR	80.0R	84.4R	50 - 150R	
13C9-PFNAR	40.0R	86.7R	50 - 150R	
13C6-PFDAR	40.0R	100R	50 - 150R	
13C7-PFUnAR	40.0R	92.0R	50 - 150R	
13C2-PFDOAR	40.0R	95.8R	50 - 150R	
13C2-PFTEDAR	40.0R	111R	50 - 150R	
13C3-PFBSR	80.0R	87.5R	50 - 150R	
13C3-PFHXR	80.0R	92.1R	50 - 150R	
13C8-PFOAR	80.0R	90.7R	50 - 150R	
13C2-4:2FTSR	160R	98.5R	50 - 150R	
13C2-6:2FTSR	160R	94.1R	50 - 150R	
13C2-8:2FTSR	160R	85.6R	50 - 150R	
13C8-PFOAR	80.0R	87.9R	50 - 150R	
D3-NMEFOSAR	80.0R	43.7R	50 - 150R	*R
D5-NETFOSAR	80.0R	41.3R	50 - 150R	*R
D3-NMEFOSAAR	160R	87.6R	50 - 150R	
D5-NETFOSAAR	160R	103R	50 - 150R	
D7-NMEFOSEAR	800R	75.3R	50 - 150R	
D9-NETFOSER	800R	69.0R	50 - 150R	
13C3-HFPO-DAR	320R	92.0R	50 - 150R	

SURROGATE SUMMARY SHEET R

Table B-15R

Client:R Tidewater, Inc.R
 Work Order:R 22L0004R
 Project:R NASA JPL SIR

Surrogate CompoundR	Spike levelR	% Recovery	RecoveryR LimitsR	QR
MRL Check (BBL0249-MRL1) . ng/LR				
				Lab File ID: S2022-12-15C (8)R
				Analyzed: 12/16/22 01:29R
13C4-PFBAR	320R	87.6R	50 - 150R	
13C5-PFPEAR	160R	85.0R	50 - 150R	
13C5-PFHXR	80.0R	78.0R	50 - 150R	
13C4-PFHPAR	80.0R	82.8R	50 - 150R	
13C8-PFOAR	80.0R	94.5R	50 - 150R	
13C9-PFNAR	40.0R	79.9R	50 - 150R	
13C6-PFDAR	40.0R	83.4R	50 - 150R	
13C7-PFUnAR	40.0R	90.0R	50 - 150R	
13C2-PFDOAR	40.0R	92.2R	50 - 150R	
13C2-PFTEDAR	40.0R	105R	50 - 150R	
13C3-PFBSR	80.0R	97.7R	50 - 150R	
13C3-PFHXR	80.0R	100R	50 - 150R	
13C8-PFOAR	80.0R	86.4R	50 - 150R	
13C2-4:2FTSR	160R	108R	50 - 150R	
13C2-6:2FTSR	160R	101R	50 - 150R	
13C2-8:2FTSR	160R	95.6R	50 - 150R	
13C8-PFOAR	80.0R	89.7R	50 - 150R	
D3-NMEFOSAR	80.0R	60.9R	50 - 150R	
D5-NETFOSAR	80.0R	54.4R	50 - 150R	
D3-NMEFOSAAR	160R	80.5R	50 - 150R	
D5-NETFOSAAR	160R	90.7R	50 - 150R	
D7-NMEFOSEAR	800R	75.3R	50 - 150R	
D9-NETFOSER	800R	76.9R	50 - 150R	
13C3-HFPO-DAR	320R	90.3R	50 - 150R	

SURROGATE SUMMARY SHEET R

Table B-15R

Client:R Tidewater, Inc.R

Work Order:R 22L0004R

Project:R NASA JPL SIR

Surrogate CompoundR	Spike levelR	% Recovery	RecoveryR LimitsR	QR
EQP-1-112822 (22L0004-22) .ng/LR	Lab File ID: S2022-12-15B (27)R		Analyzed: 12/15/22 20:49R	
13C4-PFBAR	57.8R	92.7R	50 - 150R	
13C5-PFPEAR	28.9R	100R	50 - 150R	
13C5-PFHXR	14.5R	100R	50 - 150R	
13C4-PFHPAR	14.5R	92.0R	50 - 150R	
13C8-PFOAR	14.5R	99.3R	50 - 150R	
13C9-PFNAR	7.23R	99.3R	50 - 150R	
13C6-PFDAR	7.23R	110R	50 - 150R	
13C7-PFUnAR	7.23R	118R	50 - 150R	
13C2-PFDOAR	7.23R	99.9R	50 - 150R	
13C2-PFTEDAR	7.23R	104R	50 - 150R	
13C3-PFBSR	14.5R	107R	50 - 150R	
13C3-PFHXR	14.5R	108R	50 - 150R	
13C8-PFOSR	14.5R	87.1R	50 - 150R	
13C2-4:2FTSR	28.9R	108R	50 - 150R	
13C2-6:2FTSR	28.9R	118R	50 - 150R	
13C2-8:2FTSR	28.9R	119R	50 - 150R	
13C8-PFOSAR	14.5R	64.2R	50 - 150R	
D3-NMEFOSAR	14.5R	42.4R	50 - 150R	*R
D5-NETFOSAR	14.5R	35.6R	50 - 150R	*R
D3-NMEFOSAAR	28.9R	80.0R	50 - 150R	
D5-NETFOSAAR	28.9R	111R	50 - 150R	
D7-NMEFOSER	145R	42.4R	50 - 150R	*R
D9-NETFOSER	145R	41.2R	50 - 150R	*R
13C3-HFPO-DAR	57.8R	99.4R	50 - 150R	
EQP-1-112822 (22L0004-22RE1) .ng/LR	Lab File ID: S2022-12-15B (28)R		Analyzed: 12/15/22 21:02R	
D3-NMEFOSAR	14.5R	48.9R	50 - 150R	*R
D5-NETFOSAR	14.5R	50.0R	50 - 150R	
D7-NMEFOSER	145R	61.9R	50 - 150R	
D9-NETFOSER	145R	46.5R	50 - 150R	*R

SURROGATE SUMMARY SHEET R

Table B-15R

Client:R Tidewater, Inc.R
 Work Order:R 22L0004R
 Project:R NASA JPL SIR

Surrogate CompoundR	Spike levelR	% Recovery	RecoveryR LimitsR	QR
EQP-2-112922 (22L0004-23) . ng/LR				
				Lab File ID: S2022-12-15B (29)R
				Analyzed: 12/15/22 21:14R
13C4-PFBAR	58.8R	99.2R	50 - 150R	
13C5-PFPEAR	29.4R	99.1R	50 - 150R	
13C5-PFHXR	14.7R	100R	50 - 150R	
13C4-PFHPAR	14.7R	91.3R	50 - 150R	
13C8-PFOAR	14.7R	109R	50 - 150R	
13C9-PFNAR	7.35R	90.6R	50 - 150R	
13C6-PFDAR	7.35R	102R	50 - 150R	
13C7-PFUnAR	7.35R	114R	50 - 150R	
13C2-PFDOAR	7.35R	96.4R	50 - 150R	
13C2-PFTEDAR	7.35R	131R	50 - 150R	
13C3-PFBSR	14.7R	105R	50 - 150R	
13C3-PFHXR	14.7R	99.0R	50 - 150R	
13C8-PFOAR	14.7R	86.1R	50 - 150R	
13C2-4:2FTSR	29.4R	99.2R	50 - 150R	
13C2-6:2FTSR	29.4R	99.0R	50 - 150R	
13C2-8:2FTSR	29.4R	89.8R	50 - 150R	
13C8-PFOAR	14.7R	85.9R	50 - 150R	
D3-NMEFOSAR	14.7R	54.9R	50 - 150R	
D5-NETFOSAR	14.7R	60.3R	50 - 150R	
D3-NMEFOSAAR	29.4R	83.2R	50 - 150R	
D5-NETFOSAAR	29.4R	99.7R	50 - 150R	
D7-NMEFOSER	147R	63.0R	50 - 150R	
D9-NETFOSER	147R	62.1R	50 - 150R	
13C3-HFPO-DAR	58.8R	93.6R	50 - 150R	

SURROGATE SUMMARY SHEET R

Table B-15R

Client:R Tidewater, Inc.R
 Work Order:R 22L0004R
 Project:R NASA JPL SIR

Surrogate CompoundR	Spike levelR	% Recovery	RecoveryR LimitsR	QR
MW-15-113022 (22L0004-25) . ng/LR		Lab File ID: S2022-12-15B (31)R		Analyzed: 12/15/22 21:40R
13C4-PFBAR	54.6R	95.9R	50 - 150R	
13C5-PFPEAR	27.3R	112R	50 - 150R	
13C5-PFHXR	13.7R	105R	50 - 150R	
13C4-PFHPAR	13.7R	100R	50 - 150R	
13C8-PFOAR	13.7R	102R	50 - 150R	
13C9-PFNAR	6.83R	104R	50 - 150R	
13C6-PFDAR	6.83R	112R	50 - 150R	
13C7-PFUnAR	6.83R	114R	50 - 150R	
13C2-PFDOAR	6.83R	86.6R	50 - 150R	
13C2-PFTEDAR	6.83R	80.5R	50 - 150R	
13C3-PFBSR	13.7R	113R	50 - 150R	
13C3-PFHXR	13.7R	109R	50 - 150R	
13C8-PFOAR	13.7R	115R	50 - 150R	
13C2-4:2FTSR	27.3R	127R	50 - 150R	
13C2-6:2FTSR	27.3R	125R	50 - 150R	
13C2-8:2FTSR	27.3R	105R	50 - 150R	
13C8-PFOAR	13.7R	87.4R	50 - 150R	
D3-NMEFOSAR	13.7R	51.9R	50 - 150R	
D5-NETFOSAR	13.7R	48.3R	50 - 150R	*R
D3-NMEFOSAAR	27.3R	99.8R	50 - 150R	
D5-NETFOSAAR	27.3R	117R	50 - 150R	
D7-NMEFOSER	137R	62.9R	50 - 150R	
D9-NETFOSER	137R	61.9R	50 - 150R	
13C3-HFPO-DAR	54.6R	105R	50 - 150R	
MW-15-113022 (22L0004-25RE1) . ng/LR		Lab File ID: S2022-12-15B (32)R		Analyzed: 12/15/22 21:53R
D5-NETFOSAR	13.7R	53.4R	50 - 150R	

SURROGATE SUMMARY SHEET R

Table B-15R

Client:R Tidewater, Inc.R
 Work Order:R 22L0004R
 Project:R NASA JPL SIR

Surrogate CompoundR	Spike levelR	% Recovery	RecoveryR LimitsR	QR
EQP-3-113022 (22L0004-27) . ng/LR				
				Lab File ID: S2022-12-15B (35)R
				Analyzed: 12/15/22 22:31R
13C4-PFBAR	58.3R	94.6R	50 - 150R	
13C5-PFPEAR	29.2R	89.7R	50 - 150R	
13C5-PFHXR	14.6R	92.0R	50 - 150R	
13C4-PFHPAR	14.6R	87.2R	50 - 150R	
13C8-PFOAR	14.6R	92.3R	50 - 150R	
13C9-PFNAR	7.29R	78.0R	50 - 150R	
13C6-PFDAR	7.29R	86.2R	50 - 150R	
13C7-PFUnAR	7.29R	93.8R	50 - 150R	
13C2-PFDOAR	7.29R	88.3R	50 - 150R	
13C2-PFTEDAR	7.29R	79.5R	50 - 150R	
13C3-PFBSR	14.6R	97.5R	50 - 150R	
13C3-PFHXR	14.6R	92.2R	50 - 150R	
13C8-PFOSR	14.6R	88.9R	50 - 150R	
13C2-4:2FTSR	29.2R	108R	50 - 150R	
13C2-6:2FTSR	29.2R	98.8R	50 - 150R	
13C2-8:2FTSR	29.2R	94.1R	50 - 150R	
13C8-PFOSAR	14.6R	77.5R	50 - 150R	
D3-NMEFOSAR	14.6R	66.6R	50 - 150R	
D5-NETFOSAR	14.6R	71.0R	50 - 150R	
D3-NMEFOSAAR	29.2R	94.8R	50 - 150R	
D5-NETFOSAAR	29.2R	107R	50 - 150R	
D7-NMEFOSER	146R	65.3R	50 - 150R	
D9-NETFOSER	146R	64.4R	50 - 150R	
13C3-HFPO-DAR	58.3R	95.6R	50 - 150R	

SURROGATE SUMMARY SHEET

Table B-15R

Client:R Tidewater, Inc.R

Work Order:R 22L0004R

Project:R NASA JPL SIR

Surrogate CompoundR	Spike levelR	% Recovery	RecoveryR LimitsR	QR
Blank (BBL0296-BLK1) . ng/LR	Lab File ID: S2022-12-15B (5)R		Analyzed: 12/15/22 16:10R	
13C4-PFBAR	64.0R	97.7R	50 - 150R	
13C4-PFBAR	64.0R	97.7R	50 - 150R	
13C5-PFPEAR	32.0R	94.2R	50 - 150R	
13C5-PFPEAR	32.0R	94.2R	50 - 150R	
13C5-PFHXR	16.0R	94.3R	50 - 150R	
13C5-PFHXR	16.0R	94.3R	50 - 150R	
13C4-PFHPR	16.0R	89.1R	50 - 150R	
13C4-PFHPR	16.0R	89.1R	50 - 150R	
13C8-PFOAR	16.0R	94.5R	50 - 150R	
13C8-PFOAR	16.0R	94.5R	50 - 150R	
13C9-PFNAR	8.00R	95.4R	50 - 150R	
13C9-PFNAR	8.00R	95.4R	50 - 150R	
13C6-PFDAR	8.00R	88.3R	50 - 150R	
13C6-PFDAR	8.00R	88.3R	50 - 150R	
13C7-PFUnAR	8.00R	109R	50 - 150R	
13C7-PFUnAR	8.00R	109R	50 - 150R	
13C2-PFDOAR	8.00R	94.3R	50 - 150R	
13C2-PFDOAR	8.00R	94.3R	50 - 150R	
13C2-PFTEDAR	8.00R	96.1R	50 - 150R	
13C2-PFTEDAR	8.00R	96.1R	50 - 150R	
13C3-PFBSR	16.0R	98.9R	50 - 150R	
13C3-PFBSR	16.0R	98.9R	50 - 150R	
13C3-PFHXR	16.0R	104R	50 - 150R	
13C3-PFHXR	16.0R	104R	50 - 150R	
13C8-PFOSR	16.0R	86.5R	50 - 150R	
13C8-PFOSR	16.0R	86.5R	50 - 150R	
13C2-4:2FTSR	32.0R	111R	50 - 150R	
13C2-4:2FTSR	32.0R	111R	50 - 150R	
13C2-6:2FTSR	32.0R	96.2R	50 - 150R	
13C2-6:2FTSR	32.0R	96.2R	50 - 150R	
13C2-8:2FTSR	32.0R	95.4R	50 - 150R	
13C2-8:2FTSR	32.0R	95.4R	50 - 150R	
13C8-PFOSAR	16.0R	88.0R	50 - 150R	
13C8-PFOSAR	16.0R	88.0R	50 - 150R	
D3-NMEFOSAR	16.0R	53.6R	50 - 150R	
D3-NMEFOSAR	16.0R	53.6R	50 - 150R	
D5-NETFOSAR	16.0R	52.4R	50 - 150R	
D5-NETFOSAR	16.0R	52.4R	50 - 150R	
D3-NMEFOSAAR	32.0R	85.2R	50 - 150R	
D3-NMEFOSAAR	32.0R	85.2R	50 - 150R	
D5-NETFOSAAR	32.0R	102R	50 - 150R	
D5-NETFOSAAR	32.0R	102R	50 - 150R	
D7-NMEFOSER	160R			

SURROGATE SUMMARY SHEET

Table B-15R

Client:R Tidewater, Inc.R
 Work Order:R 22L0004R
 Project:R NASA JPL SIR

Surrogate CompoundR	Spike levelR	% Recovery	RecoveryR LimitsR	QR
Blank (BBL0296-BLK1) . ng/LR				
				Lab File ID: S2022-12-15B (5)R
				Analyzed: 12/15/22 16:10R
D7-NMEFOSER	160R	57.8R	50 - 150R	
D9-NETFOSER	160R	57.2R	50 - 150R	
D9-NETFOSER	160R	57.2R	50 - 150R	
13C3-HFPO-DAR	64.0R	101R	50 - 150R	
13C3-HFPO-DAR	64.0R	101R	50 - 150R	

SURROGATE SUMMARY SHEET

Table B-15R

Client:R Tidewater, Inc.R

Work Order:R 22L0004R

Project:R NASA JPL SIR

Surrogate CompoundR	Spike levelR	% Recovery	RecoveryR LimitsR	QR
LCS (BBL0296-BS1) . ng/LR	Lab File ID: S2022-12-15B (6)R		Analyzed: 12/15/22 16:22R	
13C4-PFBAR	64.0R	100R	50 - 150R	
13C4-PFBAR	64.0R	100R	50 - 150R	
13C5-PFPEAR	32.0R	102R	50 - 150R	
13C5-PFPEAR	32.0R	102R	50 - 150R	
13C5-PFHXR	16.0R	102R	50 - 150R	
13C5-PFHXR	16.0R	102R	50 - 150R	
13C4-PFHPR	16.0R	96.5R	50 - 150R	
13C4-PFHPR	16.0R	96.5R	50 - 150R	
13C8-PFOAR	16.0R	91.5R	50 - 150R	
13C8-PFOAR	16.0R	91.5R	50 - 150R	
13C9-PFNAR	8.00R	104R	50 - 150R	
13C9-PFNAR	8.00R	104R	50 - 150R	
13C6-PFDAR	8.00R	103R	50 - 150R	
13C6-PFDAR	8.00R	103R	50 - 150R	
13C7-PFUnAR	8.00R	104R	50 - 150R	
13C7-PFUnAR	8.00R	104R	50 - 150R	
13C2-PFDOAR	8.00R	118R	50 - 150R	
13C2-PFDOAR	8.00R	118R	50 - 150R	
13C2-PFTEDAR	8.00R	121R	50 - 150R	
13C2-PFTEDAR	8.00R	121R	50 - 150R	
13C3-PFBSR	16.0R	104R	50 - 150R	
13C3-PFBSR	16.0R	104R	50 - 150R	
13C3-PFHXR	16.0R	108R	50 - 150R	
13C3-PFHXR	16.0R	108R	50 - 150R	
13C8-PFOSR	16.0R	108R	50 - 150R	
13C8-PFOSR	16.0R	108R	50 - 150R	
13C2-4:2FTSR	32.0R	102R	50 - 150R	
13C2-4:2FTSR	32.0R	102R	50 - 150R	
13C2-6:2FTSR	32.0R	99.5R	50 - 150R	
13C2-6:2FTSR	32.0R	99.5R	50 - 150R	
13C2-8:2FTSR	32.0R	94.8R	50 - 150R	
13C2-8:2FTSR	32.0R	94.8R	50 - 150R	
13C8-PFOSAR	16.0R	102R	50 - 150R	
13C8-PFOSAR	16.0R	102R	50 - 150R	
D3-NMEFOSAR	16.0R	58.7R	50 - 150R	
D3-NMEFOSAR	16.0R	58.7R	50 - 150R	
D5-NETFOSAR	16.0R	60.3R	50 - 150R	
D5-NETFOSAR	16.0R	60.3R	50 - 150R	
D3-NMEFOSAAR	32.0R	112R	50 - 150R	
D3-NMEFOSAAR	32.0R	112R	50 - 150R	
D5-NETFOSAAR	32.0R	118R	50 - 150R	
D5-NETFOSAAR	32.0R	118R	50 - 150R	
D7-NMEFOSER	160R			

SURROGATE SUMMARY SHEET

Table B-15R

Client:R Tidewater, Inc.R
 Work Order:R 22L0004R
 Project:R NASA JPL SIR

Surrogate CompoundR	Spike levelR	% Recovery	RecoveryR LimitsR	QR
LCS (BBL0296-BS1) . ng/LR				
				Lab File ID: S2022-12-15B (6)R
				Analyzed: 12/15/22 16:22R
D7-NMEFOSER	160R	73.0R	50 - 150R	
D9-NETFOSER	160R	75.2R	50 - 150R	
D9-NETFOSER	160R	75.2R	50 - 150R	
13C3-HFPO-DAR	64.0R	104R	50 - 150R	
13C3-HFPO-DAR	64.0R	104R	50 - 150R	

SURROGATE SUMMARY SHEET R

Table B-15R

Client:R Tidewater, Inc.R

Work Order:R 22L0004R

Project:R NASA JPL SIR

Surrogate CompoundR	Spike levelR	% Recovery	RecoveryR LimitsR	QR
LCS Dup (BBL0296-BSD1.) ng/LR	Lab File ID: S2022-12-15B (7)R		Analyzed: 12/15/22 16:35R	
13C4-PFBAR	64.0R	88.2R	50 - 150R	
13C4-PFBAR	64.0R	88.2R	50 - 150R	
13C5-PFPEAR	32.0R	87.6R	50 - 150R	
13C5-PFPEAR	32.0R	87.6R	50 - 150R	
13C5-PFHXR	16.0R	90.1R	50 - 150R	
13C5-PFHXR	16.0R	90.1R	50 - 150R	
13C4-PFHPR	16.0R	83.3R	50 - 150R	
13C4-PFHPR	16.0R	83.3R	50 - 150R	
13C8-PFOAR	16.0R	84.4R	50 - 150R	
13C8-PFOAR	16.0R	84.4R	50 - 150R	
13C9-PFNAR	8.00R	79.2R	50 - 150R	
13C9-PFNAR	8.00R	79.2R	50 - 150R	
13C6-PFDAR	8.00R	101R	50 - 150R	
13C6-PFDAR	8.00R	101R	50 - 150R	
13C7-PFUnAR	8.00R	97.3R	50 - 150R	
13C7-PFUnAR	8.00R	97.3R	50 - 150R	
13C2-PFDOAR	8.00R	87.8R	50 - 150R	
13C2-PFDOAR	8.00R	87.8R	50 - 150R	
13C2-PFTEDAR	8.00R	84.5R	50 - 150R	
13C2-PFTEDAR	8.00R	84.5R	50 - 150R	
13C3-PFBSR	16.0R	82.3R	50 - 150R	
13C3-PFBSR	16.0R	82.3R	50 - 150R	
13C3-PFHXR	16.0R	91.9R	50 - 150R	
13C3-PFHXR	16.0R	91.9R	50 - 150R	
13C8-PFOSR	16.0R	72.7R	50 - 150R	
13C8-PFOSR	16.0R	72.7R	50 - 150R	
13C2-4:2FTSR	32.0R	91.5R	50 - 150R	
13C2-4:2FTSR	32.0R	91.5R	50 - 150R	
13C2-6:2FTSR	32.0R	90.7R	50 - 150R	
13C2-6:2FTSR	32.0R	90.7R	50 - 150R	
13C2-8:2FTSR	32.0R	70.8R	50 - 150R	
13C2-8:2FTSR	32.0R	70.8R	50 - 150R	
13C8-PFOSAR	16.0R	72.9R	50 - 150R	
13C8-PFOSAR	16.0R	72.9R	50 - 150R	
D3-NMEFOSAR	16.0R	45.0R	50 - 150R	*R
D3-NMEFOSAR	16.0R	45.0R	50 - 150R	*R
D5-NETFOSAR	16.0R	39.2R	50 - 150R	*R
D5-NETFOSAR	16.0R	39.2R	50 - 150R	*R
D3-NMEFOSAAR	32.0R	71.9R	50 - 150R	
D3-NMEFOSAAR	32.0R	71.9R	50 - 150R	
D5-NETFOSAAR	32.0R	88.9R	50 - 150R	
D5-NETFOSAAR	32.0R	88.9R	50 - 150R	
D7-NMEFOSER	160R			

SURROGATE SUMMARY SHEET

Table B-15R

Client:R Tidewater, Inc.R
 Work Order:R 22L0004R
 Project:R NASA JPL SIR

Surrogate CompoundR	Spike levelR	% Recovery	RecoveryR LimitsR	QR
LCS Dup (BBL0296-BSD1.) ng/LR				
				Lab File ID: S2022-12-15B (7)R
				Analyzed: 12/15/22 16:35R
D7-NMEFOSER	160R	49.2R	50 - 150R	*R
D9-NETFOSER	160R	50.8R	50 - 150R	
D9-NETFOSER	160R	50.8R	50 - 150R	
13C3-HFPO-DAR	64.0R	85.6R	50 - 150R	
13C3-HFPO-DAR	64.0R	85.6R	50 - 150R	

SURROGATE SUMMARY SHEET

Table B-15R

Client:R Tidewater, Inc.R

Work Order:R 22L0004R

Project:R NASA JPL SIR

Surrogate CompoundR	Spike levelR	% Recovery	RecoveryR LimitsR	QR
MRL Check (BBL0296-MRL1) . ng/LR	Lab File ID: S2022-12-15B (8)R		Analyzed: 12/15/22 16:48R	
13C4-PFBAR	64.0R	98.2R	50 - 150R	
13C4-PFBAR	64.0R	98.2R	50 - 150R	
13C5-PFPEAR	32.0R	92.8R	50 - 150R	
13C5-PFPEAR	32.0R	92.8R	50 - 150R	
13C5-PFHXR	16.0R	103R	50 - 150R	
13C5-PFHXR	16.0R	103R	50 - 150R	
13C4-PFHPR	16.0R	92.8R	50 - 150R	
13C4-PFHPR	16.0R	92.8R	50 - 150R	
13C8-PFOAR	16.0R	111R	50 - 150R	
13C8-PFOAR	16.0R	111R	50 - 150R	
13C9-PFNAR	8.00R	87.4R	50 - 150R	
13C9-PFNAR	8.00R	87.4R	50 - 150R	
13C6-PFDAR	8.00R	108R	50 - 150R	
13C6-PFDAR	8.00R	108R	50 - 150R	
13C7-PFUnAR	8.00R	111R	50 - 150R	
13C7-PFUnAR	8.00R	111R	50 - 150R	
13C2-PFDOAR	8.00R	126R	50 - 150R	
13C2-PFDOAR	8.00R	126R	50 - 150R	
13C2-PFTEDAR	8.00R	134R	50 - 150R	
13C2-PFTEDAR	8.00R	134R	50 - 150R	
13C3-PFBSR	16.0R	104R	50 - 150R	
13C3-PFBSR	16.0R	104R	50 - 150R	
13C3-PFHXR	16.0R	103R	50 - 150R	
13C3-PFHXR	16.0R	103R	50 - 150R	
13C8-PFOSR	16.0R	104R	50 - 150R	
13C8-PFOSR	16.0R	104R	50 - 150R	
13C2-4:2FTSR	32.0R	116R	50 - 150R	
13C2-4:2FTSR	32.0R	116R	50 - 150R	
13C2-6:2FTSR	32.0R	100R	50 - 150R	
13C2-6:2FTSR	32.0R	100R	50 - 150R	
13C2-8:2FTSR	32.0R	81.5R	50 - 150R	
13C2-8:2FTSR	32.0R	81.5R	50 - 150R	
13C8-PFOSAR	16.0R	83.9R	50 - 150R	
13C8-PFOSAR	16.0R	83.9R	50 - 150R	
D3-NMEFOSAR	16.0R	51.0R	50 - 150R	
D3-NMEFOSAR	16.0R	51.0R	50 - 150R	
D5-NETFOSAR	16.0R	56.7R	50 - 150R	
D5-NETFOSAR	16.0R	56.7R	50 - 150R	
D3-NMEFOSAAR	32.0R	93.6R	50 - 150R	
D3-NMEFOSAAR	32.0R	93.6R	50 - 150R	
D5-NETFOSAAR	32.0R	123R	50 - 150R	
D5-NETFOSAAR	32.0R	123R	50 - 150R	
D7-NMEFOSER	160R			

SURROGATE SUMMARY SHEET

Table B-15R

Client:R Tidewater, Inc.R
 Work Order:R 22L0004R
 Project:R NASA JPL SIR

Surrogate CompoundR	Spike levelR	% Recovery	RecoveryR LimitsR	QR
MRL Check (BBL0296-MRL1) . ng/LR				
				Lab File ID: S2022-12-15B (8)R
				Analyzed: 12/15/22 16:48R
D7-NMEFOSER	160R	65.2R	50 - 150R	
D9-NETFOSER	160R	67.1R	50 - 150R	
D9-NETFOSER	160R	67.1R	50 - 150R	
13C3-HFPO-DAR	64.0R	95.8R	50 - 150R	
13C3-HFPO-DAR	64.0R	95.8R	50 - 150R	

SURROGATE SUMMARY SHEET

Table B-15R

Client:R Tidewater, Inc.R

Work Order:R 22L0004R

Project:R NASA JPL SIR

Surrogate CompoundR	Spike levelR	% Recovery	RecoveryR LimitsR	QR
SB-3-113022 (22L0004-26RE2) . ng/LR	Lab File ID: S2022-12-29C (13)R		Analyzed: 12/30/22 06:37R	
13C4-PFBAR	55.3R	91.6R	50 - 150R	
13C5-PFPEAR	27.6R	85.7R	50 - 150R	
13C5-PFHXR	13.8R	80.4R	50 - 150R	
13C4-PFHPAR	13.8R	77.1R	50 - 150R	
13C8-PFOAR	13.8R	87.6R	50 - 150R	
13C9-PFNAR	6.91R	85.2R	50 - 150R	
13C6-PFDAR	6.91R	78.0R	50 - 150R	
13C7-PFUnAR	6.91R	93.1R	50 - 150R	
13C2-PFDOAR	6.91R	96.6R	50 - 150R	
13C2-PFTEDAR	6.91R	89.5R	50 - 150R	
13C3-PFBSR	13.8R	102R	50 - 150R	
13C3-PFHXR	13.8R	85.3R	50 - 150R	
13C8-PFOAR	13.8R	92.7R	50 - 150R	
13C2-4:2FTSR	27.6R	125R	50 - 150R	
13C2-6:2FTSR	27.6R	102R	50 - 150R	
13C2-8:2FTSR	27.6R	81.3R	50 - 150R	
13C8-PFOSAR	13.8R	99.3R	50 - 150R	
D3-NMEFOSAR	13.8R	51.8R	50 - 150R	
D5-NETFOSAR	13.8R	53.9R	50 - 150R	
D3-NMEFOSAAR	27.6R	94.4R	50 - 150R	
D5-NETFOSAAR	27.6R	89.2R	50 - 150R	
D7-NMEFOSER	138R	91.1R	50 - 150R	
D9-NETFOSER	138R	98.0R	50 - 150R	
13C3-HFPO-DAR	55.3R	81.3R	50 - 150R	

SURROGATE SUMMARY SHEET R

Table B-15R

Client:R Tidewater, Inc.R
 Work Order:R 22L0004R
 Project:R NASA JPL SIR

Surrogate CompoundR	Spike levelR	% Recovery	RecoveryR LimitsR	QR
Blank (BBL0371-BLK1) . ng/LR	Lab File ID: S2022-12-29C (7)R		Analyzed: 12/30/22 05:19R	
13C4-PFBAR	64.0R	90.6R	50 - 150R	
13C5-PFPEAR	32.0R	92.6R	50 - 150R	
13C5-PFHXR	16.0R	86.0R	50 - 150R	
13C4-PFHPAR	16.0R	94.4R	50 - 150R	
13C8-PFOAR	16.0R	82.5R	50 - 150R	
13C9-PFNAR	8.00R	87.5R	50 - 150R	
13C6-PFDAR	8.00R	85.2R	50 - 150R	
13C7-PFUnAR	8.00R	87.8R	50 - 150R	
13C2-PFDOAR	8.00R	87.9R	50 - 150R	
13C2-PFTEDAR	8.00R	84.1R	50 - 150R	
13C3-PFBSR	16.0R	97.1R	50 - 150R	
13C3-PFHXR	16.0R	88.2R	50 - 150R	
13C8-PFOAR	16.0R	87.4R	50 - 150R	
13C2-4:2FTSR	32.0R	130R	50 - 150R	
13C2-6:2FTSR	32.0R	112R	50 - 150R	
13C2-8:2FTSR	32.0R	86.8R	50 - 150R	
13C8-PFOSAR	16.0R	89.1R	50 - 150R	
D3-NMEFOSAR	16.0R	31.8R	50 - 150R	*R
D5-NETFOSAR	16.0R	26.6R	50 - 150R	*R
D3-NMEFOSAAR	32.0R	73.0R	50 - 150R	
D5-NETFOSAAR	32.0R	73.6R	50 - 150R	
D7-NMEFOSER	160R	65.7R	50 - 150R	
D9-NETFOSER	160R	64.7R	50 - 150R	
13C3-HFPO-DAR	64.0R	89.9R	50 - 150R	

SURROGATE SUMMARY SHEET R

Table B-15R

Client:R Tidewater, Inc.R
 Work Order:R 22L0004R
 Project:R NASA JPL SIR

Surrogate CompoundR	Spike levelR	% Recovery	RecoveryR LimitsR	QR
LCS (BBL0371-BS1) . ng/LR		Lab File ID: S2022-12-29C (8)R		Analyzed: 12/30/22 05:32R
13C4-PFBAR	64.0R	93.4R	50 - 150R	
13C5-PFPEAR	32.0R	90.4R	50 - 150R	
13C5-PFHXR	16.0R	88.9R	50 - 150R	
13C4-PFHPAR	16.0R	86.0R	50 - 150R	
13C8-PFOAR	16.0R	84.1R	50 - 150R	
13C9-PFNAR	8.00R	81.0R	50 - 150R	
13C6-PFDAR	8.00R	91.5R	50 - 150R	
13C7-PFUnAR	8.00R	99.3R	50 - 150R	
13C2-PFDOAR	8.00R	98.7R	50 - 150R	
13C2-PFTEDAR	8.00R	93.6R	50 - 150R	
13C3-PFBSR	16.0R	98.4R	50 - 150R	
13C3-PFHXR	16.0R	86.4R	50 - 150R	
13C8-PFOAR	16.0R	92.1R	50 - 150R	
13C2-4:2FTSR	32.0R	119R	50 - 150R	
13C2-6:2FTSR	32.0R	100R	50 - 150R	
13C2-8:2FTSR	32.0R	84.7R	50 - 150R	
13C8-PFOSAR	16.0R	98.7R	50 - 150R	
D3-NMEFOSAR	16.0R	35.4R	50 - 150R	*R
D5-NETFOSAR	16.0R	32.5R	50 - 150R	*R
D3-NMEFOSAAR	32.0R	85.4R	50 - 150R	
D5-NETFOSAAR	32.0R	109R	50 - 150R	
D7-NMEFOSER	160R	89.8R	50 - 150R	
D9-NETFOSER	160R	91.7R	50 - 150R	
13C3-HFPO-DAR	64.0R	81.4R	50 - 150R	

SURROGATE SUMMARY SHEET

Table B-15R

Client:R Tidewater, Inc.R
 Work Order:R 22L0004R
 Project:R NASA JPL SIR

Surrogate CompoundR	Spike levelR	% Recovery	RecoveryR LimitsR	QR
LCS Dup (BBL0371-BSD1) . ng/LR		Lab File ID: S2022-12-29C (9)R		Analyzed: 12/30/22 05:45R
13C4-PFBAR	64.0R	86.4R	50 - 150R	
13C5-PFPEAR	32.0R	95.2R	50 - 150R	
13C5-PFHXR	16.0R	88.6R	50 - 150R	
13C4-PFHPAR	16.0R	94.5R	50 - 150R	
13C8-PFOAR	16.0R	92.4R	50 - 150R	
13C9-PFNAR	8.00R	81.7R	50 - 150R	
13C6-PFDAR	8.00R	89.5R	50 - 150R	
13C7-PFUnAR	8.00R	97.9R	50 - 150R	
13C2-PFDOAR	8.00R	117R	50 - 150R	
13C2-PFTEDAR	8.00R	78.4R	50 - 150R	
13C3-PFBSR	16.0R	88.2R	50 - 150R	
13C3-PFHXR	16.0R	87.1R	50 - 150R	
13C8-PFOAR	16.0R	88.3R	50 - 150R	
13C2-4:2FTSR	32.0R	122R	50 - 150R	
13C2-6:2FTSR	32.0R	106R	50 - 150R	
13C2-8:2FTSR	32.0R	84.0R	50 - 150R	
13C8-PFOAR	16.0R	95.4R	50 - 150R	
D3-NMEFOSAR	16.0R	46.8R	50 - 150R	*R
D5-NETFOSAR	16.0R	39.2R	50 - 150R	*R
D3-NMEFOSAAR	32.0R	82.8R	50 - 150R	
D5-NETFOSAAR	32.0R	92.2R	50 - 150R	
D7-NMEFOSEAR	160R	69.0R	50 - 150R	
D9-NETFOSER	160R	66.4R	50 - 150R	
13C3-HFPO-DAR	64.0R	88.8R	50 - 150R	

SURROGATE SUMMARY SHEET R

Table B-15R

Client:R Tidewater, Inc.R
 Work Order:R 22L0004R
 Project:R NASA JPL SIR

Surrogate CompoundR	Spike levelR	% Recovery	RecoveryR LimitsR	QR
MRL Check (BBL0371-MRL1) . ng/LR	Lab File ID: S2022-12-29C (10)R		Analyzed: 12/30/22 05:58R	
13C4-PFBAR	64.0R	85.5R	50 - 150R	
13C5-PFPEAR	32.0R	92.4R	50 - 150R	
13C5-PFHXR	16.0R	89.7R	50 - 150R	
13C4-PFHPAR	16.0R	80.2R	50 - 150R	
13C8-PFOAR	16.0R	83.4R	50 - 150R	
13C9-PFNAR	8.00R	92.2R	50 - 150R	
13C6-PFDAR	8.00R	77.5R	50 - 150R	
13C7-PFUnAR	8.00R	97.0R	50 - 150R	
13C2-PFDOAR	8.00R	103R	50 - 150R	
13C2-PFTEDAR	8.00R	86.8R	50 - 150R	
13C3-PFBSR	16.0R	99.5R	50 - 150R	
13C3-PFHXR	16.0R	89.8R	50 - 150R	
13C8-PFOAR	16.0R	101R	50 - 150R	
13C2-4:2FTSR	32.0R	123R	50 - 150R	
13C2-6:2FTSR	32.0R	108R	50 - 150R	
13C2-8:2FTSR	32.0R	86.0R	50 - 150R	
13C8-PFOSAR	16.0R	107R	50 - 150R	
D3-NMEFOSAR	16.0R	47.2R	50 - 150R	*R
D5-NETFOSAR	16.0R	50.3R	50 - 150R	
D3-NMEFOSAAR	32.0R	96.8R	50 - 150R	
D5-NETFOSAAR	32.0R	111R	50 - 150R	
D7-NMEFOSER	160R	82.1R	50 - 150R	
D9-NETFOSER	160R	76.8R	50 - 150R	
13C3-HFPO-DAR	64.0R	83.7R	50 - 150R	

METHOD BLANK SUMMARY

able B-15T

Laboratory:T APPL, LLC Work Order:T 22L0004T
 Client:T idewater, Inc.T Project:T NASA JPL SIT
 Blank ID:T BBL0076-BLK1T Batch:T BBL0076T Prepared:T 12/05/2022 07:17/

Client Sample IDT	Laboratory Sample IDT	Lab File ID	Time AnalyzedT
LCST	BBL0076-BS1T	S2022-12-09B (9)T	00:35T
LCS DupT	BBL0076-BSD1T	S2022-12-09B (10)T	00:48T
MRL CheckT	BBL0076-MRL1T	S2022-12-09B (11)T	01:01T
Matrix SpikeT	BBL0076-MS1T	S2022-12-09B (12)T	01:13T
Matrix Spike DupT	BBL0076-MSD1T	S2022-12-09B (13)T	01:26T
MW-24-S5-112922T	22L0004-01T	S2022-12-09B (16)T	02:04T
Df 10T	22L0004-01RE1T	S2022-12-09B (17)T	02:17T
MW-24-S4-112922T	22L0004-02T	S2022-12-09B (18)T	02:30T
Df 10T	22L0004-02RE1T	S2022-12-09B (19)T	02:42T
MW-24-S3-112922T	22L0004-03T	S2022-12-09B (20)T	02:55T
Df 10T	22L0004-03RE1T	S2022-12-09B (21)T	03:08T
MW-24-S2-112922T	22L0004-04T	S2022-12-09B (22)T	03:21T
Df 10T	22L0004-04RE1T	S2022-12-09B (23)T	03:33T
DUP-2-112922T	22L0004-05T	S2022-12-09B (24)T	03:46T
Df 10T	22L0004-05RE1T	S2022-12-09B (25)T	03:59T
MW-17-S5-112922T	22L0004-06T	S2022-12-09B (26)T	04:11T
Df 10T	22L0004-06RE1T	S2022-12-09B (27)T	04:24T
MW-17-S4-112922T	22L0004-07T	S2022-12-09B (28)T	04:37T
Df 10T	22L0004-07RE1T	S2022-12-09B (29)T	04:49T
MW-17-S3-112922T	22L0004-08T	S2022-12-09B (30)T	05:02T
Df 10T	22L0004-08RE1T	S2022-12-09B (31)T	05:15T
DUP-3-112922T	22L0004-09T	S2022-12-09B (32)T	05:28T
Df 10T	22L0004-09RE1T	S2022-12-09B (33)T	05:40T
MW-17-S2-112922T	22L0004-10T	S2022-12-09B (34)T	05:53T
SB-2-112922T	22L0004-11T	S2022-12-09B (38)T	06:44T
Df 10T	22L0004-11RE1T	S2022-12-09B (39)T	06:56T
MW-4-S5-112822T	22L0004-12T	S2022-12-09B (40)T	07:09T
Df 10T	22L0004-12RE1T	S2022-12-09B (41)T	07:22T
DUP-1-112822T	22L0004-13T	S2022-12-09B (42)T	07:35T
Df 10T	22L0004-13RE1T	S2022-12-09B (43)T	07:47T
MW-4-S4-112822T	22L0004-14T	S2022-12-09B (44)T	08:00T
Df 10T	22L0004-14RE1T	S2022-12-09B (45)T	08:13T

MW-4-S2-112822T	22L0004-15T	S2022-12-09B (46)T	08:25 T
Df 10T	22L0004-15RE1T	S2022-12-09B (47)T	08:38 T
MW-12-S5-112822T	22L0004-16 T	S2022-12-09B (48)T	08:51 T
Df 10T	22L0004-16RE1 T	S2022-12-09B (49)T	09:03 T
MW-12-S4-112822T	22L0004-17 T	S2022-12-09B (50)T	09:16 T
Df 10T	22L0004-17RE1 T	S2022-12-09B (51)T	09:29 T
MW-12-S3-112822T	22L0004-18 T	S2022-12-09B (52)T	09:42 T
Df 10T	22L0004-18RE1 T	S2022-12-09B (53)T	09:54 T
MW-12-S2-112822T	22L0004-19 T	S2022-12-09B (54)T	10:07 T
Df 10T	22L0004-19RE1 T	S2022-12-09B (55)T	10:20 T
SB-1-112822T	22L0004-20 T	S2022-12-09B (56)T	10:32 T
Df 10T	22L0004-20RE1 T	S2022-12-09B (57)T	10:45 T

METHOD BLANK SUMMARY

able B-15T

Laboratory:T APPL, LLC Work Order:T 22L0004T
 Client:T idewater, Inc.T Project:T NASA JPL SIT
 Blank ID:T BBL0249-BLK1T Batch:T BBL0249T Prepared:T 12/13/2022 09:44/

Client Sample IDT	Laboratory Sample IDT	Lab File ID	Time AnalyzedT
LCST	BBL0249-BS1T	S2022-12-15C (6)T	01:03T
LCS DupT	BBL0249-BSD1T	S2022-12-15C (7)T	01:16T
MRL CheckT	BBL0249-MRL1T	S2022-12-15C (8)T	01:29T
FB-1-112822T	22L0004-21T	S2022-12-15C (11)T	02:07T
FB-2-112922T	22L0004-24T	S2022-12-15C (13)T	02:33T
FB-3-113022T	22L0004-28T	S2022-12-15C (15)T	02:58T
DF 10T	22L0004-28RE1T	S2022-12-15C (16)T	03:11T

METHOD BLANK SUMMARY

able B-15T

Laboratory:T APPL, LLC Work Order:T 22L0004T
 Client:T idewater, Inc.T Project:T NASA JPL SIT
 Blank ID:T BBL0296-BLK1T Batch:T BBL0296T Prepared:T 12/14/2022 08:57/

Client Sample IDT	Laboratory Sample IDT	Lab File ID	Time AnalyzedT
LCST	BBL0296-BS1T	S2022-12-15B (6)T	16:22T
LCS DupT	BBL0296-BSD1T	S2022-12-15B (7)T	16:35T
MRL CheckT	BBL0296-MRL1T	S2022-12-15B (8)T	16:48T
EQP-1-112822T	22L0004-22T	S2022-12-15B (27)T	20:49T
DF 10T	22L0004-22RE1T	S2022-12-15B (28)T	21:02T
EQP-2-112922T	22L0004-23T	S2022-12-15B (29)T	21:14T
MW-15-113022T	22L0004-25T	S2022-12-15B (31)T	21:40T
DF 10T	22L0004-25RE1T	S2022-12-15B (32)T	21:53T
EQP-3-113022T	22L0004-27T	S2022-12-15B (35)T	22:31T

METHOD BLANK SUMMARY

able B-15T

Laboratory:T APPL, LLC Work Order:T 22L0004T
 Client:T idewater, Inc.T Project:T NASA JPL SIT
 Blank ID:T BBL0371-BLK1T Batch:T BBL0371T Prepared:T 12/19/2022 12:17/

Client Sample IDT	Laboratory Sample IDT	Lab File ID	Time AnalyzedT
LCST	BBL0371-BS1T	S2022-12-29C (8)T	05:32T
LCS DupT	BBL0371-BSD1T	S2022-12-29C (9)T	05:45T
MRL CheckT	BBL0371-MRL1T	S2022-12-29C (10)T	05:58T
SB-3-113022T	22L0004-26RE2T	S2022-12-29C (13)T	06:37T

ANALYSIS DATA SHEET

Blanka

Laboratory:a	APPL, LLCa	Work Order:a	22L0004a
Client:a	Tidewater, Inc.a	Project:a	NASA JPL Sla
M trix:a	Watera	Laboratory ID:a	BBL0076-BLK1a
Sampled:a		Prepared:a	12/05/22 07:17a
Solids:a		Analyzed:a	12/10/22 00:23a
Batch:a	BBL0076a	Preparation:a	Table B-15a
Column:a	1a	Dilution:a	1a
		Sequence:a	SB03769a
		Calibration:a	2250016a
		Instrument:a	Saphira

COMPOUNDL	CONC. (ng/L)L	OQL	OD	DL	QL
PFBAa	0.20 Ua	3.2a	0.20a	0.050a	Ua
PFPEAa	0.20 Ua	1.6a	0.20a	0.062a	Ua
PFHXAa	0.20 Ua	0.80a	0.20a	0.064a	Ua
PFHPAa	0.20 Ua	0.80a	0.20a	0.050a	Ua
PFOAa	0.20 Ua	0.80a	0.20a	0.082a	Ua
PFNAa	0.20 Ua	0.80a	0.20a	0.050a	Ua
PFDAa	0.20 Ua	0.80a	0.20a	0.050a	Ua
PFUnAa	0.20 Ua	0.80a	0.20a	0.080a	Ua
PFDOAa	0.20 Ua	0.80a	0.20a	0.050a	Ua
PFTRDAa	0.20 Ua	0.80a	0.20a	0.058a	Ua
PFTEDAa	0.20 Ua	0.80a	0.20a	0.086a	Ua
PFBSa	0.20 Ua	0.80a	0.20a	0.050a	Ua
PFPESa	0.20 Ua	0.80a	0.20a	0.058a	Ua
PFHXSa	0.20 Ua	0.80a	0.20a	0.050a	Ua
PFHPSa	0.20 Ua	0.80a	0.20a	0.056a	Ua
PFOSa	0.20 Ua	0.80a	0.20a	0.050a	Ua
PFNSa	0.40 Ua	0.80a	0.40a	0.25a	Ua
PFDSa	0.20 Ua	0.80a	0.20a	0.064a	Ua
4:2FTSa	0.40 Ua	3.2a	0.40a	0.11a	Ua
6:2FTSa	0.20 Ua	3.2a	0.20a	0.090a	Ua
8:2FTSa	0.60 Ua	3.2a	0.60a	0.20a	Ua
PFOSAa	0.20 Ua	3.2a	0.20a	0.050a	Ua
NMeFOSAa	2.0 Ua	3.2a	2.0a	0.99a	Ua
NEtFOSAa	2.0 Ua	3.2a	2.0a	0.98a	Ua
NMeFOSAAa	0.20 Ua	0.80a	0.20a	0.072a	Ua
NEtFOSAAa	0.20 Ua	0.80a	0.20a	0.050a	Ua
NMeFOSEa	1.2 Ua	3.2a	1.2a	0.60a	Ua
NEtFOSEa	1.2 Ua	3.2a	1.2a	0.60a	Ua
HFPO-DAa	1.0 Ua	1.6a	1.0a	0.49a	Ua
ADONa	0.60 Ua	1.6a	0.60a	0.38a	Ua

ANALYSIS DATA SHEETL

Blanka

Laboratory:a	APPL, LLCa	Work Order:a	22L0004a
Client:a	Tidewater, Inc.a	Project:a	NASA JPL Sla
Matrix:a	Watera	Laboratory ID:a	BBL0076-BLK1a
Sampled:a		Prepared:a	12/05/22 07:17a
Solids:a		Preparation:a	Table B-15a
Batch:a	BBL0076a	Sequence:a	SB03769a
Column:a	1a	Calibration:a	2250016a
			Instrument:a Saphira

COMPOUNDL	CONC. (ng/L)L	OQL	OD	D	QL
9CL-PF3ONSa	0.60 Ua	1.6a	0.60a	0.24	Ua
11CL-PF3OUDSa	0.60 Ua	1.6a	0.60a	0.24	Ua

ANALYSIS DATA SHEET

Blanka

Laboratory:a	APPL, LLCa	Work Order:a	22L0004a
Client:a	Tidewater, Inc.a	Project:a	NASA JPL Sla
M trix:a	Watera	Laboratory ID:a	BBL0249-BLK1a
Sampled:a		Prepared:a	12/13/22 09:44a
Solids:a		Analyzed:a	12/16/22 00:51a
Batch:a	BBL0249a	Preparation:a	Table B-15a
Column:a	1a	Dilution:a	1a
		Sequence:a	SB03860a
		Calibration:a	2251019a
		Instrument:a	Saphira

COMPOUNDL	CONC. (ng/L)L	OQL	OD	DL	QL
PFBAa	1.0 Ua	16a	1.0a	0.25a	Ua
PFPEAa	1.0 Ua	8.0a	1.0a	0.31a	Ua
PFHXAa	1.0 Ua	4.0a	1.0a	0.32a	Ua
PFHPAa	1.0 Ua	4.0a	1.0a	0.25a	Ua
PFOAa	1.0 Ua	4.0a	1.0a	0.41a	Ua
PFNAa	1.0 Ua	4.0a	1.0a	0.25a	Ua
PFDAa	1.0 Ua	4.0a	1.0a	0.25a	Ua
PFUnAa	1.0 Ua	4.0a	1.0a	0.40a	Ua
PFDOAa	1.0 Ua	4.0a	1.0a	0.25a	Ua
PFTRDAa	1.0 Ua	4.0a	1.0a	0.29a	Ua
PFTEDAa	1.0 Ua	4.0a	1.0a	0.43a	Ua
PFBSa	1.0 Ua	4.0a	1.0a	0.25a	Ua
PFPESa	1.0 Ua	4.0a	1.0a	0.29a	Ua
PFHXSa	1.0 Ua	4.0a	1.0a	0.25a	Ua
PFHPSa	1.0 Ua	4.0a	1.0a	0.28a	Ua
PFOSa	1.0 Ua	4.0a	1.0a	0.25a	Ua
PFNSa	2.0 Ua	4.0a	2.0a	1.2a	Ua
PFDSa	1.0 Ua	4.0a	1.0a	0.32a	Ua
4:2FTSa	2.0 Ua	16a	2.0a	0.54a	Ua
6:2FTSa	1.0 Ua	16a	1.0a	0.45a	Ua
8:2FTSa	3.0 Ua	16a	3.0a	1.0a	Ua
PFOSAa	1.0 Ua	16a	1.0a	0.25a	Ua
NMeFOSAa	10 Ua	16a	10a	4.9a	Ua
NEtFOSAa	10 Ua	16a	10a	4.9a	Ua
NMeFOSAAa	1.0 Ua	4.0a	1.0a	0.36a	Ua
NEtFOSAAa	1.0 Ua	4.0a	1.0a	0.25a	Ua
NMeFOSEa	6.0 Ua	16a	6.0a	3.0a	Ua
NEtFOSEa	6.0 Ua	16a	6.0a	3.0a	Ua
HFPO-DAa	5.0 Ua	8.0a	5.0a	2.4a	Ua
ADONa	3.0 Ua	8.0a	3.0a	1.8a	Ua

ANALYSIS DATA SHEET

Blanka

Laboratory:a	APPL, LLCa	Work Order:a	22L0004a
Client:a	Tidewater, Inc.a	Project:a	NASA JPL Sla
Matrix:a	Watera	Laboratory ID:a	BBL0249-BLK1a
Sampled:a		Prepared:a	12/13/22 09:44a
Solids:a		Preparation:a	Table B-15a
Batch:a	BBL0249a	Sequence:a	SB03860a
Column:a	1a	Calibration:a	2251019a
			Instrument:a Saphira
			File ID:a S2022-12-15C (5)a
			Analyzed:a 12/16/22 00:51a
			Dilution:a 1a

COMPOUNDL	CONC. (ng/L)L	OQL	OD	D	QL
9CL-PF3ONSa	3.0 Ua	8.0a	3.0a	1.2	Ua
11CL-PF3OUDSa	3.0 Ua	8.0a	3.0a	1.2	Ua

ANALYSIS DATA SHEET

Blanka

Laboratory:a	APPL, LLCa	Work Order:a	22L0004a
Client:a	Tidewater, Inc.a	Project:a	NASA JPL Sla
M trix:a	Watera	Laboratory ID:a	BBL0296-BLK1a
Sampled:a		Prepared:a	12/14/22 08:57a
Solids:a		Analized:a	12/15/22 16:10a
Batch:a	BBL0296a	Preparation:a	Table B-15a
Column:a	1a	Dilution:a	1a
	Sequence:a	SB03858a	Calibration:a
		2251019a	Instrument:a
			Saphira

COMPOUNDL	CONC. (ng/L)L	OQL	OD	DL	QL
PFBAa	0.20 Ua	3.2a	0.20a	0.050a	Ua
PFPEAa	0.20 Ua	1.6a	0.20a	0.062a	Ua
PFHXAa	0.20 Ua	0.80a	0.20a	0.064a	Ua
PFHPAa	0.20 Ua	0.80a	0.20a	0.050a	Ua
PFOAa	0.194 Ja	0.80a	0.20a	0.082a	Ja
PFNAa	0.20 Ua	0.80a	0.20a	0.050a	Ua
PFDAa	0.20 Ua	0.80a	0.20a	0.050a	Ua
PFUnAa	0.20 Ua	0.80a	0.20a	0.080a	Ua
PFDOAa	0.20 Ua	0.80a	0.20a	0.050a	Ua
PFTRDAa	0.20 Ua	0.80a	0.20a	0.058a	Ua
PFTEDAa	0.20 Ua	0.80a	0.20a	0.086a	Ua
PFBSa	0.20 Ua	0.80a	0.20a	0.050a	Ua
PFPESa	0.20 Ua	0.80a	0.20a	0.058a	Ua
PFHXSa	0.20 Ua	0.80a	0.20a	0.050a	Ua
PFHPSa	0.20 Ua	0.80a	0.20a	0.056a	Ua
PFOSa	0.276 Ja	0.80a	0.20a	0.050a	MI5, Ja
PFNSa	0.40 Ua	0.80a	0.40a	0.25a	Ua
PFDSa	0.20 Ua	0.80a	0.20a	0.064a	Ua
4:2FTSa	0.40 Ua	3.2a	0.40a	0.11a	Ua
6:2FTSa	0.20 Ua	3.2a	0.20a	0.090a	Ua
8:2FTSa	0.60 Ua	3.2a	0.60a	0.20a	Ua
PFOSAa	0.20 Ua	3.2a	0.20a	0.050a	Ua
NMeFOSAa	2.0 Ua	3.2a	2.0a	0.99a	Ua
NEtFOSAa	2.0 Ua	3.2a	2.0a	0.98a	Ua
NMeFOSAAa	0.20 Ua	0.80a	0.20a	0.072a	Ua
NEtFOSAAa	0.20 Ua	0.80a	0.20a	0.050a	Ua
NMeFOSEa	1.2 Ua	3.2a	1.2a	0.60a	Ua
NEtFOSEa	1.2 Ua	3.2a	1.2a	0.60a	Ua
HFPO-DAa	1.0 Ua	1.6a	1.0a	0.49a	Ua
ADONa	0.60 Ua	1.6a	0.60a	0.28a	Ua

ANALYSIS DATA SHEETL

Blanka

Laboratory:a	APPL, LLCa	Work Order:a	22L0004a
Client:a	Tidewater, Inc.a	Project:a	NASA JPL Sla
Matrix:a	Watera	Laboratory ID:a	BBL0296-BLK1a
Sampled:a		Prepared:a	12/14/22 08:57a
Solids:a		Preparation:a	Table B-15a
Batch:a	BBL0296a	Sequence:a	SB03858a
Column:a	1a	Calibration:a	2251019a
			Instrument:a Saphira
			File ID:a S2022-12-15B (5)a
			Analyzed:a 12/15/22 16:10a
			Dilution:a 1a

COMPOUNDL	CONC. (ng/L)L	OQL	OD	D	QL
9CL-PF3ONSa	0.60 Ua	1.6a	0.60a	0.24	Ua
11CL-PF3OUDSa	0.60 Ua	1.6a	0.60a	0.24	Ua

ANALYSIS DATA SHEET

Blanka

Laboratory:a	APPL, LLCa	Work Order:a	22L0004a
Client:a	Tidewater, Inc.a	Project:a	NASA JPL Sla
M trix:a	Watera	Laboratory ID:a	BBL0371-BLK1a
Sampled:a		Prepared:a	12/19/22 12:17a
Solids:a		Preparation:a	Table B-15a
Batch:a	BBL0371a	Sequence:a	SB04003a
Column:a	1a	Calibration:a	2253011a
		File ID:a	S2022-12-29C (7)a
		Analyzed:a	12/30/22 05:19a
		Dilution:a	1a
		Instrument:a	Saphira

COMPOUNDL	CONC. (ng/L)L	OQL	OD	DL	QL
PFBAa	0.20 Ua	3.2a	0.20a	0.050a	Ua
PFPEAa	0.20 Ua	1.6a	0.20a	0.062a	Ua
PFHXAa	0.20 Ua	0.80a	0.20a	0.064a	Ua
PFHPAa	0.20 Ua	0.80a	0.20a	0.050a	Ua
PFOAa	0.20 Ua	0.80a	0.20a	0.082a	Ua
PFNAa	0.20 Ua	0.80a	0.20a	0.050a	Ua
PFDAa	0.20 Ua	0.80a	0.20a	0.050a	Ua
PFUnAa	0.20 Ua	0.80a	0.20a	0.080a	Ua
PFDOAa	0.20 Ua	0.80a	0.20a	0.050a	Ua
PFTRDAa	0.20 Ua	0.80a	0.20a	0.058a	Ua
PFTEDAa	0.20 Ua	0.80a	0.20a	0.086a	Ua
PFBSa	0.20 Ua	0.80a	0.20a	0.050a	Ua
PFPESa	0.20 Ua	0.80a	0.20a	0.058a	Ua
PFHXSa	0.20 Ua	0.80a	0.20a	0.050a	Ua
PFHPSa	0.20 Ua	0.80a	0.20a	0.056a	Ua
PFOSa	0.20 Ua	0.80a	0.20a	0.050a	Ua
PFNSa	0.40 Ua	0.80a	0.40a	0.25a	Ua
PFDSa	0.20 Ua	0.80a	0.20a	0.064a	Ua
4:2FTSa	0.40 Ua	3.2a	0.40a	0.11a	Ua
6:2FTSa	0.20 Ua	3.2a	0.20a	0.090a	Ua
8:2FTSa	0.60 Ua	3.2a	0.60a	0.20a	Ua
PFOSAa	0.20 Ua	3.2a	0.20a	0.050a	Ua
NMeFOSAa	2.0 Ua	3.2a	2.0a	0.99a	Ua
NEtFOSAa	2.0 Ua	3.2a	2.0a	0.98a	Ua
NMeFOSAAa	0.20 Ua	0.80a	0.20a	0.072a	Ua
NEtFOSAAa	0.20 Ua	0.80a	0.20a	0.050a	Ua
NMeFOSEa	1.2 Ua	3.2a	1.2a	0.60a	Ua
NEtFOSEa	1.2 Ua	3.2a	1.2a	0.60a	Ua
HFPO-DAa	1.0 Ua	1.6a	1.0a	0.49a	Ua
ADONa	0.60 Ua	1.6a	0.60a	0.28a	Ua

ANALYSIS DATA SHEET

Blanka

Laboratory:a	APPL, LLCa	Work Order:a	22L0004a
Client:a	Tidewater, Inc.a	Project:a	NASA JPL Sla
Matrix:a	Watera	Laboratory ID:a	BBL0371-BLK1a
Sampled:a		File ID:a	S2022-12-29C (7)a
Solids:a		Prepared:a	12/19/22 12:17a
Batch:a	BBL0371a	Analyzed:a	12/30/22 05:19a
Column:a	1a	Preparation:a	Table B-15a
		Dilution:a	1a
		Calibration:a	2253011a
		Instrument:a	Saphira

COMPOUNDL	CONC. (ng/L)L	OQL	OD	D	QL
9CL-PF3ONSa	0.60 Ua	1.6a	0.60a	0.24	Ua
11CL-PF3OUDSa	0.60 Ua	1.6a	0.60a	0.24	Ua

LCS / LCS DUPLICATE RECOVERY

Table B-15b

Laboratory:b	APPL, LLCb	Work Order:b	22L0004b
Client:b	Tidewater, Inc.b	Project:b	NASA JPL SIb
Matrix:b	Waterb	Preparation:b	Table B-15b
Batch:b	BBL0076b	Laboratory ID:b	BBL0076-BS1b
Column:b			

ANALYTE	SPIKES ADDEDS (ng/L)S	LCS CONCENTRATIONS (ng/L)S	LCS S %S REC. S	QCS LIMITS REC.S
PFBAb	32.0b	28.4b	88.8b	73 - 129b
PFPEAb	16.0b	14.3b	89.3b	72 - 129b
PFHXAb	8.00b	6.88b	86.0b	72 - 129b
PFHPAb	8.00b	7.01b	87.6b	72 - 130b
PFOAb	8.00b	7.52b	94.0b	71 - 133b
PFNAb	8.00b	7.59b	94.9b	69 - 130b
PFDAb	8.00b	8.72b	109b	71 - 129b
PFUnAb	8.00b	7.55b	94.4b	69 - 133b
PFDOAb	8.00b	6.13b	76.6b	72 - 134b
PFTRDAb	8.00b	6.41b	80.1b	65 - 144b
PFTEDAb	8.00b	7.68b	96.0b	71 - 132b
PFBSb	7.08b	6.77b	95.7b	72 - 130b
PFPEsb	7.52b	6.34b	84.3b	71 - 127b
PFHXSb	7.32b	6.65b	90.8b	68 - 131b
PFHPSb	7.64b	6.13b	80.2b	69 - 134b
PFOSb	7.44b	6.57b	88.3b	65 - 140b
PFNSb	7.68b	6.95b	90.5b	69 - 127b
PFDSb	7.72b	5.45b	70.6b	53 - 142b
4:2FTSb	30.0b	29.9b	99.8b	63 - 143b
6:2FTSb	30.4b	28.8b	94.8b	64 - 140b
8:2FTSb	30.7b	35.6b	116b	67 - 138b
PFOSAb	8.00b	7.44b	93.0b	67 - 137b
NMeFOSAb	32.0b	30.9b	96.6b	68 - 141b
NEtFOSAb	32.0b	27.5b	85.9b	70 - 130b
NMeFOSAAb	8.00b	5.91b	73.8b	65 - 136b
NEtFOSAAb	8.00b	7.04b	87.9b	61 - 135b
NMeFOSEb	32.0b	25.9b	80.9b	70 - 130b
NEtFOSEb	32.0b	28.2b	88.2b	70 - 130b
HFPO-DAb	16.0b	15.9b	99.5b	44 - 175b
ADONAb	15.1b	16.0b	106b	61 - 169b
9CL-PF3ONSb	15.0b	15.1b	101b	62 - 140b
11CL-PF3OUDSb	15.1b	11.9b	79.0b	54 - 138b

LCS / LCS DUPLICATE RECOVERY

Table B-15b

Laboratory:b	APPL, LLCb	Work Order:b	22L0004
Client:b	Tidewater, Inc.b	Project:b	NASA JPL SIb
Matrix:b	Waterb	Preparation:b	Table B-15b
Batch:b	BBL0076b	Laboratory ID:b	BBL0076-BSD1b
Column:b			

ANALYTES	PIKES ADDEDS (ng/L)S	LCSDS CONCENTRATIONS (ng/L)S	LCSDS %S REC. #S	S %S RPD #S	QC LIMITS	
					RPDS	REC.S
PFBAb	32.0b	26.2b	81.9b	8.10b	30b	73 - 129b
PFPEAb	16.0b	15.7b	98.4b	9.69b	30b	72 - 129b
PFHXAb	8.00b	7.84b	98.0b	13.1b	30b	72 - 129b
PFHPAb	8.00b	7.41b	92.6b	5.55b	30b	72 - 130b
PFOAb	8.00b	7.95b	99.3b	5.51b	30b	71 - 133b
PFNAb	8.00b	8.16b	102b	7.24b	30b	69 - 130b
PFDAb	8.00b	7.25b	90.6b	18.4b	30b	71 - 129b
PFUnAb	8.00b	7.57b	94.6b	0.166b	30b	69 - 133b
PFDOAb	8.00b	8.73b	109b	35.0b *b	30b	72 - 134b
PFTRDAb	8.00b	8.46b	106b	27.6b	30b	65 - 144b
PFTEDAb	8.00b	6.62b	82.8b	14.8b	30b	71 - 132b
PFBSb	7.08b	6.22b	87.8b	8.52b	30b	72 - 130b
PFPEsb	7.52b	7.31b	97.2b	14.2b	30b	71 - 127b
PFHXsb	7.32b	6.83b	93.3b	2.64b	30b	68 - 131b
PFHPSb	7.64b	7.00b	91.6b	13.3b	30b	69 - 134b
PFOSb	7.44b	7.24b	97.3b	9.72b	30b	65 - 140b
PFNSb	7.68b	7.21b	93.8b	3.56b	30b	69 - 127b
PFDSb	7.72b	7.01b	90.8b	25.0b	30b	53 - 142b
4:2FTSb	30.0b	27.2b	90.7b	9.58b	30b	63 - 143b
6:2FTSb	30.4b	29.0b	95.4b	0.588b	30b	64 - 140b
8:2FTSb	30.7b	30.9b	101b	14.2b	30b	67 - 138b
PFOSAb	8.00b	8.71b	109b	15.8b	30b	67 - 137b
NMeFOSAb	32.0b	28.6b	89.4b	7.72b	30b	68 - 141b
NEtFOSAb	32.0b	25.8b	80.5b	6.52b	30b	70 - 130b
NMeFOSAAb	8.00b	6.76b	84.5b	13.5b	30b	65 - 136b
NEtFOSAAb	8.00b	7.43b	92.8b	5.43b	30b	61 - 135b
NMeFOSEb	32.0b	28.6b	89.3b	9.98b	30b	70 - 130b
NEtFOSEb	32.0b	27.2b	85.0b	3.69b	30b	70 - 130b
HFPO-DAb	16.0b	15.5b	97.0b	2.55b	30b	44 - 175b
ADONAb	15.1b	13.6b	89.8b	16.5b	30b	61 - 169b
9CL-PF3ONsb	15.0b	14.2b	95.0b	6.09b	30b	62 - 140b
11CL-PF3OUDsb	15.1b	13.7b	90.8b	13.9b	30b	54 - 138b

LCS / LCS DUPLICATE RECOVERY

Table B-15b

Laboratory:b	APPL, LLCb	Work Order:b	22L0004b
Client:b	Tidewater, Inc.b	Project:b	NASA JPL S1b
Matrix:b	Waterb	Preparation:b	Table B-15b
Batch:b	BBL0249b	Laboratory ID:b	BBL0249-BS1b
Column:b			

ANALYTE	PIKES ADDEDS (ng/L)S	LCS CONCENTRATIONS (ng/L)S	LCS S %S REC. S	QCS LIMITS REC.S
PFBAb	160b	190b	119b	73 - 129b
PFPEAb	80.0b	91.9b	115b	72 - 129b
PFHXAb	40.0b	40.8b	102b	72 - 129b
PFHPAb	40.0b	44.6b	112b	72 - 130b
PFOAb	40.0b	46.8b	117b	71 - 133b
PFNAb	40.0b	55.8b	140b *b	69 - 130b
PFDAb	40.0b	50.8b	127b	71 - 129b
PFUnAb	40.0b	53.5b	134b *b	69 - 133b
PFDOAb	40.0b	42.5b	106b	72 - 134b
PFTRDAb	40.0b	46.2b	116b	65 - 144b
PFTEDAb	40.0b	43.6b	109b	71 - 132b
PFBSb	35.4b	43.8b	124b	72 - 130b
PFPEsb	37.6b	39.8b	106b	71 - 127b
PFHXSb	36.6b	38.6b	105b	68 - 131b
PFHPSb	38.2b	42.7b	112b	69 - 134b
PFOSb	37.2b	44.7b	120b	65 - 140b
PFNSb	38.4b	47.0b	122b	69 - 127b
PFDSb	38.6b	46.2b	120b	53 - 142b
4:2FTSb	150b	182b	121b	63 - 143b
6:2FTSb	152b	179b	118b	64 - 140b
8:2FTSb	154b	216b	140b *b	67 - 138b
PFOSAb	40.0b	43.7b	109b	67 - 137b
NMeFOSAb	160b	195b	122b	68 - 141b
NEtFOSAb	160b	208b	130b	70 - 130b
NMeFOSAAb	40.0b	61.4b	153b *b	65 - 136b
NEtFOSAAb	40.0b	46.0b	115b	61 - 135b
NMeFOSEb	160b	182b	114b	70 - 130b
NEtFOSEb	160b	201b	126b	70 - 130b
HFPO-DAb	80.0b	85.2b	106b	44 - 175b
ADONAb	75.6b	84.8b	112b	61 - 169b
9CL-PF3ONsb	74.8b	89.1b	119b	62 - 140b
11CL-PF3OUDSb	75.6b	73.3b	97.0b	54 - 138b

LCS / LCS DUPLICATE RECOVERY

Table B-15b

Laboratory:b	APPL, LLCb	Work Order:b	22L0004
Client:b	Tidewater, Inc.b	Project:b	NASA JPL SIb
Matrix:b	Waterb	Preparation:b	Table B-15b
Batch:b	BBL0249b	Laboratory ID:b	BBL0249-BSD1b
Column:b			

ANALYTES	PIKES ADDEDS (ng/L)S	LCS DS CONCENTRATIONS (ng/L)S	LCS DS %S REC. #S	S %S RPD #S	QC LIMITS	
					RPDS	REC.S
PFBAb	160b	180b	113b	5.38b	30b	73 - 129b
PFPEAb	80.0b	91.0b	114b	0.987b	30b	72 - 129b
PFHXAb	40.0b	46.6b	116b	13.3b	30b	72 - 129b
PFHPAb	40.0b	47.4b	119b	5.99b	30b	72 - 130b
PFOAb	40.0b	47.9b	120b	2.41b	30b	71 - 133b
PFNAb	40.0b	49.1b	123b	12.8b	30b	69 - 130b
PFDAb	40.0b	40.3b	101b	23.0b	30b	71 - 129b
PFUnAb	40.0b	51.9b	130b	3.12b	30b	69 - 133b
PFDOAb	40.0b	44.2b	110b	3.92b	30b	72 - 134b
PFTRDAb	40.0b	56.1b	140b	19.2b	30b	65 - 144b
PFTEDAb	40.0b	35.3b	88.4b	20.9b	30b	71 - 132b
PFBSb	35.4b	40.4b	114b	8.07b	30b	72 - 130b
PFPEsb	37.6b	42.5b	113b	6.57b	30b	71 - 127b
PFHXSb	36.6b	41.4b	113b	7.14b	30b	68 - 131b
PFHPSb	38.2b	40.0b	105b	6.55b	30b	69 - 134b
PFOSb	37.2b	41.9b	113b	6.33b	30b	65 - 140b
PFNSb	38.4b	45.6b	119b	2.98b	30b	69 - 127b
PFDSb	38.6b	41.0b	106b	12.0b	30b	53 - 142b
4:2FTSb	150b	178b	119b	1.99b	30b	63 - 143b
6:2FTSb	152b	185b	121b	3.27b	30b	64 - 140b
8:2FTSb	154b	205b	133b	5.16b	30b	67 - 138b
PFOSAb	40.0b	45.4b	114b	3.86b	30b	67 - 137b
NMeFOSAb	160b	203b	127b	3.90b	30b	68 - 141b
NEtFOSAb	160b	175b	109b	17.0b	30b	70 - 130b
NMeFOSAAb	40.0b	48.5b	121b	23.3b	30b	65 - 136b
NEtFOSAAb	40.0b	44.9b	112b	2.51b	30b	61 - 135b
NMeFOSEb	160b	185b	116b	1.54b	30b	70 - 130b
NEtFOSEb	160b	204b	128b	1.61b	30b	70 - 130b
HFPO-DAb	80.0b	89.0b	111b	4.40b	30b	44 - 175b
ADONAb	75.6b	86.7b	115b	2.20b	30b	61 - 169b
9CL-PF3ONsb	74.8b	83.8b	112b	6.12b	30b	62 - 140b
11CL-PF3OUDsb	75.6b	81.4b	108b	10.5b	30b	54 - 138b

LCS / LCS DUPLICATE RECOVERY

Table B-15b

Laboratory:b	APPL, LLCb	Work Order:b	22L0004b
Client:b	Tidewater, Inc.b	Project:b	NASA JPL SIb
Matrix:b	Waterb	Preparation:b	Table B-15b
Batch:b	BBL0296b	Laboratory ID:b	BBL0296-BS1b
Column:b			

ANALYTE	SPIKES ADDEDS (ng/L)S	LCS CONCENTRATIONS (ng/L)S	LCS S %S REC. S	QCS LIMITS REC.S
PFBAb	32.0b	32.9b	103b	73 - 129b
PFPEAb	16.0b	14.8b	92.4b	72 - 129b
PFHXAb	8.00b	7.32b	91.5b	72 - 129b
PFHPAb	8.00b	7.64b	95.5b	72 - 130b
PFOAb	8.00b	8.21b	103b	71 - 133b
PFNAb	8.00b	7.83b	97.8b	69 - 130b
PFDAb	8.00b	8.38b	105b	71 - 129b
PFUnAb	8.00b	9.85b	123b	69 - 133b
PFDOAb	8.00b	9.08b	114b	72 - 134b
PFTRDAb	8.00b	7.73b	96.6b	65 - 144b
PFTEDAb	8.00b	7.36b	92.0b	71 - 132b
PFBSb	7.08b	7.13b	101b	72 - 130b
PFPEsb	7.52b	6.62b	88.0b	71 - 127b
PFHXSb	7.32b	7.04b	96.2b	68 - 131b
PFHPSb	7.64b	8.17b	107b	69 - 134b
PFOSb	7.44b	7.45b	100b	65 - 140b
PFNSb	7.68b	9.12b	119b	69 - 127b
PFDSb	7.72b	9.08b	118b	53 - 142b
4:2FTSb	30.0b	31.5b	105b	63 - 143b
6:2FTSb	30.4b	30.5b	100b	64 - 140b
8:2FTSb	30.7b	32.0b	104b	67 - 138b
PFOSAb	8.00b	8.19b	102b	67 - 137b
NMeFOSAb	32.0b	35.2b	110b	68 - 141b
NEtFOSAb	32.0b	31.7b	99.0b	70 - 130b
NMeFOSAAb	8.00b	7.87b	98.4b	65 - 136b
NEtFOSAAb	8.00b	8.25b	103b	61 - 135b
NMeFOSEb	32.0b	33.8b	105b	70 - 130b
NEtFOSEb	32.0b	31.7b	99.0b	70 - 130b
HFPO-DAb	16.0b	15.6b	97.7b	44 - 175b
ADONAb	15.1b	13.6b	89.8b	61 - 169b
9CL-PF3ONSb	15.0b	14.4b	96.3b	62 - 140b
11CL-PF3OUDSb	15.1b	14.2b	93.7b	54 - 138b

LCS / LCS DUPLICATE RECOVERY

Table B-15b

Laboratory:b APPL, LLCb Work Order:b 22L0004
 Client:b Tidewater, Inc.b Project:b NASA JPL SIb
 Matrix:b Waterb Preparation:b Table B-15b
 Batch:b BBL0296b Laboratory ID:b BBL0296-BSD1b
 Column:b

ANALYTES	PIKES ADDEDS (ng/L)S	LCSDS CONCENTRATIONS (ng/L)S	LCSDS %S REC. #S	S %S RPD #S	QC LIMITS	
					RPDS	REC.S
PFBAb	32.0b	32.9b	103b	0.0834b	30b	73 - 129b
PFPEAb	16.0b	15.3b	95.9b	3.65b	30b	72 - 129b
PFHXAb	8.00b	7.36b	92.0b	0.532b	30b	72 - 129b
PFHPAb	8.00b	7.75b	96.8b	1.40b	30b	72 - 130b
PFOAb	8.00b	8.63b	108b	4.90b	30b	71 - 133b
PFNAb	8.00b	9.09b	114b	14.9b	30b	69 - 130b
PFDAb	8.00b	7.02b	87.7b	17.8b	30b	71 - 129b
PFUnAb	8.00b	6.75b	84.4b	37.3b *b	30b	69 - 133b
PFDOAb	8.00b	7.47b	93.4b	19.5b	30b	72 - 134b
PFTRDAb	8.00b	7.36b	92.0b	4.91b	30b	65 - 144b
PFTEDAb	8.00b	6.21b	77.7b	16.9b	30b	71 - 132b
PFBSb	7.08b	6.93b	97.9b	2.94b	30b	72 - 130b
PFPEsb	7.52b	6.57b	87.3b	0.735b	30b	71 - 127b
PFHXSb	7.32b	7.21b	98.5b	2.36b	30b	68 - 131b
PFHPSb	7.64b	7.73b	101b	5.53b	30b	69 - 134b
PFOSb	7.44b	7.87b	106b	5.53b	30b	65 - 140b
PFNSb	7.68b	8.13b	106b	11.4b	30b	69 - 127b
PFDSb	7.72b	8.15b	106b	10.8b	30b	53 - 142b
4:2FTSb	30.0b	31.7b	106b	0.669b	30b	63 - 143b
6:2FTSb	30.4b	27.8b	91.4b	9.33b	30b	64 - 140b
8:2FTSb	30.7b	34.9b	114b	8.62b	30b	67 - 138b
PFOSAb	8.00b	7.10b	88.7b	14.3b	30b	67 - 137b
NMeFOSAb	32.0b	30.2b	94.2b	15.5b	30b	68 - 141b
NEtFOSAb	32.0b	33.3b	104b	4.90b	30b	70 - 130b
NMeFOSAAb	8.00b	8.70b	109b	10.1b	30b	65 - 136b
NEtFOSAAb	8.00b	6.60b	82.5b	22.3b	30b	61 - 135b
NMeFOSEb	32.0b	32.3b	101b	4.53b	30b	70 - 130b
NEtFOSEb	32.0b	33.2b	104b	4.63b	30b	70 - 130b
HFPO-DAb	16.0b	14.9b	93.4b	4.59b	30b	44 - 175b
ADONAb	15.1b	14.5b	96.0b	6.65b	30b	61 - 169b
9CL-PF3ONSb	15.0b	14.6b	97.6b	1.37b	30b	62 - 140b
11CL-PF3OUDSb	15.1b	14.6b	96.8b	3.21b	30b	54 - 138b

LCS / LCS DUPLICATE RECOVERY

Table B-15b

Laboratory:b	APPL, LLCb	Work Order:b	22L0004b
Client:b	Tidewater, Inc.b	Project:b	NASA JPL S1b
Matrix:b	Waterb	Preparation:b	Table B-15b
Batch:b	BBL0371b	Laboratory ID:b	BBL0371-BS1b
Column:b			

ANALYTE	SPIKES ADDEDS (ng/L)S	LCS CONCENTRATIONS (ng/L)S	LCS S %S REC. S	QCS LIMITS REC.S
PFBAb	32.0b	27.3b	85.4b	73 - 129b
PFPEAb	16.0b	13.4b	83.9b	72 - 129b
PFHXAb	8.00b	6.42b	80.3b	72 - 129b
PFHPAb	8.00b	6.63b	82.8b	72 - 130b
PFOAb	8.00b	6.88b	86.0b	71 - 133b
PFNAb	8.00b	7.58b	94.8b	69 - 130b
PFDAb	8.00b	7.54b	94.3b	71 - 129b
PFUnAb	8.00b	5.73b	71.7b	69 - 133b
PFDOAb	8.00b	6.76b	84.5b	72 - 134b
PFTRDAb	8.00b	5.48b	68.5b	65 - 144b
PFTEDAb	8.00b	6.16b	77.0b	71 - 132b
PFBSb	7.08b	5.96b	84.1b	72 - 130b
PFPEsb	7.52b	6.52b	86.7b	71 - 127b
PFHXSb	7.32b	6.16b	84.2b	68 - 131b
PFHPSb	7.64b	6.08b	79.6b	69 - 134b
PFOSb	7.44b	6.89b	92.6b	65 - 140b
PFNSb	7.68b	6.66b	86.8b	69 - 127b
PFDSb	7.72b	6.45b	83.6b	53 - 142b
4:2FTSb	30.0b	26.7b	89.0b	63 - 143b
6:2FTSb	30.4b	27.9b	91.9b	64 - 140b
8:2FTSb	30.7b	25.0b	81.4b	67 - 138b
PFOSAb	8.00b	6.50b	81.3b	67 - 137b
NMeFOSAb	32.0b	31.1b	97.3b	68 - 141b
NEtFOSAb	32.0b	28.6b	89.3b	70 - 130b
NMeFOSAAb	8.00b	6.87b	85.9b	65 - 136b
NEtFOSAAb	8.00b	5.34b	66.7b	61 - 135b
NMeFOSEb	32.0b	28.6b	89.3b	70 - 130b
NEtFOSEb	32.0b	30.0b	93.7b	70 - 130b
HFPO-DAb	16.0b	14.0b	87.6b	44 - 175b
ADONAb	15.1b	13.3b	88.3b	61 - 169b
9CL-PF3ONSb	15.0b	13.2b	88.1b	62 - 140b
11CL-PF3OUDSb	15.1b	14.3b	94.7b	54 - 138b

LCS / LCS DUPLICATE RECOVERY

Table B-15b

Laboratory:b	APPL, LLCb	Work Order:b	22L0004
Client:b	Tidewater, Inc.b	Project:b	NASA JPL SIb
Matrix:b	Waterb	Preparation:b	Table B-15b
Batch:b	BBL0371b	Laboratory ID:b	BBL0371-BSD1b
Column:b			

ANALYTES	PIKES ADDEDS (ng/L)S	LCSDS CONCENTRATIONS (ng/L)S	LCSDS %S REC. #S	S %S RPD #S	QC LIMITS	
					RPDS	REC.S
PFBAb	32.0b	29.4b	91.8b	7.21b	30b	73 - 129b
PFPEAb	16.0b	14.4b	90.2b	7.20b	30b	72 - 129b
PFHXAb	8.00b	6.75b	84.4b	5.03b	30b	72 - 129b
PFHPAb	8.00b	6.93b	86.6b	4.45b	30b	72 - 130b
PFOAb	8.00b	6.94b	86.7b	0.807b	30b	71 - 133b
PFNAb	8.00b	7.74b	96.8b	2.13b	30b	69 - 130b
PFDAb	8.00b	7.03b	87.8b	7.06b	30b	71 - 129b
PFUnAb	8.00b	7.10b	88.7b	21.3b	30b	69 - 133b
PFDOAb	8.00b	7.00b	87.5b	3.51b	30b	72 - 134b
PFTRDAb	8.00b	5.74b	71.8b	4.72b	30b	65 - 144b
PFTEDAb	8.00b	8.88b	111b	36.2b *b	30b	71 - 132b
PFBSb	7.08b	6.25b	88.3b	4.89b	30b	72 - 130b
PFPEsb	7.52b	7.19b	95.7b	9.81b	30b	71 - 127b
PFHXSb	7.32b	6.43b	87.9b	4.24b	30b	68 - 131b
PFHPSb	7.64b	6.71b	87.8b	9.84b	30b	69 - 134b
PFOSb	7.44b	6.59b	88.5b	4.45b	30b	65 - 140b
PFNSb	7.68b	7.14b	92.9b	6.88b	30b	69 - 127b
PFDSb	7.72b	7.12b	92.2b	9.76b	30b	53 - 142b
4:2FTSb	30.0b	26.0b	86.6b	2.74b	30b	63 - 143b
6:2FTSb	30.4b	26.0b	85.4b	7.32b	30b	64 - 140b
8:2FTSb	30.7b	26.8b	87.1b	6.72b	30b	67 - 138b
PFOSAb	8.00b	7.21b	90.2b	10.4b	30b	67 - 137b
NMeFOSAb	32.0b	27.2b	85.0b	13.5b	30b	68 - 141b
NEtFOSAb	32.0b	29.2b	91.2b	2.10b	30b	70 - 130b
NMeFOSAAb	8.00b	6.77b	84.6b	1.53b	30b	65 - 136b
NEtFOSAAb	8.00b	6.60b	82.5b	21.2b	30b	61 - 135b
NMeFOSEb	32.0b	27.8b	86.9b	2.68b	30b	70 - 130b
NEtFOSEb	32.0b	32.6b	102b	8.34b	30b	70 - 130b
HFPO-DAb	16.0b	13.2b	82.4b	6.18b	30b	44 - 175b
ADONAb	15.1b	14.1b	93.1b	5.29b	30b	61 - 169b
9CL-PF3ONsb	15.0b	13.0b	87.0b	1.19b	30b	62 - 140b
11CL-PF3OUDsb	15.1b	15.9b	105b	10.7b	30b	54 - 138b

MATRIX SPIKE / MATRIX SPIKE DUPLICATE RECOVERYT

MW-4-S2-112822-

Laboratory:	APPL, LLC-	Work Order:	22L0004-
Client:	Tidewater, Inc.-	Project:	NASA JPL SI-
Matrix:	Water-	Analysis:	Table B-15-
Batch:	BBL0076-	Preparation:	Table B-15-
% Solids:		Laboratory ID:	BBL0076-MS1-
Column:		Sample Lab ID:	22L0004-15

ANALYTET	SPIKET ADDEDT (ng/L)T	SAMPLET CONCENTRATIONT (ng/L)T	MST CONCENTRATIONT (ng/L)T	MS T %T REC. T	QC LIMITST REC.T
PFBA-	29.0-	1.97-	27.0-	86.4-	73 - 129-
PFPEA-	14.5-	3.81-	18.1-	98.5-	72 - 129-
PFHXA-	7.25-	2.32-	8.69-	87.9-	72 - 129-
PFHPA-	7.25-	0.888-	8.01-	98.3-	72 - 130-
PFOA-	7.25-	1.07-	6.55-	75.7-	71 - 133-
PFNA-	7.25-	ND-	6.16-	85.0-	69 - 130-
PFDA-	7.25-	ND-	6.07-	83.7-	71 - 129-
PFUnA-	7.25-	ND-	6.59-	90.9-	69 - 133-
PFDOA-	7.25-	ND-	7.00-	96.6-	72 - 134-
PFTRDA-	7.25-	ND-	9.48-	131-	65 - 144-
PFTEDA-	7.25-	ND-	6.12-	84.5-	71 - 132-
PFBS-	6.42-	2.89-	9.16-	97.8-	72 - 130-
PFPEs-	6.82-	1.18-	7.95-	99.3-	71 - 127-
PFHXS-	6.63-	2.00-	8.25-	94.2-	68 - 131-
PFHPS-	6.92-	ND-	6.42-	92.8-	69 - 134-
PFOS-	6.74-	0.197-	6.71-	96.6-	65 - 140-
PFNS-	6.96-	ND-	2.94-	42.2-	*_ 69 - 127-
PFDS-	7.00-	ND-	5.07-	72.5-	53 - 142-
4:2FTS-	27.2-	ND-	23.3-	85.6-	63 - 143-
6:2FTS-	27.6-	ND-	26.4-	95.8-	64 - 140-
8:2FTS-	27.8-	ND-	27.1-	97.4-	67 - 138-
PFOSA-	7.25-	ND-	6.07-	83.8-	67 - 137-
NMeFOSA-	29.0-	ND-	28.1-	96.9-	68 - 141-
NEtFOSA-	29.0-	ND-	23.3-	80.4-	70 - 130-
NMeFOSAA-	7.25-	ND-	7.30-	101-	65 - 136-
NEtFOSAA-	7.25-	ND-	6.44-	88.8-	61 - 135-
NMeFOSE-	29.0-	ND-	25.7-	88.6-	70 - 130-
NEtFOSE-	29.0-	ND-	31.0-	107-	70 - 130-
HFPO-DA-	14.5-	ND-	12.1-	83.4-	44 - 175-
ADONA-	13.7-	ND-	12.2-	89.4-	61 - 169-
9CL-PF3ONS-	13.6-	ND-	8.76-	64.6-	62 - 140-

MATRIX SPIKE / MATRIX SPIKE DUPLICATE RECOVERYT

MW-4-S2-112822-

Laboratory:	APPL, LLC-	Work Order:	22L0004-
Client:	Tidewater, Inc.-	Project:	NASA JPL SI-
Matrix:	Water-	Analysis:	Table B-15-
Batch:	BBL0076-	Preparation:	Table B-15-
% Solids:		Laboratory ID:	BBL0076-MS1-
Column:		Sample Lab ID:	22L0004-15-

ANALYTET	SPIKET ADDED (ng/L)T	SAMPLET CONCENTRATION (ng/L)T	MST CONCENTRATION (ng/L)T	MS T %T REC. T	QC LIMITST REC.T
11CL-PF3OUDS-	13.7-	ND-	11.7-	85.3-	54 - 138-

MATRIX SPIKE / MATRIX SPIKE DUPLICATE RECOVERYT

MW-4-S2-112822-

Laboratory: APPL, LLC-
 Client: Tidewater, Inc.-
 Matrix: Water-
 Batch: BBL0076-
 % Solids:
 Column:

Work Order: 22L0004-
 Project: NASA JPL SI-
 Analysis: Table B-15-
 Preparation: Table B-15-
 Laboratory ID: BBL0076-MSD1-
 Sample Lab ID: 22L0004-15-

ANALYTET	SPIKET ADDEDT (ng/L)T	MSDT CONCENTRATIONT (ng/L)T	MSD T %T REC. #T	T %T RPD T	T QC LIMITST T RPDT	T REC.T
PFBA-	28.7-	28.4-	92.0-	4.89-	30-	73 - 129-
PFPEA-	14.3-	16.8-	90.5-	7.41-	30-	72 - 129-
PFHXA-	7.17-	7.92-	78.1-	9.27-	30-	72 - 129-
PFHPA-	7.17-	7.55-	92.9-	5.93-	30-	72 - 130-
PFOA-	7.17-	7.35-	87.6-	11.5-	30-	71 - 133-
PFNA-	7.17-	6.75-	94.1-	9.06-	30-	69 - 130-
PFDA-	7.17-	6.11-	85.2-	0.716-	30-	71 - 129-
PFUnA-	7.17-	7.17-	99.9-	8.40-	30-	69 - 133-
PFDOA-	7.17-	6.54-	91.2-	6.73-	30-	72 - 134-
PFTRDA-	7.17-	6.72-	93.7	34.1- *	30-	65 - 144
PFTEDA-	7.17-	5.50-	76.6-	10.8-	30-	71 - 132-
PFBS-	6.35-	8.63-	90.4-	6.00-	30-	72 - 130-
PFPEs-	6.74-	7.33-	91.3-	8.02-	30-	71 - 127-
PFHXS-	6.56-	8.29-	95.9-	0.550-	30-	68 - 131-
PFHPS-	6.85-	6.09-	88.9-	5.35-	30-	69 - 134-
PFOS-	6.67-	6.07-	88.0-	10.1-	30-	65 - 140-
PFNS-	6.89-	4.60-	66.8 *_	44.1- *	30-	69 - 127
PFDS-	6.92-	5.97-	86.2-	16.2-	30-	53 - 142-
4:2FTS-	26.9-	23.1-	86.0-	0.493-	30-	63 - 143-
6:2FTS-	27.3-	26.5-	97.1-	0.359-	30-	64 - 140-
8:2FTS-	27.5-	28.4-	103-	4.56-	30-	67 - 138-
PFOSA-	7.17-	7.44-	104-	20.2-	30-	67 - 137-
NMeFOSA-	28.7-	23.9-	83.5-	16.0-	30-	68 - 141-
NEtFOSA-	28.7-	25.8-	90.0-	10.2-	30-	70 - 130-
NMeFOSAA-	7.17-	6.84-	95.4-	6.48-	30-	65 - 136-
NEtFOSAA-	7.17-	6.06-	84.5-	6.02-	30-	61 - 135-
NMeFOSE-	28.7-	23.5-	81.8-	9.06-	30-	70 - 130-
NEtFOSE-	28.7-	24.3-	84.7-	24.2-	30-	70 - 130-

MATRIX SPIKE / MATRIX SPIKE DUPLICATE RECOVERYT

MW-4-S2-112822-

Laboratory:	APPL, LLC-	Work Order:	22L0004-
Client:	Tidewater, Inc.-	Project:	NASA JPL SI-
Matrix:	Water-	Analysis:	Table B-15-
Batch:	BBL0076-	Preparation:	Table B-15-
% Solids:		Laboratory ID:	BBL0076-MSD1-
Column:		Sample Lab ID:	22L0004-15-

ANALYTET	SPIKET ADDEDT (ng/L)T	MSDT CONCENTRATIONT (ng/L)T	MSD T %T REC. #T	T %T RPD T	T QC LIMITST T RPDT	REC.T
HFPO-DA-	14.3-	12.6-	87.7-	3.89-	30-	44 - 175-
ADONA-	13.6-	11.3-	83.7-	7.63-	30-	61 - 169-
9CL-PF3ONS-	13.4-	8.40-	62.6-	4.19-	30-	62 - 140-
11CL-PF3OUDS-	13.6-	9.43-	69.6-	21.3-	30-	54 - 138-

CALIBRATION SUMMARY

Analyte	(Q1 / Q3)	Internal Standard	Multiplier	AcidFactor	Function	Qualifier
PFBA	(212.9 / 169.0)	13C4_PFBA_EIS	4.0000	1.0000	y = 0.38071 x (std. dev. = 0.01822) (weighting: None)	%RSE=4.8
PFPeA	(262.9 / 219.0)	13C5_PFPeA_EIS	2.0000	1.0000	y = 0.48065 x (std. dev. = 0.01779) (weighting: None)	%RSE=3.7
PFHxA	(313.0 / 269.0)	13C5_PFHxA_EIS	1.0000	1.0000	y = 0.50396 x (std. dev. = 0.02693) (weighting: None)	%RSE=5.3
PFHpA	(363.0 / 319.0)	13C4_PFHpA_EIS	1.0000	1.0000	y = 0.50649 x (std. dev. = 0.01605) (weighting: None)	%RSE=3.2
PFOA	(413.0 / 369.0)	13C8_PFOA_EIS	1.0000	1.0000	y = 0.51542 x (std. dev. = 0.03171) (weighting: None)	%RSE=6.2
PFNA	(463.0 / 419.0)	13C9_PFNA_EIS	1.0000	1.0000	y = 0.96408 x (std. dev. = 0.03914) (weighting: None)	%RSE=4.1
PFDA	(513.0 / 469.0)	13C6_PFDA_EIS	1.0000	1.0000	y = 1.01450 x (std. dev. = 0.08058) (weighting: None)	%RSE=7.9
PFOA	(563.0 / 519.0)	13C7_PFOA_EIS	1.0000	1.0000	y = 0.88030 x (std. dev. = 0.03872) (weighting: None)	%RSE=4.4
PFDaA	(613.0 / 569.0)	13C2_PFDaA_EIS	1.0000	1.0000	y = 0.92011 x (std. dev. = 0.07853) (weighting: None)	%RSE=8.5
PFTTrDA	(663.0 / 619.0)	13C2_PFTTrDA_EIS	1.0000	1.0000	y = 0.80822 x (std. dev. = 0.09177) (weighting: None)	%RSE=11.4
PFTTeDA	(713.0 / 669.0)	13C2_PFTTeDA_EIS	1.0000	1.0000	y = 0.98573 x (std. dev. = 0.09828) (weighting: None)	%RSE=10.0
PFBS	(298.9 / 80.0)	13C3_PFBS_EIS	1.0000	0.8847	y = 0.27007 x (std. dev. = 0.01553) (weighting: None)	%RSE=5.7
PFPeS	(349.0 / 80.0)	13C3_PFPeS_EIS	1.0000	0.9384	y = 0.88715 x (std. dev. = 0.04559) (weighting: None)	%RSE=5.1
PFHxS	(399.0 / 80.0)	13C3_PFHxS_EIS	1.0000	0.9110	y = 0.76368 x (std. dev. = 0.04383) (weighting: None)	%RSE=5.7
PFHpS	(449.0 / 80.0)	13C8_PFHpS_EIS	1.0000	0.9514	y = 0.43113 x (std. dev. = 0.03587) (weighting: None)	%RSE=8.3
PFOS	(499.0 / 80.0)	13C8_PFOS_EIS	1.0000	0.9275	y = 0.52064 x (std. dev. = 0.03219) (weighting: None)	%RSE=6.2
PFNS	(549.0 / 80.0)	13C8_PFNS_EIS	1.0000	0.9599	y = 0.63269 x (std. dev. = 0.06479) (weighting: None)	%RSE=10.2
PFDS	(599.0 / 80.0)	13C8_PFDS_EIS	1.0000	0.9631	y = 0.79503 x (std. dev. = 0.07164) (weighting: None)	%RSE=9.0
PFDoS	(698.9 / 80.0)	13C8_PFDoS_EIS	1.0000	0.9696	y = 0.47468 x (std. dev. = 0.05089) (weighting: None)	%RSE=10.7
4:2FTS	(327.0 / 307.0)	13C2_4:2FTS_EIS	4.0000	0.9345	y = 3.26467 x (std. dev. = 0.22338) (weighting: None)	%RSE=6.8
6:2FTS	(427.0 / 407.0)	13C2_6:2FTS_EIS	4.0000	0.9490	y = 1.50542 x (std. dev. = 0.12080) (weighting: None)	%RSE=8.0
8:2FTS	(527.0 / 507.0)	13C2_8:2FTS_EIS	4.0000	0.9583	y = 1.50490 x (std. dev. = 0.23569) (weighting: None)	%RSE=15.7
PFOSA	(498.0 / 78.0)	13C8_PFOSA_EIS	1.0000	1.0000	y = 0.55528 x (std. dev. = 0.02645) (weighting: None)	%RSE=4.8
NMeFOSA	(511.9 / 219.0)	D3_NMeFOSA_EIS	4.0000	1.0000	y = 1.83821 x (std. dev. = 0.28178) (weighting: None)	%RSE=15.3
NEiFOSA	(526.0 / 219.0)	D5_NEiFOSA_EIS	4.0000	1.0000	y = 2.07124 x (std. dev. = 0.11528) (weighting: None)	%RSE=5.6
NMeFOSAA	(570.0 / 419.0)	D3_MeFOSAA_EIS	1.0000	1.0000	y = 0.21802 x (std. dev. = 0.02557) (weighting: None)	%RSE=11.7
NEiFOSAA	(584.0 / 419.0)	D5_EiFOSAA_EIS	1.0000	1.0000	y = 0.22942 x (std. dev. = 0.02519) (weighting: None)	%RSE=11.0
NMeFOSE	(616.1 / 59.0)	D7_NMeFOSE_EIS	4.0000	1.0000	y = 0.28119 x (std. dev. = 0.01599) (weighting: None)	%RSE=5.7
NEiFOSE	(630.0 / 59.0)	D9_NEiFOSE_EIS	4.0000	1.0000	y = 0.13695 x (std. dev. = 0.01131) (weighting: None)	%RSE=8.3
HFPO-DA	(285.0 / 169.0)	13C3_HFPODA_EIS	2.0000	1.0000	y = 0.16604 x (std. dev. = 0.00987) (weighting: None)	%RSE=5.9
ADONA	(377.0 / 85.0)	13C3_ADONA_EIS	2.0000	0.9427	y = 0.63291 x (std. dev. = 0.03582) (weighting: None)	%RSE=5.7
9Cl-Pf3ONS	(531.0 / 351.0)	13C3_HFPODA_EIS	2.0000	0.9333	y = 1.72419 x (std. dev. = 0.22146) (weighting: None)	%RSE=12.8
11Cl-Pf3OUDS	(631.0 / 451.0)	13C3_HFPODA_EIS	2.0000	0.9432	y = 1.19895 x (std. dev. = 0.08727) (weighting: None)	%RSE=7.3
3:3FTCA	(241.0 / 177.0)	13C5_PFPeA_EIS	4.0000	1.0000	y = 0.04722 x (std. dev. = 0.00204) (weighting: None)	%RSE=4.3
5:3FTCA	(341.0 / 236.7)	13C5_PFHxA_EIS	4.0000	1.0000	y = 0.42827 x (std. dev. = 0.02999) (weighting: None)	%RSE=7.0
7:3FTCA	(441.0 / 317.0)	13C5_PFHxA_EIS	4.0000	1.0000	y = 0.55141 x (std. dev. = 0.03929) (weighting: None)	%RSE=7.1
PFEESA	(315.0 / 135.0)	13C5_PFHxA_EIS	2.0000	0.8925	y = 0.91981 x (std. dev. = 0.06473) (weighting: None)	%RSE=7.0
PFMPA	(229.0 / 85.0)	13C5_PFPeA_EIS	2.0000	1.0000	y = 0.13235 x (std. dev. = 0.00850) (weighting: None)	%RSE=6.4
PFMBA	(279.0 / 85.0)	13C5_PFPeA_EIS	2.0000	1.0000	y = 0.41250 x (std. dev. = 0.01997) (weighting: None)	%RSE=4.8
NFDHA	(201.0 / 85.0)	13C5_PFHxA_EIS	2.0000	1.0000	y = 1.46781e-5 x^2 + 0.02408 x + 0.00150 (r = 0.99646) (weighting: 1 / x^2)	%RSE=9.4
13C3_PFBA_IIS	(216.0 / 172.0)	13C3_PFBA_IIS	1.0000	1.0000	y = 96126.4553 x	%RSD=9.0
13C2_PFHxA_IIS	(315.1 / 270.0)	13C2_PFHxA_IIS	1.0000	1.0000	y = 123484.6254 x	%RSD=6.1
13C4_PFOA_IIS	(417.0 / 372.0)	13C4_PFOA_IIS	1.0000	1.0000	y = 118549.9955 x	%RSD=6.3
13C5_PFNA_IIS	(468.0 / 423.0)	13C5_PFNA_IIS	1.0000	1.0000	y = 95239.8716 x	%RSD=5.5
13C2_PFDA_IIS	(515.1 / 470.1)	13C2_PFDA_IIS	1.0000	1.0000	y = 82383.6105 x	%RSD=7.9
18O2_PFHxS_IIS	(403.0 / 83.9)	18O2_PFHxS_IIS	1.0000	1.0000	y = 214631.7525 x	%RSD=3.5
13C4_PFOS_IIS	(502.8 / 79.9)	13C4_PFOS_IIS	1.0000	1.0000	y = 186123.6678 x	%RSD=8.8

Analyte	(Q1 / Q3)	Internal Standard	Multiplier	AcidFactor	Function	Qualifier
13C4_PFBa_EIS	(217.0 / 172.0)	13C3_PFBa_IIS	8.0000	1.0000	y = 7.5003 x	%RSD=2.5
13C5_PFPaA_EIS	(267.9 / 223.0)	13C2_PFHxA_IIS	4.0000	1.0000	y = 2.9178 x	%RSD=4.7
13C5_PFHxA_EIS	(318.0 / 273.0)	13C2_PFHxA_IIS	2.0000	1.0000	y = 2.0400 x	%RSD=4.8
13C4_PFHpA_EIS	(367.0 / 322.0)	13C2_PFHxA_IIS	2.0000	1.0000	y = 1.8414 x	%RSD=6.1
13C8_PFOA_EIS	(421.0 / 376.0)	13C4_PFOA_IIS	2.0000	1.0000	y = 2.0343 x	%RSD=7.8
13C9_PFNA_EIS	(472.0 / 427.0)	13C5_PFNA_IIS	1.0000	1.0000	y = 0.9869 x	%RSD=8.2
13C6_PFDA_EIS	(519.0 / 474.0)	13C2_PFDA_IIS	1.0000	1.0000	y = 1.4525 x	%RSD=9.0
13C7_PFUaA_EIS	(570.0 / 525.0)	13C2_PFDA_IIS	1.0000	1.0000	y = 1.9498 x	%RSD=11.1
13C2_PFDaA_EIS	(615.0 / 570.0)	13C2_PFDA_IIS	1.0000	1.0000	y = 2.3663 x	%RSD=10.1
13C2_PFTeDA_EIS	(715.0 / 670.0)	13C2_PFDA_IIS	1.0000	1.0000	y = 1.7371 x	%RSD=10.6
13C3_PFBs_EIS	(302.0 / 80.0)	18O2_PFHxS_IIS	2.0000	1.0000	y = 2.9393 x	%RSD=4.1
13C3_PFHxS_EIS	(402.0 / 80.0)	18O2_PFHxS_IIS	2.0000	1.0000	y = 1.6731 x	%RSD=2.7
13C8_PFOs_EIS	(507.0 / 80.0)	13C4_PFOs_IIS	2.0000	1.0000	y = 3.0489 x	%RSD=5.3
13C2_4:2FTS_EIS	(329.0 / 81.0)	18O2_PFHxS_IIS	4.0000	1.0000	y = 0.3315 x	%RSD=3.6
13C2_6:2FTS_EIS	(429.0 / 81.0)	18O2_PFHxS_IIS	4.0000	1.0000	y = 0.4448 x	%RSD=9.0
13C2_8:2FTS_EIS	(529.0 / 81.0)	18O2_PFHxS_IIS	4.0000	1.0000	y = 0.3861 x	%RSD=15.6
13C8_PFOsA_EIS	(506.0 / 78.0)	13C4_PFOs_IIS	2.0000	1.0000	y = 4.6545 x	%RSD=8.0
D3_NMeFOsA_EIS	(515.0 / 169.0)	13C4_PFOs_IIS	2.0000	1.0000	y = 1.3773 x	%RSD=12.2
D5_NEtFOsA_EIS	(531.1 / 169.0)	13C4_PFOs_IIS	2.0000	1.0000	y = 1.2488 x	%RSD=6.8
D3_MeFOsAA_EIS	(573.0 / 419.0)	13C4_PFOs_IIS	4.0000	1.0000	y = 1.3566 x	%RSD=8.5
D5_EtFOsAA_EIS	(589.0 / 419.0)	13C4_PFOs_IIS	4.0000	1.0000	y = 1.1660 x	%RSD=7.5
D7_NMeFOsE_EIS	(623.2 / 58.9)	13C4_PFOs_IIS	20.0000	1.0000	y = 2.3525 x	%RSD=5.5
D9_NEtFOsE_EIS	(639.2 / 58.9)	13C4_PFOs_IIS	20.0000	1.0000	y = 1.1987 x	%RSD=6.9
13C3_HFPODA_EIS	(287.0 / 169.0)	13C2_PFHxA_IIS	8.0000	1.0000	y = 5.3742 x	%RSD=3.8

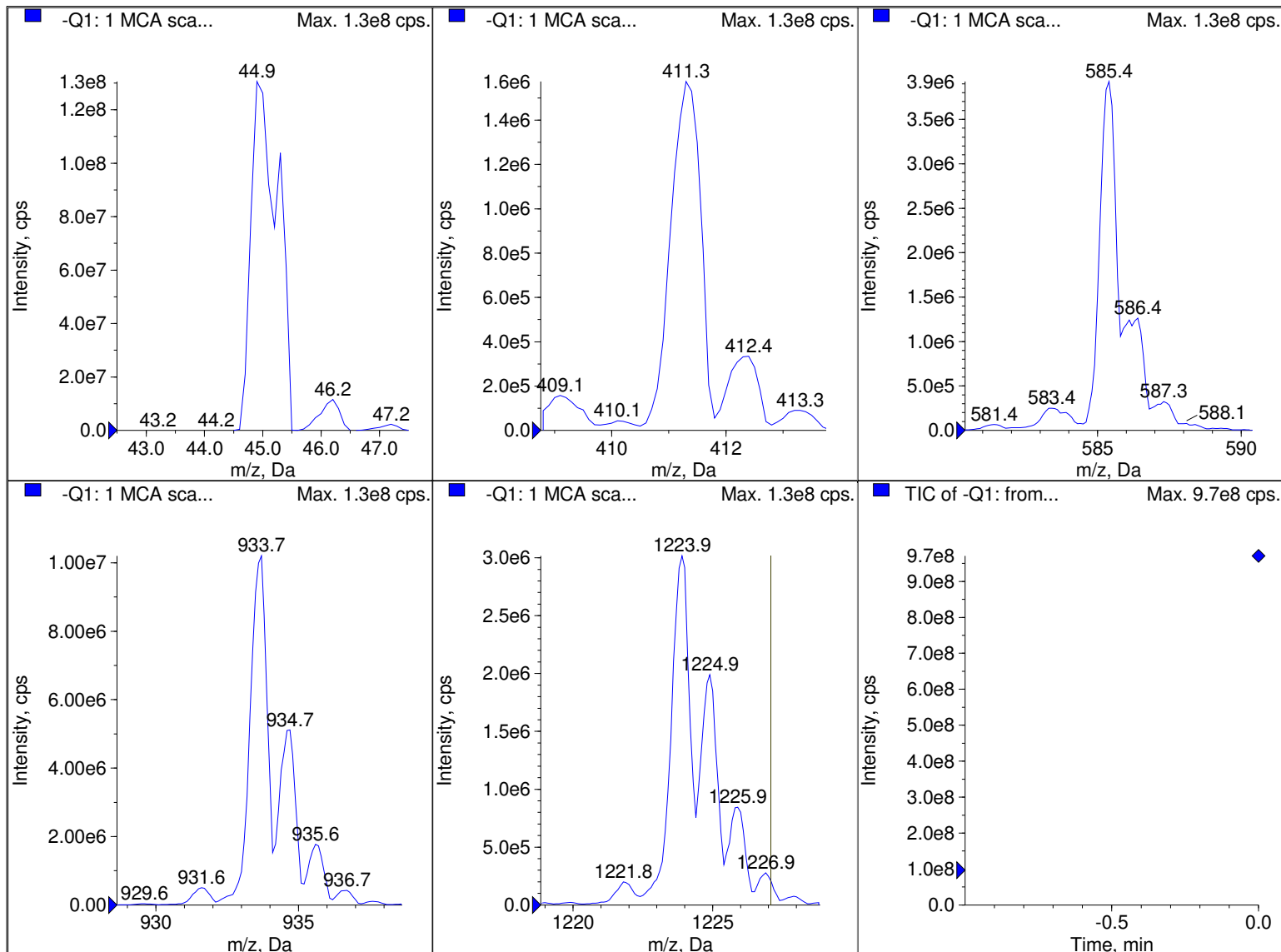
x= Concentration Analyte

$$y = \text{Area Ratio} = \frac{\text{Area Analyte}}{\text{Area Internal Standard}}$$

$$\text{Acid Factor} = \frac{\text{Molecular weight Acid}}{\text{Molecular weight Salt}}$$

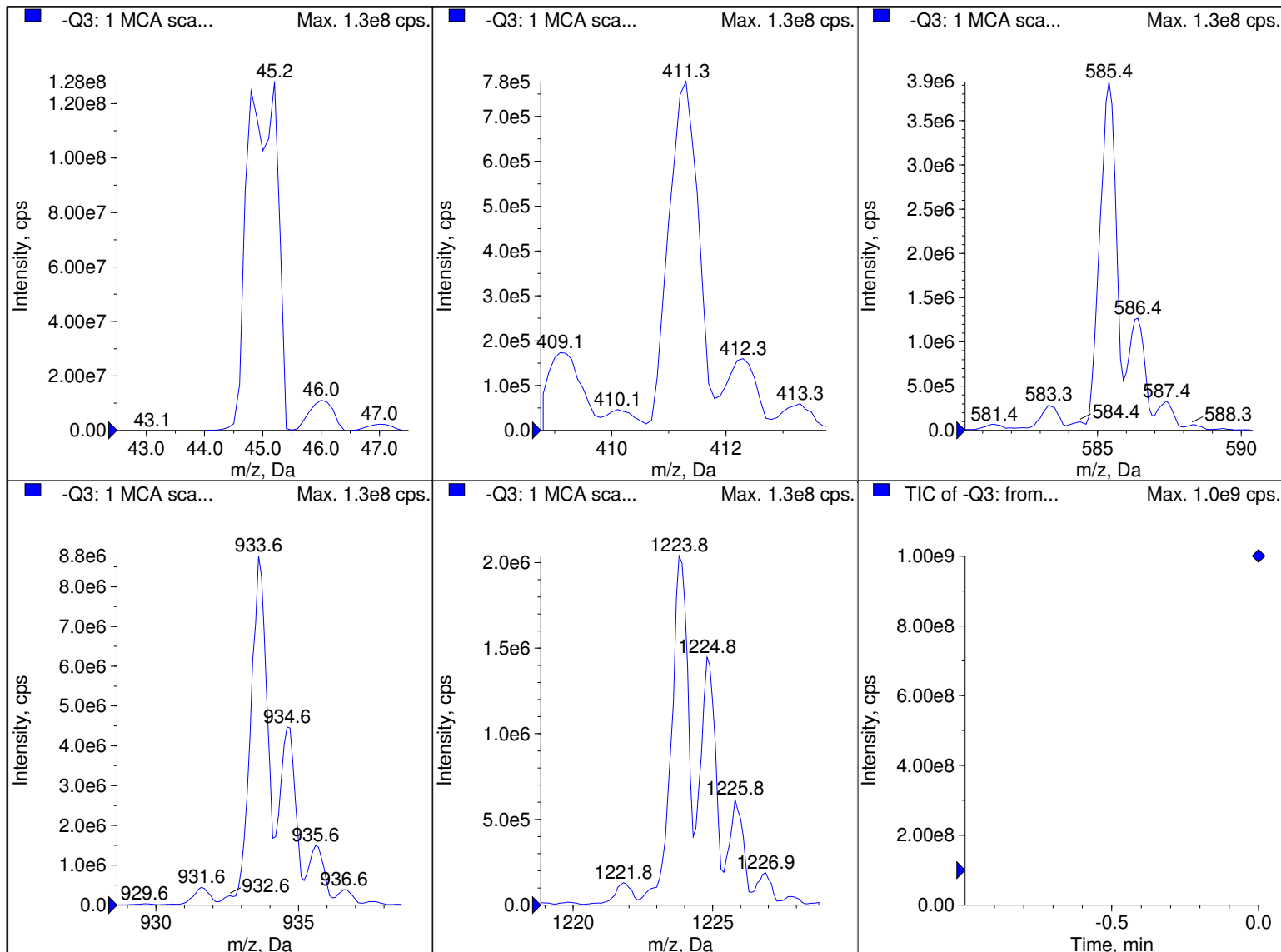
$$\text{Multiplier} = \frac{\text{Concentration of Analyte}}{\text{Concentration of PFOA}} \text{ in curve standard mix}$$

$$\text{Result} \left(\frac{\text{ng}}{\text{mL}} \right) = x * \text{Multiplier} * \text{Acid Factor}$$



Peak List for "-Q1: 1 MCA scans from Sample 1 (TuneSampleID) of MT20221111142838.wiff (Turbo Spray)"

	Target Mass (Da)	Found At (Da)	Intensity (cps)	Width (Da)	Mass Shift (Da)
1	44.9980	45.0305	1.3061e8	0.6158	-0.0325
2	411.2590	411.3148	1.5745e6	0.6085	-0.0558
3	585.3850	585.3651	3.9270e6	0.6307	0.0199
4	933.6360	933.6197	1.0205e7	0.6552	0.0163
5	1223.8450	1223.8627	3.0170e6	0.6967	-0.0177
6	1572.0970	n/a	n/a	n/a	n/a
7	1863.3060	n/a	n/a	n/a	n/a
8	1979.3890	n/a	n/a	n/a	n/a



Peak List for "-Q3: 1 MCA scans from Sample 1 (TuneSampleID) of MT20221111142403.wiff (Turbo Spray)"

	Target Mass (Da)	Found At (Da)	Intensity (cps)	Width (Da)	Mass Shift (Da)
1	44.9980	44.9799	1.2814e8	0.6414	0.0181
2	411.2590	411.2677	7.7810e5	0.6076	-8.6898e-3
3	585.3850	585.3784	3.9438e6	0.6511	6.5868e-3
4	933.6360	933.6279	8.7759e6	0.6302	8.0526e-3
5	1223.8450	1223.8609	2.0397e6	0.6225	-0.0159
6	1572.0970	n/a	n/a	n/a	n/a
7	1863.3060	n/a	n/a	n/a	n/a
8	1979.3890	n/a	n/a	n/a	n/a

Analyte	(Q1 / Q3)	Internal Standard	Multiplier	AcidFactor	Function	Qualifier
PFBA	(212.9 / 169.0)	13C4_PFBA_EIS	4.0000	1.0000	y = 0.33209 x (std. dev. = 0.01240) (weighting: None)	%RSE=3.7
PFPeA	(262.9 / 219.0)	13C5_PFPeA_EIS	2.0000	1.0000	y = 0.45268 x (std. dev. = 0.03428) (weighting: None)	%RSE=7.6
PFHxA	(313.0 / 269.0)	13C5_PFHxA_EIS	1.0000	1.0000	y = 0.45363 x (std. dev. = 0.01311) (weighting: None)	%RSE=2.9
PFHpA	(363.0 / 319.0)	13C4_PFHpA_EIS	1.0000	1.0000	y = 0.45149 x (std. dev. = 0.02901) (weighting: None)	%RSE=6.4
PFOA	(413.0 / 369.0)	13C8_PFOA_EIS	1.0000	1.0000	y = 0.47390 x (std. dev. = 0.02405) (weighting: None)	%RSE=5.1
PFNA	(463.0 / 419.0)	13C9_PFNA_EIS	1.0000	1.0000	y = 0.84500 x (std. dev. = 0.05421) (weighting: None)	%RSE=6.4
PFDA	(513.0 / 469.0)	13C6_PFDA_EIS	1.0000	1.0000	y = 0.92195 x (std. dev. = 0.06627) (weighting: None)	%RSE=7.2
PFUnA	(563.0 / 519.0)	13C7_PFUnA_EIS	1.0000	1.0000	y = 0.74528 x (std. dev. = 0.07353) (weighting: None)	%RSE=9.9
PFDoA	(613.0 / 569.0)	13C2_PFDoA_EIS	1.0000	1.0000	y = 0.80102 x (std. dev. = 0.06222) (weighting: None)	%RSE=7.8
PFTTrDA	(663.0 / 619.0)	13C2_PFTTrDA_EIS	1.0000	1.0000	y = 0.66105 x (std. dev. = 0.10764) (weighting: None)	%RSE=16.3
PFTeDA	(713.0 / 669.0)	13C2_PFTeDA_EIS	1.0000	1.0000	y = 0.95705 x (std. dev. = 0.11854) (weighting: None)	%RSE=12.4
PFBS	(298.9 / 80.0)	13C3_PFBS_EIS	1.0000	0.8847	y = 0.24164 x (std. dev. = 0.01541) (weighting: None)	%RSE=6.4
PFPeS	(349.0 / 80.0)	13C3_PFPeS_EIS	1.0000	0.9384	y = 0.88020 x (std. dev. = 0.05216) (weighting: None)	%RSE=5.9
PFHxS	(399.0 / 80.0)	13C3_PFHxS_EIS	1.0000	0.9110	y = 0.72440 x (std. dev. = 0.03591) (weighting: None)	%RSE=5.0
PFHpS	(449.0 / 80.0)	13C8_PFOA_EIS	1.0000	0.9514	y = 0.42173 x (std. dev. = 0.02988) (weighting: None)	%RSE=7.1
PFOS	(499.0 / 80.0)	13C8_PFOA_EIS	1.0000	0.9275	y = 0.50970 x (std. dev. = 0.03059) (weighting: None)	%RSE=6.0
PFNS	(549.0 / 80.0)	13C8_PFOA_EIS	1.0000	0.9599	y = 0.60657 x (std. dev. = 0.03125) (weighting: None)	%RSE=5.2
PFDS	(599.0 / 80.0)	13C8_PFOA_EIS	1.0000	0.9631	y = 0.75099 x (std. dev. = 0.04265) (weighting: None)	%RSE=5.7
PFDoS	(698.9 / 80.0)	13C8_PFOA_EIS	1.0000	0.9696	y = 0.39463 x (std. dev. = 0.04574) (weighting: None)	%RSE=11.6
4:2FTS	(327.0 / 307.0)	13C2_4:2FTS_EIS	4.0000	0.9345	y = 2.98035 x (std. dev. = 0.24214) (weighting: None)	%RSE=8.1
6:2FTS	(427.0 / 407.0)	13C2_6:2FTS_EIS	4.0000	0.9490	y = 1.46534 x (std. dev. = 0.08435) (weighting: None)	%RSE=5.8
8:2FTS	(527.0 / 507.0)	13C2_8:2FTS_EIS	4.0000	0.9583	y = 1.40461 x (std. dev. = 0.14737) (weighting: None)	%RSE=10.5
PFOSA	(498.0 / 78.0)	13C8_PFOA_EIS	1.0000	1.0000	y = 0.49766 x (std. dev. = 0.03313) (weighting: None)	%RSE=6.7
NMeFOSA	(511.9 / 219.0)	D3_NMeFOSA_EIS	4.0000	1.0000	y = 1.59569 x (std. dev. = 0.19395) (weighting: None)	%RSE=12.2
NEiFOSA	(526.0 / 219.0)	D5_NEiFOSA_EIS	4.0000	1.0000	y = 1.82381 x (std. dev. = 0.12868) (weighting: None)	%RSE=7.1
NMeFOSAA	(570.0 / 419.0)	D3_MeFOSAA_EIS	1.0000	1.0000	y = 0.18118 x (std. dev. = 0.01548) (weighting: None)	%RSE=8.5
NEiFOSAA	(584.0 / 419.0)	D5_EiFOSAA_EIS	1.0000	1.0000	y = 0.22536 x (std. dev. = 0.02619) (weighting: None)	%RSE=11.6
NMeFOSE	(616.1 / 59.0)	D7_NMeFOSE_EIS	4.0000	1.0000	y = 0.25467 x (std. dev. = 0.01813) (weighting: None)	%RSE=7.1
NEiFOSE	(630.0 / 59.0)	D9_NEiFOSE_EIS	4.0000	1.0000	y = 0.12767 x (std. dev. = 0.00843) (weighting: None)	%RSE=6.6
HFPO-DA	(285.0 / 169.0)	13C3_HFPODA_EIS	2.0000	1.0000	y = 0.15276 x (std. dev. = 0.01106) (weighting: None)	%RSE=7.2
ADONA	(377.0 / 85.0)	13C3_HFPODA_EIS	2.0000	0.9427	y = 0.59697 x (std. dev. = 0.04853) (weighting: None)	%RSE=8.1
9Cl-Pf3ONS	(531.0 / 351.0)	13C3_HFPODA_EIS	2.0000	0.9333	y = 1.67596 x (std. dev. = 0.20836) (weighting: None)	%RSE=12.4
11Cl-Pf3OUDS	(631.0 / 451.0)	13C3_HFPODA_EIS	2.0000	0.9432	y = 1.11613 x (std. dev. = 0.09455) (weighting: None)	%RSE=8.5
3:3FTCA	(241.0 / 177.0)	13C5_PFPeA_EIS	4.0000	1.0000	y = 0.03883 x (std. dev. = 0.00466) (weighting: None)	%RSE=12.0
5:3FTCA	(341.0 / 236.7)	13C5_PFHxA_EIS	4.0000	1.0000	y = 0.36948 x (std. dev. = 0.01999) (weighting: None)	%RSE=5.4
7:3FTCA	(441.0 / 317.0)	13C5_PFHxA_EIS	4.0000	1.0000	y = 0.41698 x (std. dev. = 0.02172) (weighting: None)	%RSE=5.2
PFEESA	(315.0 / 135.0)	13C5_PFHxA_EIS	2.0000	0.8925	y = 0.83150 x (std. dev. = 0.05357) (weighting: None)	%RSE=6.4
PFMPA	(229.0 / 85.0)	13C5_PFPeA_EIS	2.0000	1.0000	y = 0.12218 x (std. dev. = 0.00653) (weighting: None)	%RSE=5.3
PFMBA	(279.0 / 85.0)	13C5_PFPeA_EIS	2.0000	1.0000	y = 0.39886 x (std. dev. = 0.01939) (weighting: None)	%RSE=4.9
NFDHA	(201.0 / 85.0)	13C5_PFHxA_EIS	2.0000	1.0000	y = 0.01787 x + 0.00104 (r = 0.99801) (weighting: 1 / x)	%RSE=8.3
13C3_PFBA_IIS	(216.0 / 172.0)	13C3_PFBA_IIS	1.0000	1.0000	y = 87429.5049 x	%RSD=8.4
13C2_PFHxA_IIS	(315.1 / 270.0)	13C2_PFHxA_IIS	1.0000	1.0000	y = 131575.6029 x	%RSD=8.3
13C4_PFOA_IIS	(417.0 / 372.0)	13C4_PFOA_IIS	1.0000	1.0000	y = 125169.4661 x	%RSD=5.8
13C5_PFNA_IIS	(468.0 / 423.0)	13C5_PFNA_IIS	1.0000	1.0000	y = 99817.5077 x	%RSD=8.6
13C2_PFDA_IIS	(515.1 / 470.1)	13C2_PFDA_IIS	1.0000	1.0000	y = 103702.9640 x	%RSD=8.2
18O2_PFHxS_IIS	(403.0 / 83.9)	18O2_PFHxS_IIS	1.0000	1.0000	y = 236582.8028 x	%RSD=6.4
13C4_PFOA_IIS	(502.8 / 79.9)	13C4_PFOA_IIS	1.0000	1.0000	y = 200620.3053 x	%RSD=11.5

Analyte	(Q1 / Q3)	Internal Standard	Multiplier	AcidFactor	Function	Qualifier
13C4_PFBa_EIS	(217.0 / 172.0)	13C3_PFBa_IIS	8.0000	1.0000	y = 8.2826 x	%RSD=5.6
13C5_PFPeA_EIS	(267.9 / 223.0)	13C2_PFHxA_IIS	4.0000	1.0000	y = 2.9449 x	%RSD=12.6
13C5_PFHxA_EIS	(318.0 / 273.0)	13C2_PFHxA_IIS	2.0000	1.0000	y = 2.3544 x	%RSD=12.0
13C4_PFHpA_EIS	(367.0 / 322.0)	13C2_PFHxA_IIS	2.0000	1.0000	y = 2.0801 x	%RSD=9.5
13C8_PFOA_EIS	(421.0 / 376.0)	13C4_PFOA_IIS	2.0000	1.0000	y = 2.2100 x	%RSD=7.9
13C9_PFNA_EIS	(472.0 / 427.0)	13C5_PFNA_IIS	1.0000	1.0000	y = 1.0923 x	%RSD=12.4
13C6_PFDA_EIS	(519.0 / 474.0)	13C2_PFDA_IIS	1.0000	1.0000	y = 1.3550 x	%RSD=16.2
13C7_PFUa_EIS	(570.0 / 525.0)	13C2_PFDA_IIS	1.0000	1.0000	y = 1.9511 x	%RSD=14.4
13C2_PFDa_EIS	(615.0 / 570.0)	13C2_PFDA_IIS	1.0000	1.0000	y = 2.2003 x	%RSD=6.2
13C2_PFTeDA_EIS	(715.0 / 670.0)	13C2_PFDA_IIS	1.0000	1.0000	y = 1.3373 x	%RSD=17.8
13C3_PFBs_EIS	(302.0 / 80.0)	18O2_PFHxS_IIS	2.0000	1.0000	y = 3.2664 x	%RSD=7.3
13C3_PFHxS_EIS	(402.0 / 80.0)	18O2_PFHxS_IIS	2.0000	1.0000	y = 1.6940 x	%RSD=7.7
13C8_PFOs_EIS	(507.0 / 80.0)	13C4_PFOs_IIS	2.0000	1.0000	y = 3.2854 x	%RSD=9.7
13C2_4:2FTS_EIS	(329.0 / 81.0)	18O2_PFHxS_IIS	4.0000	1.0000	y = 0.3684 x	%RSD=9.4
13C2_6:2FTS_EIS	(429.0 / 81.0)	18O2_PFHxS_IIS	4.0000	1.0000	y = 0.4721 x	%RSD=9.4
13C2_8:2FTS_EIS	(529.0 / 81.0)	18O2_PFHxS_IIS	4.0000	1.0000	y = 0.4232 x	%RSD=14.2
13C8_PFOsA_EIS	(506.0 / 78.0)	13C4_PFOs_IIS	2.0000	1.0000	y = 4.7813 x	%RSD=10.6
D3_NMeFOsA_EIS	(515.0 / 169.0)	13C4_PFOs_IIS	2.0000	1.0000	y = 1.1912 x	%RSD=13.0
D5_NeIFOsA_EIS	(531.1 / 169.0)	13C4_PFOs_IIS	2.0000	1.0000	y = 1.1123 x	%RSD=10.8
D3_MeFOsAA_EIS	(573.0 / 419.0)	13C4_PFOs_IIS	4.0000	1.0000	y = 1.5413 x	%RSD=12.6
D5_EiFOsAA_EIS	(589.0 / 419.0)	13C4_PFOs_IIS	4.0000	1.0000	y = 1.2810 x	%RSD=15.0
D7_NMeFOsE_EIS	(623.2 / 58.9)	13C4_PFOs_IIS	20.0000	1.0000	y = 2.2913 x	%RSD=10.5
D9_NeIFOsE_EIS	(639.2 / 58.9)	13C4_PFOs_IIS	20.0000	1.0000	y = 1.2338 x	%RSD=11.7
13C3_HFOpDA_EIS	(287.0 / 169.0)	13C2_PFHxA_IIS	8.0000	1.0000	y = 5.7339 x	%RSD=7.5

x=Concentration Analyte

$$y = \text{Area Ratio} = \frac{\text{Area Analyte}}{\text{Area Internal Standard}}$$

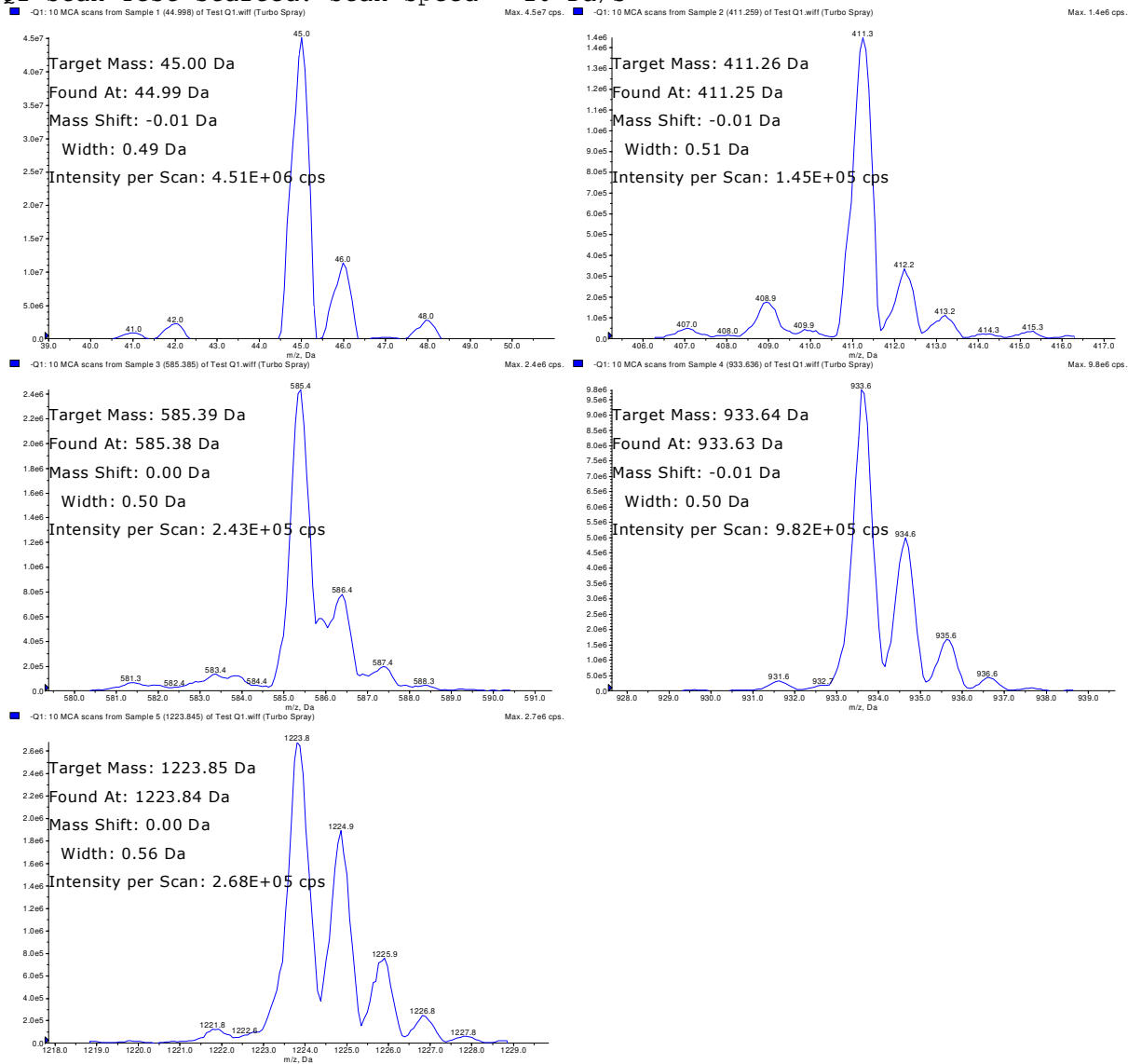
$$\text{Acid Factor} = \frac{\text{Molecular weight Acid}}{\text{Molecular weight Salt}}$$

$$\text{Multiplier} = \frac{\text{Concentration of Analyte}}{\text{Concentration of PFOA}} \text{ in curve standard mix}$$

$$\text{Result} \left(\frac{\text{ng}}{\text{mL}} \right) = x * \text{Multiplier} * \text{Acid Factor}$$

Tune 2021-11-23 Q1 NEG @ 10Da/s

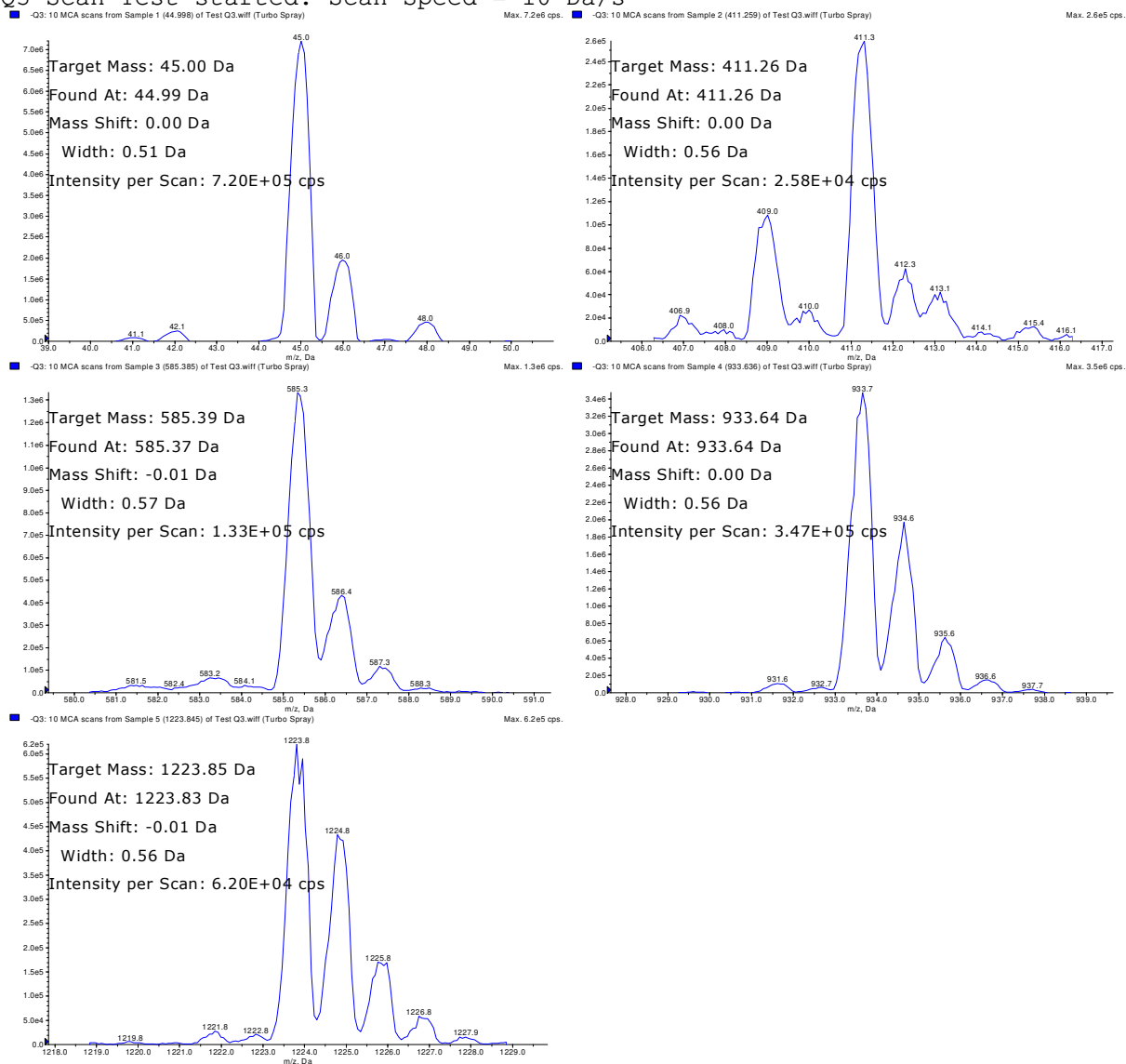
Q1 Scan Test started. Scan Speed = 10 Da/s



Target Mass	Found At	Delta	Width	Intensity	0.4<Width<0.6
45.00	44.99	-0.01	0.49	4.51E+06	PASS
411.26	411.25	-0.01	0.51	1.45E+05	PASS
585.39	585.38	0.00	0.50	2.43E+05	PASS
933.64	933.63	-0.01	0.50	9.82E+05	PASS
1223.85	1223.84	0.00	0.56	2.68E+05	PASS

Tune 2021-11-23 Q3 NEG @ 10Da/s

Q3 Scan Test started. Scan Speed = 10 Da/s



Target Mass	Found At	Delta	Width	Intensity	0.4<Width<0.6
45.00	44.99	0.00	0.51	7.20E+05	PASS
411.26	411.26	0.00	0.56	2.58E+04	PASS
585.39	585.37	-0.01	0.57	1.33E+05	PASS
933.64	933.64	0.00	0.56	3.47E+05	PASS
1223.85	1223.83	-0.01	0.56	6.20E+04	PASS

Analyte	(Q1 / Q3)	Internal Standard	Multiplier	AcidFactor	Function	Qualifier
PFBA	(213.0 / 169.0)	13C4_PFBA_EIS	4.0000	1.0000	y = 0.46716 x (std. dev. = 0.03134) (weighting: None)	%RSE=6.7
PFPeA	(263.0 / 219.0)	13C5_PFPeA_EIS	2.0000	1.0000	y = 0.47477 x (std. dev. = 0.02347) (weighting: None)	%RSE=4.9
PFHxA	(313.0 / 269.0)	13C5_PFHxA_EIS	1.0000	1.0000	y = 0.49617 x (std. dev. = 0.01601) (weighting: None)	%RSE=3.2
PFHpA	(363.0 / 319.0)	13C4_PFHpA_EIS	1.0000	1.0000	y = 0.52394 x (std. dev. = 0.02747) (weighting: None)	%RSE=5.2
PFOA	(413.0 / 369.0)	13C8_PFOA_EIS	1.0000	1.0000	y = 0.53264 x (std. dev. = 0.03029) (weighting: None)	%RSE=5.7
PFNA	(463.0 / 419.0)	13C9_PFNA_EIS	1.0000	1.0000	y = 0.96515 x (std. dev. = 0.11510) (weighting: None)	%RSE=11.9
PFDA	(513.0 / 469.0)	13C6_PFDA_EIS	1.0000	1.0000	y = 0.99166 x (std. dev. = 0.06898) (weighting: None)	%RSE=7.0
PFUnA	(563.0 / 519.0)	13C7_PFUnA_EIS	1.0000	1.0000	y = 0.91260 x (std. dev. = 0.06087) (weighting: None)	%RSE=6.7
PFDoA	(613.0 / 569.0)	13C2_PFDoA_EIS	1.0000	1.0000	y = 0.95836 x (std. dev. = 0.14827) (weighting: None)	%RSE=15.5
PFTTrDA	(663.0 / 619.0)	13C2_PFTTrDA_EIS	1.0000	1.0000	y = 0.83621 x (std. dev. = 0.14762) (weighting: None)	%RSE=17.7
PFTeDA	(713.0 / 669.0)	13C2_PFTeDA_EIS	1.0000	1.0000	y = 1.01157 x (std. dev. = 0.10486) (weighting: None)	%RSE=10.4
PFBS	(299.0 / 80.0)	13C3_PFBS_EIS	1.0000	0.8847	y = 0.28221 x (std. dev. = 0.01814) (weighting: None)	%RSE=6.4
PFPeS	(349.0 / 80.0)	13C3_PFPeS_EIS	1.0000	0.9384	y = 0.92269 x (std. dev. = 0.08680) (weighting: None)	%RSE=9.4
PFHxS	(399.0 / 80.0)	13C3_PFHxS_EIS	1.0000	0.9110	y = 0.78894 x (std. dev. = 0.05344) (weighting: None)	%RSE=6.8
PFHpS	(449.0 / 80.0)	13C8_PFOA_EIS	1.0000	0.9514	y = 0.48130 x (std. dev. = 0.03657) (weighting: None)	%RSE=7.6
PFOS	(499.0 / 80.0)	13C8_PFOA_EIS	1.0000	0.9275	y = 0.54001 x (std. dev. = 0.03944) (weighting: None)	%RSE=7.3
PFNS	(549.0 / 80.0)	13C8_PFOA_EIS	1.0000	0.9599	y = 0.63351 x (std. dev. = 0.04916) (weighting: None)	%RSE=7.8
PFDS	(599.0 / 80.0)	13C8_PFOA_EIS	1.0000	0.9631	y = 0.76856 x (std. dev. = 0.06549) (weighting: None)	%RSE=8.5
PFDoS	(699.0 / 80.0)	13C8_PFOA_EIS	1.0000	0.9696	y = 0.36436 x (std. dev. = 0.02693) (weighting: None)	%RSE=7.4
4:2FTS	(327.0 / 307.0)	13C2_4:2FTS_EIS	4.0000	0.9345	y = 3.17780 x (std. dev. = 0.28502) (weighting: None)	%RSE=9.0
6:2FTS	(427.0 / 407.0)	13C2_6:2FTS_EIS	4.0000	0.9490	y = 1.52371 x (std. dev. = 0.17052) (weighting: None)	%RSE=11.2
8:2FTS	(527.0 / 507.0)	13C2_8:2FTS_EIS	4.0000	0.9583	y = 1.49481 x (std. dev. = 0.24064) (weighting: None)	%RSE=16.1
PFOSA	(498.0 / 78.0)	13C8_PFOA_EIS	1.0000	1.0000	y = 0.57985 x (std. dev. = 0.05759) (weighting: None)	%RSE=9.9
NMeFOSA	(512.0 / 219.0)	D3_NMeFOSA_EIS	4.0000	1.0000	y = 1.94281 x (std. dev. = 0.24042) (weighting: None)	%RSE=12.4
NEiFOSA	(526.0 / 219.0)	D5_NEiFOSA_EIS	4.0000	1.0000	y = 1.98380 x (std. dev. = 0.16643) (weighting: None)	%RSE=8.4
NMeFOSAA	(570.0 / 419.0)	D3_MeFOSAA_EIS	1.0000	1.0000	y = 0.22686 x (std. dev. = 0.02481) (weighting: None)	%RSE=10.9
NEiFOSAA	(584.0 / 419.0)	D5_EiFOSAA_EIS	1.0000	1.0000	y = 0.24645 x (std. dev. = 0.03357) (weighting: None)	%RSE=13.6
NMeFOSE	(616.0 / 59.0)	D7_NMeFOSE_EIS	4.0000	1.0000	y = 0.24418 x (std. dev. = 0.01638) (weighting: None)	%RSE=6.7
NEiFOSE	(630.0 / 59.0)	D9_NEiFOSE_EIS	4.0000	1.0000	y = 1.15135e-4 x ² + 0.10842 x + -0.00219 (r = 0.99964) (weighting: 1 / x)	%RSE=5.7
HFPO-DA	(285.0 / 169.0)	13C3_HFPODA_EIS	2.0000	1.0000	y = 0.17354 x (std. dev. = 0.01053) (weighting: None)	%RSE=6.1
ADONA	(377.0 / 85.0)	13C3_HFPODA_EIS	2.0000	0.9427	y = 0.65193 x (std. dev. = 0.06261) (weighting: None)	%RSE=9.6
9Cl-Pf3ONS	(531.0 / 351.0)	13C3_HFPODA_EIS	2.0000	0.9333	y = 1.76270 x (std. dev. = 0.18956) (weighting: None)	%RSE=10.8
11Cl-Pf3OUDS	(631.0 / 451.0)	13C3_HFPODA_EIS	2.0000	0.9432	y = 1.00828 x (std. dev. = 0.10858) (weighting: None)	%RSE=10.8
3:3FTCA	(241.0 / 177.0)	13C5_PFPeA_EIS	4.0000	1.0000	y = 0.03264 x (std. dev. = 0.00312) (weighting: None)	%RSE=9.5
5:3FTCA	(341.0 / 236.7)	13C5_PFHxA_EIS	4.0000	1.0000	y = 0.30377 x (std. dev. = 0.01914) (weighting: None)	%RSE=6.3
7:3FTCA	(441.0 / 317.0)	13C5_PFHxA_EIS	4.0000	1.0000	y = 0.39571 x (std. dev. = 0.02270) (weighting: None)	%RSE=5.7
PFEESA	(315.0 / 135.0)	13C5_PFHxA_EIS	2.0000	0.8925	y = 0.81312 x (std. dev. = 0.07653) (weighting: None)	%RSE=9.4
PFMPA	(229.0 / 85.0)	13C5_PFPeA_EIS	2.0000	1.0000	y = 0.13866 x (std. dev. = 0.01119) (weighting: None)	%RSE=8.1
PFMBA	(279.0 / 85.0)	13C5_PFPeA_EIS	2.0000	1.0000	y = 0.39540 x (std. dev. = 0.02942) (weighting: None)	%RSE=7.4
NFDHA	(295.0 / 201.0)	13C5_PFHxA_EIS	2.0000	1.0000	y = 0.48708 x (std. dev. = 0.02917) (weighting: None)	%RSE=6.0
13C3_PFBA_IIS	(216.0 / 172.0)	13C3_PFBA_IIS	1.0000	1.0000	y = 215351.7500 x	%RSD=7.9
13C2_PFHxA_IIS	(315.0 / 270.0)	13C2_PFHxA_IIS	1.0000	1.0000	y = 379614.2469 x	%RSD=4.2
13C4_PFOA_IIS	(417.0 / 372.0)	13C4_PFOA_IIS	1.0000	1.0000	y = 360969.3315 x	%RSD=5.9
13C5_PFNA_IIS	(468.0 / 423.0)	13C5_PFNA_IIS	1.0000	1.0000	y = 294062.4054 x	%RSD=6.3
13C2_PFDA_IIS	(515.0 / 470.1)	13C2_PFDA_IIS	1.0000	1.0000	y = 340648.6865 x	%RSD=6.9
18O2_PFHxS_IIS	(403.0 / 83.9)	18O2_PFHxS_IIS	1.0000	1.0000	y = 605087.5488 x	%RSD=4.0
13C4_PFOS_IIS	(503.0 / 79.9)	13C4_PFOS_IIS	1.0000	1.0000	y = 644809.1635 x	%RSD=8.9

Analyte	(Q1 / Q3)	Internal Standard	Multiplier	AcidFactor	Function	Qualifier
13C4_PFBa_EIS	(217.0 / 172.0)	13C3_PFBa_IIS	8.0000	1.0000	y = 8.0318 x	%RSD=1.9
13C5_PFPaA_EIS	(268.0 / 223.0)	13C2_PFHxA_IIS	4.0000	1.0000	y = 3.0178 x	%RSD=6.7
13C5_PFHxA_EIS	(318.0 / 273.0)	13C2_PFHxA_IIS	2.0000	1.0000	y = 2.0466 x	%RSD=5.2
13C4_PFHpA_EIS	(367.0 / 322.0)	13C2_PFHxA_IIS	2.0000	1.0000	y = 1.7779 x	%RSD=6.1
13C8_PFOA_EIS	(421.0 / 376.0)	13C4_PFOA_IIS	2.0000	1.0000	y = 2.0463 x	%RSD=5.4
13C9_PFNA_EIS	(472.0 / 427.0)	13C5_PFNA_IIS	1.0000	1.0000	y = 1.0390 x	%RSD=8.7
13C6_PFDA_EIS	(519.0 / 474.0)	13C2_PFDA_IIS	1.0000	1.0000	y = 1.2079 x	%RSD=6.6
13C7_PFUaA_EIS	(570.0 / 525.0)	13C2_PFDA_IIS	1.0000	1.0000	y = 1.4855 x	%RSD=13.8
13C2_PFDaA_EIS	(615.0 / 570.0)	13C2_PFDA_IIS	1.0000	1.0000	y = 1.4824 x	%RSD=7.1
13C2_PFTeDA_EIS	(715.0 / 670.0)	13C2_PFDA_IIS	1.0000	1.0000	y = 0.9393 x	%RSD=11.6
13C3_PFBs_EIS	(302.0 / 80.0)	18O2_PFHxS_IIS	2.0000	1.0000	y = 3.0269 x	%RSD=7.8
13C3_PFHxS_EIS	(402.0 / 80.0)	18O2_PFHxS_IIS	2.0000	1.0000	y = 1.6390 x	%RSD=6.8
13C8_PFOs_EIS	(507.0 / 80.0)	13C4_PFOs_IIS	2.0000	1.0000	y = 2.4102 x	%RSD=9.3
13C2_4:2FTS_EIS	(329.0 / 81.0)	18O2_PFHxS_IIS	4.0000	1.0000	y = 0.6840 x	%RSD=9.9
13C2_6:2FTS_EIS	(429.0 / 81.0)	18O2_PFHxS_IIS	4.0000	1.0000	y = 0.9050 x	%RSD=10.4
13C2_8:2FTS_EIS	(529.0 / 81.0)	18O2_PFHxS_IIS	4.0000	1.0000	y = 1.1407 x	%RSD=12.2
13C8_PFOsA_EIS	(506.0 / 78.0)	13C4_PFOs_IIS	2.0000	1.0000	y = 2.8131 x	%RSD=12.5
D3_NMeFOsA_EIS	(515.0 / 169.0)	13C4_PFOs_IIS	2.0000	1.0000	y = 0.5320 x	%RSD=15.4
D5_NEtFOsA_EIS	(531.0 / 169.0)	13C4_PFOs_IIS	2.0000	1.0000	y = 0.4872 x	%RSD=10.3
D3_MeFOsAA_EIS	(573.0 / 419.0)	13C4_PFOs_IIS	4.0000	1.0000	y = 1.5167 x	%RSD=8.6
D5_EtFOsAA_EIS	(589.0 / 419.0)	13C4_PFOs_IIS	4.0000	1.0000	y = 1.1761 x	%RSD=14.8
D7_NMeFOsE_EIS	(623.0 / 58.9)	13C4_PFOs_IIS	20.0000	1.0000	y = 1.1622 x	%RSD=11.8
D9_NEtFOsE_EIS	(639.0 / 58.9)	13C4_PFOs_IIS	20.0000	1.0000	y = 0.5359 x	%RSD=12.4
13C3_HFOpDA_EIS	(287.0 / 169.0)	13C2_PFHxA_IIS	8.0000	1.0000	y = 4.5797 x	%RSD=6.0

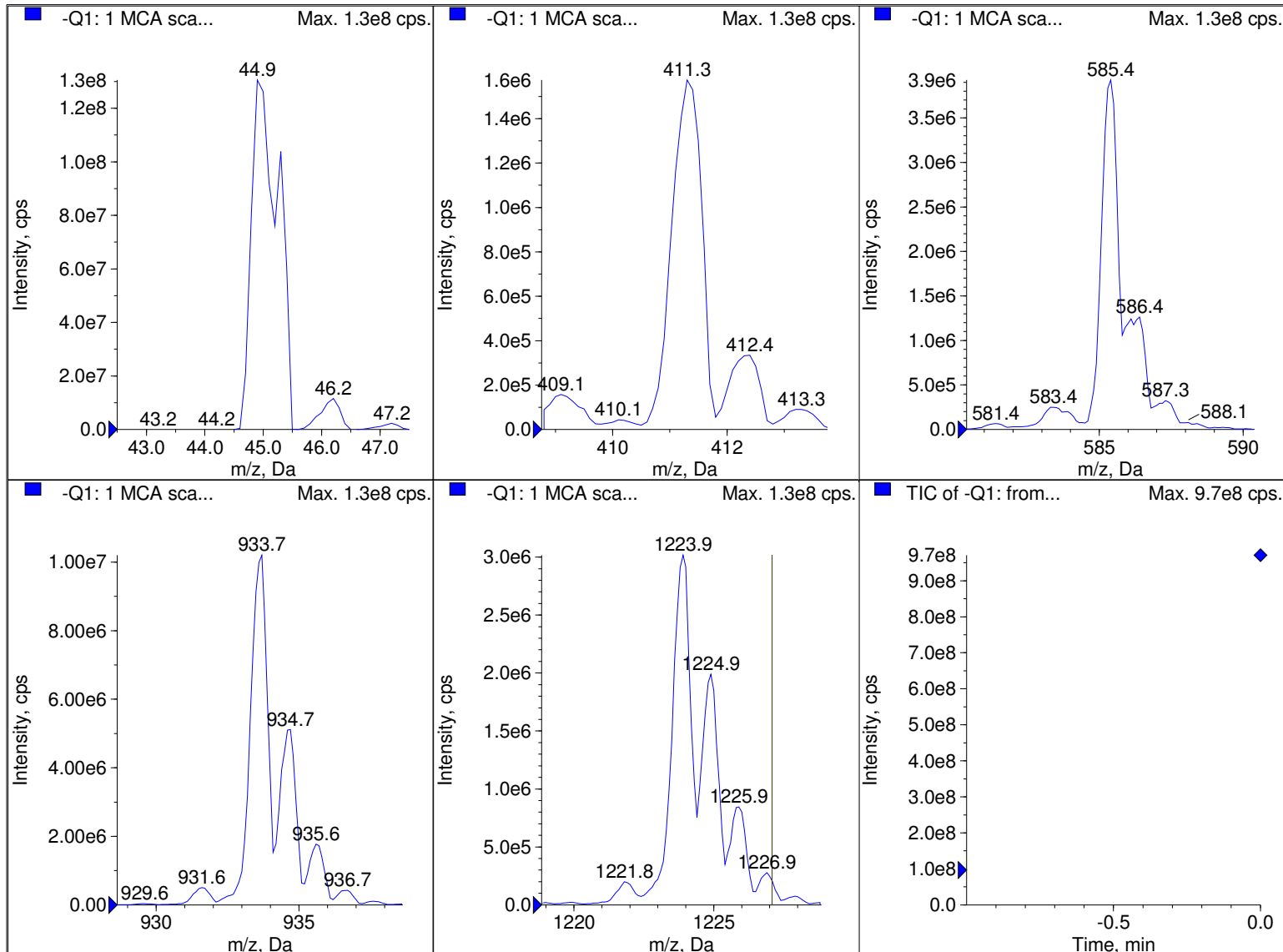
x= Concentration Analyte

$$y = \text{Area Ratio} = \frac{\text{Area Analyte}}{\text{Area Internal Standard}}$$

$$\text{Acid Factor} = \frac{\text{Molecular weight Acid}}{\text{Molecular weight Salt}}$$

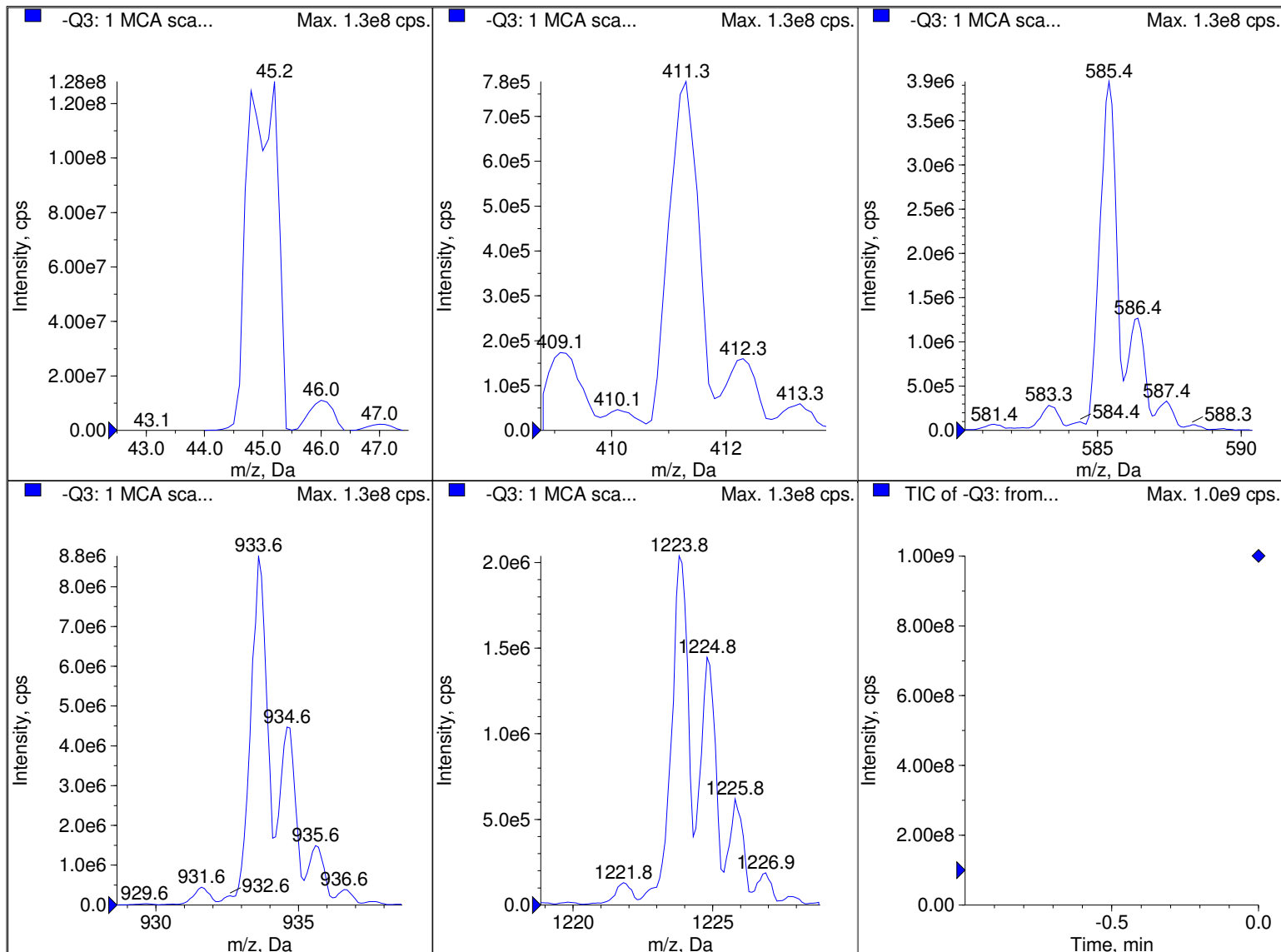
$$\text{Multiplier} = \frac{\text{Concentration of Analyte}}{\text{Concentration of PFOA}} \text{ in curve standard mix}$$

$$\text{Result} \left(\frac{\text{ng}}{\text{mL}} \right) = x * \text{Multiplier} * \text{Acid Factor}$$



Peak List for "-Q1: 1 MCA scans from Sample 1 (TuneSampleID) of MT20221111142838.wiff (Turbo Spray)"

	Target Mass (Da)	Found At (Da)	Intensity (cps)	Width (Da)	Mass Shift (Da)
1	44.9980	45.0305	1.3061e8	0.6158	-0.0325
2	411.2590	411.3148	1.5745e6	0.6085	-0.0558
3	585.3850	585.3651	3.9270e6	0.6307	0.0199
4	933.6360	933.6197	1.0205e7	0.6552	0.0163
5	1223.8450	1223.8627	3.0170e6	0.6967	-0.0177
6	1572.0970	n/a	n/a	n/a	n/a
7	1863.3060	n/a	n/a	n/a	n/a
8	1979.3890	n/a	n/a	n/a	n/a

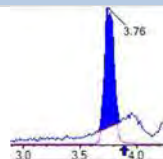
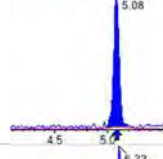
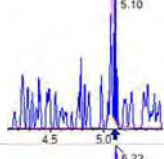
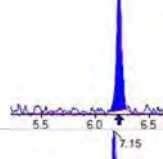
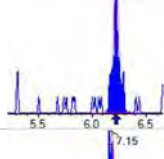
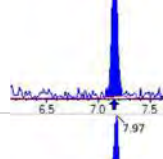
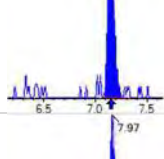
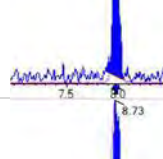
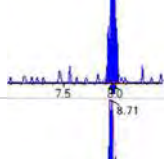
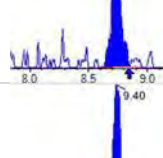
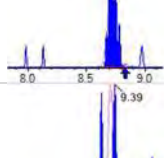
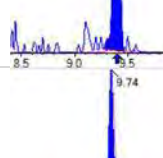
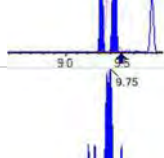
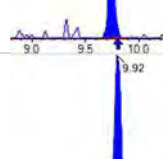
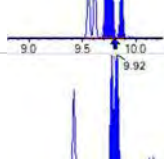
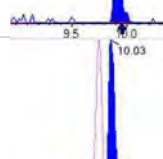
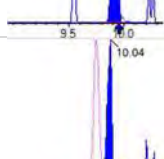
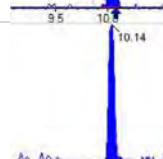
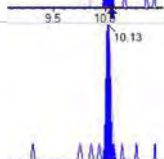

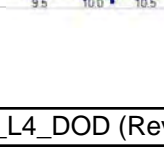


Peak List for "-Q3: 1 MCA scans from Sample 1 (TuneSampleID) of MT20221111142403.wiff (Turbo Spray)"

	Target Mass (Da)	Found At (Da)	Intensity (cps)	Width (Da)	Mass Shift (Da)
1	44.9980	44.9799	1.2814e8	0.6414	0.0181
2	411.2590	411.2677	7.7810e5	0.6076	-8.6898e-3
3	585.3850	585.3784	3.9438e6	0.6511	6.5868e-3
4	933.6360	933.6279	8.7759e6	0.6302	8.0526e-3
5	1223.8450	1223.8609	2.0397e6	0.6225	-0.0159
6	1572.0970	n/a	n/a	n/a	n/a
7	1863.3060	n/a	n/a	n/a	n/a
8	1979.3890	n/a	n/a	n/a	n/a

Table B-15b

Initial Calibration: SB03724 i

Analyte	(Q1 / Q3) Area Counts*min	R.T. (R.T [min], R.R.T.) (Δ RT-Imin, Δ RT-CVmin, Δ RT ion[s])	S / N	Ion Ratio IR Vs MP% IR Vs CV%	Concentration True ng/mL	Q.C. Rec. {Area%CV}	Primary Transition	Confirmation Transition	Flag
PFBA	(212.9 / 169.0) 25781	(3.76, 1.00) (0.00, N/A, 0.0)	43.5	N/A 0.0 0.0	0.3882 [0.4000]	97.1%			
PFPeA	(262.9 / 219.0) 17847 (262.9 / 69.0) 162	(5.08, 1.00) (0.00, N/A, -1.3)	199.8 13.4	0.0091 77.8 77.8	0.2078 [0.2000]	103.9%			
PFHxA	(313.0 / 269.0) 13693 (313.0 / 119.0) 1538	(6.22, 1.00) (0.00, N/A, 0.0)	89.1 47.8	0.1123 125.0 125.0	0.1036 [0.1000]	103.6%			
PFHpA	(363.0 / 319.0) 11926 (363.0 / 169.0) 3136	(7.15, 1.00) (0.00, N/A, 0.5)	68.6 57.5	0.2629 91.6 91.6	0.1046 [0.1000]	104.6%			
PFOA	(413.0 / 369.0) 12021 (413.0 / 169.0) 4817	(7.97, 1.00) (0.00, N/A, 0.3)	50.0 113.4	0.4007 123.9 123.9	0.0965 [0.1000]	96.5%			
PFNA	(463.0 / 419.0) 8277 (463.0 / 169.0) 2329	(8.73, 1.00) (0.02, N/A, 1.3)	40.5 42.9	0.2814 139.8 139.8	0.0958 [0.1000]	95.8%			
PFDA	(513.0 / 469.0) 11062 (513.0 / 169.0) 933	(9.40, 1.00) (0.00, N/A, 0.5)	43.7 543.8	0.0843 95.0 95.0	0.0938 [0.1000]	93.8%			
PFUnA	(563.0 / 519.0) 15161 (563.0 / 169.0) 1385	(9.74, 1.00) (-0.01, N/A, -0.5)	98.1 321.6	0.0913 85.0 85.0	0.1074 [0.1000]	107.4%			
PFDoA	(613.0 / 569.0) 17290 (613.0 / 169.0) 2146	(9.92, 1.00) (0.01, N/A, 0.1)	121.5 517.4	0.1241 104.2 104.2	0.0930 [0.1000]	93.0%			
PFTTrDA	(663.0 / 619.0) 19206 (663.0 / 169.0) 4240	(10.03, 1.01) (N/A, -0.04, -0.6)	346.0 363.7	0.2208 118.5 118.5	0.1176 [0.1000]	117.6%			
PFTeDA	(713.0 / 669.0) 16468 (713.0 / 169.0) 3042	(10.14, 1.00) (0.00, N/A, 0.2)	139.9 103.2	0.1847 93.8 93.8	0.1140 [0.1000]	114.0%			



Chemist: ABK
Instrument: Saphira
Type: Sciex Q3 5500

Sample I.D.: SB03724-CAL1
DF, IV: 1, 10.0µL
Acquisition Method: 1633 2022-12-07.dam

Quant Method: 1633 - 2022-12-07
Path: S2022-12-07A13.wiff-0
Acquired: 2022/12/07 - 14:12

Analyte	(Q1 / Q3) Area Counts*min	R.T. (R.T [min], R.R.T.) (ΔRT-Imin, ΔRT-CVmin, ΔRT ion[s])	S / N	Ion Ratio IR Vs MP% IR Vs CV%	Concentration True ng/mL	Q.C. Rec. {Area%CV}	Primary Transition	Confirmation Transition	Flag
PFBS	(298.9 / 80.0) 17035 (298.9 / 99.0) 13089	(6.20, 1.00) (0.00, N/A, -0.1)	335.6 259.0	0.7683 113.4 113.4	0.0894 [0.0885]	101.0%			
PFPeS	(349.0 / 80.0) 31850 (349.0 / 99.0) 12090	(7.24, 0.89) (N/A, -0.13, 0.0)	461.3 277.0	0.3796 104.1 104.1	0.0952 [0.0938]	101.4%			
PFHxS	(399.0 / 80.0) 26336 (399.0 / 99.0) 7255	(8.12, 1.00) (0.00, N/A, 0.7)	2128900.3 248.1	0.2755 79.9 79.9	0.0888 [0.0911]	97.4%			
PFHpS	(449.0 / 80.0) 24076 (449.0 / 99.0) 6122	(8.89, 0.93) (N/A, -0.11, -0.2)	445.4 549.4	0.2543 89.5 89.5	0.0994 [0.0951]	104.5%			
PFOS	(499.0 / 80.0) 29327 (499.0 / 99.0) 5692	(9.53, 1.00) (0.00, N/A, -0.2)	134.2 2206.7	0.1941 75.4 75.4	0.0978 [0.0927]	105.4%			MI5 DG 2022-12-08
PFNS	(549.0 / 80.0) 37126 (549.0 / 99.0) 8625	(9.79, 1.03) (N/A, -0.04, -0.2)	220.9 259.0	0.2323 97.2 97.2	0.1054 [0.0960]	109.8%			
PFDS	(599.0 / 80.0) 46847 (599.0 / 99.0) 10501	(9.93, 1.04) (N/A, -0.04, -0.1)	275.1 3745.5	0.2242 96.4 96.4	0.1062 [0.0963]	110.3%			
PFDoS	(698.9 / 80.0) 27936 (698.9 / 99.0) 4856	(10.13, 1.06) (N/A, -0.03, 0.0)	1020.2 82.8	0.1738 75.0 75.0	0.1068 [0.0970]	110.1%			
4:2FTS	(327.0 / 307.0) 24230 (327.0 / 81.0) 11922	(5.88, 1.00) (0.00, N/A, 0.2)	690.1 131.6	0.4920 82.4 82.4	0.4130 [0.3738]	110.5%			
6:2FTS	(427.0 / 407.0) 13468 (427.0 / 81.0) 10682	(7.62, 1.00) (0.00, N/A, 0.3)	184.4 134.4	0.7931 110.3 110.3	0.3873 [0.3796]	102.0%			
8:2FTS	(527.0 / 507.0) 11255 (527.0 / 81.0) 8019	(9.03, 1.00) (-0.01, N/A, -0.8)	44432.1 124.0	0.7125 114.3 114.3	0.3550 [0.3833]	92.6%			

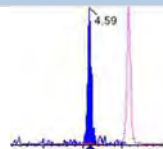
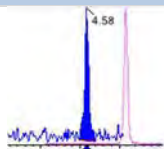
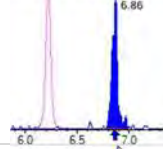
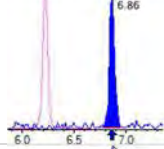
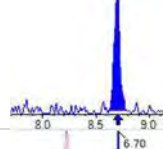
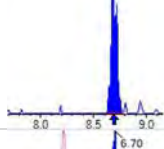
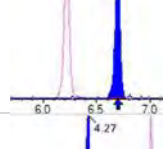
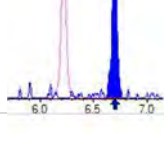
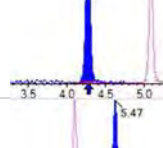
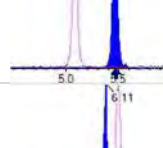
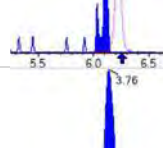
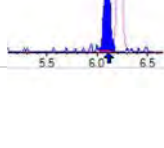
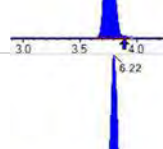
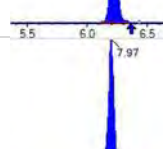
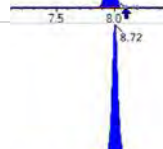



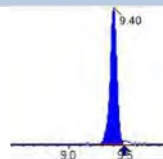
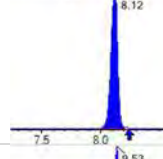
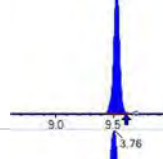
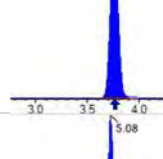
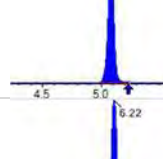
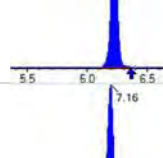
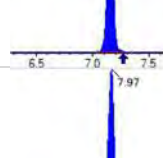
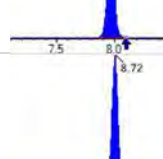
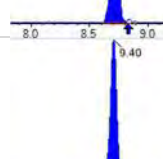
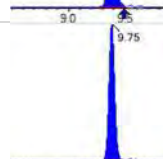

Chemist: ABK
 Instrument: Saphira
 Type: Sciex Q3 5500

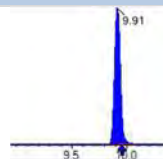
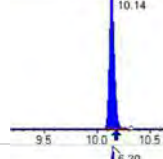
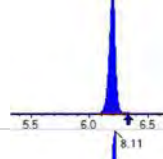
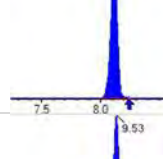
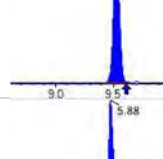
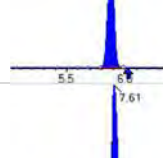
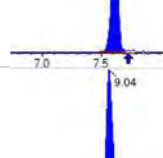
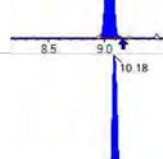
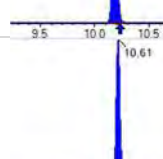
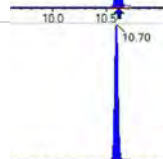

Sample I.D.: SB03724-CAL1
 DF, IV: 1, 10.0µL
 Acquisition Method: 1633 2022-12-07.dam

Quant Method: 1633 - 2022-12-07
 Path: S2022-12-07A13.wiff- 0
 Acquired: 2022/12/07 - 14:12

Analyte	(Q1 / Q3) Area Counts*min	R.T. (R.T [min], R.R.T.) (ΔRT-Imin, ΔRT-CVmin, ΔRT ion[s])	S / N	Ion Ratio IR Vs MP% IR Vs CV%	Concentration True ng/mL	Q.C. Rec. {Area%CV}	Primary Transition	Confirmation Transition	Flag
PFOSA	(498.0 / 78.0) 52008 (498.0 / 478.0) 1699	(10.18, 1.00) (0.00, N/A, 0.2)	292.3 699.4	0.0327 136.8 136.8	0.1066 [0.1000]	106.6%			
NMeFOSA	(511.9 / 219.0) 46631 (511.9 / 169.0) 32649	(10.61, 1.00) (0.00, N/A, 0.1)	686.5 497.1	0.7002 105.0 105.0	0.4268 [0.4000]	106.7%			
NEIFOSA	(526.0 / 219.0) 53673 (526.0 / 169.0) 54110	(10.70, 1.00) (0.00, N/A, 0.0)	899.1 692.8	1.0082 92.5 92.5	0.4268 [0.4000]	106.7%			
NMeFOSAA	(570.0 / 419.0) 6046 (570.0 / 483.0) 2476	(9.57, 1.00) (0.02, N/A, 1.4)	2036.1 627.5	0.4095 88.3 88.3	0.1189 [0.1000]	118.9%			MI5 DG 2022-12-08
NEIFOSAA	(584.0 / 419.0) 4169 (584.0 / 526.0) 4129	(9.71, 1.00) (-0.01, N/A, -0.8)	128.8 134.6	0.9905 163.2 163.2	0.0859 [0.1000]	85.9%			IR2,
NMeFOSE	(616.1 / 59.0) 11851	(10.58, 1.00) (0.01, N/A, 0.0)	145.3	N/A 0.0 0.0	0.3715 [0.4000]	92.9%			
NEtFOSE	(630.0 / 59.0) 3479	(10.68, 1.00) (0.01, N/A, 0.0)	157.5	N/A 0.0 0.0	0.4476 [0.4000]	111.9%			
HFPO-DA	(285.0 / 169.0) 12292 (285.0 / 185.0) 33479	(6.58, 1.00) (0.00, N/A, 0.1)	325.8 333.6	2.7236 98.2 98.2	0.2241 [0.2000]	112.1%			
ADONA	(377.0 / 85.0) 41500 (377.0 / 251.0) 5217	(7.47, 1.14) (N/A, -0.12, -0.3)	414.5 31.8	0.1257 100.0 100.0	0.1871 [0.1885]	99.2%			
9CI-Pf3ONS	(531.0 / 351.0) 135088 (533.0 / 353.0) 40122	(9.75, 1.48) (N/A, -0.05, 0.0)	457.4 258.5	0.2970 89.0 89.0	0.2213 [0.1867]	118.6%			
11CI-PF3OUDS	(631.0 / 451.0) 77677 (633.0 / 453.0) 23937	(10.02, 1.52) (N/A, -0.03, 0.2)	570.4 347.5	0.3082 95.2 95.2	0.1850 [0.1886]	98.1%			

Analyte	(Q1 / Q3) Area Counts*min	R.T. (R.T [min], R.R.T.) (Δ RT-Imin, Δ RT-CVmin, Δ RT ion[s])	S / N	Ion Ratio IR Vs MP% IR Vs CV%	Concentration True ng/mL	Q.C. Rec. {Area%CV}	Primary Transition	Confirmation Transition	Flag
3:3FTCA	(241.0 / 177.0) 1704 (241.0 / 117.0) 2935	(4.59, 0.90) (N/A, -0.15, 0.1)	103.4 58.5	1.7223 99.0 99.0	0.4039 [0.4000]	101.0%			
5:3FTCA	(341.0 / 236.7) 10822 (341.0 / 217.0) 17602	(6.86, 1.10) (N/A, -0.13, 0.1)	190.7 106.9	1.6265 95.2 95.2	0.3854 [0.4000]	96.4%			
7:3FTCA	(441.0 / 317.0) 14394 (441.0 / 337.0) 12358	(8.70, 1.40) (N/A, -0.12, 0.4)	65.8 280.7	0.8586 104.1 104.1	0.3982 [0.4000]	99.5%			
PFEESA	(315.0 / 135.0) 22088 (315.0 / 83.0) 5907	(6.70, 1.08) (N/A, -0.13, 0.2)	516.8 89.5	0.2674 89.9 89.9	0.1634 [0.1785]	91.6%			
PFMPA	(229.0 / 85.0) 4759	(4.27, 0.84) (N/A, -0.15, 0.0)	191.0	N/A 0.0 0.0	0.2012 [0.2000]	100.6%			
PFMBA	(279.0 / 85.0) 15890	(5.47, 1.08) (N/A, -0.15, 0.0)	434.5	N/A 0.0 0.0	0.2156 [0.2000]	107.8%			
NFDHA	(201.0 / 85.0) 1028 (295.0 / 201.0) 4950	(6.11, 0.98) (N/A, -0.14, 0.1)	430.3 174.5	4.8160 68.8 68.8	0.2012 [0.2000]	100.6%			
13C3_PFBA_IIS	(216.0 / 172.0) 95952	(3.76, N/A) (N/A, -0.14, N/A)	1572.7	N/A	0.9982 [1.0000]	99.8% {93.9%}			
13C2_PFHxA_IIS	(315.1 / 270.0) 126569	(6.22, N/A) (N/A, -0.14, N/A)	1342.2	N/A	1.0250 [1.0000]	102.5% {102.2%}			
13C4_PFOA_IIS	(417.0 / 372.0) 118037	(7.97, N/A) (N/A, -0.12, N/A)	920.5	N/A	0.9957 [1.0000]	99.6% {104.8%}			
13C5_PFNA_IIS	(468.0 / 423.0) 95826	(8.72, N/A) (N/A, -0.12, N/A)	569.7	N/A	1.0062 [1.0000]	100.6% {93.3%}			

Analyte	(Q1 / Q3) Area Counts*min	R.T. (R.T [min], R.R.T.) (Δ RT-lmin, Δ RT-CVmin, Δ RT ion[s])	S / N	Ion Ratio IR Vs MP% IR Vs CV%	Concentration True ng/mL	Q.C. Rec. {Area%CV}	Primary Transition	Confirmation Transition	Flag
13C2_PFDA_IIS	(515.1 / 470.1) 72596	(9.40, N/A) (N/A, -0.10, N/A)	365.3	N/A	0.8812 [1.0000]	88.1% {82.0%}			
18O2_PFHxS_IIS	(403.0 / 83.9) 218149	(8.12, N/A) (N/A, -0.12, N/A)	1457.3	N/A	1.0164 [1.0000]	101.6% {98.6%}			
13C4_PFOS_IIS	(502.8 / 79.9) 200022	(9.53, N/A) (N/A, -0.08, N/A)	413.6	N/A	1.0747 [1.0000]	107.5% {98.6%}			
13C4_PFBA_EIS	(217.0 / 172.0) 697704	(3.76, N/A) (N/A, -0.14, N/A)	2352.3	N/A	7.7558 [8.0000]	96.9% {89.0%}			
13C5_PFPeA_EIS	(267.9 / 223.0) 357405	(5.08, N/A) (N/A, -0.15, N/A)	2188.4	N/A	3.8711 [4.0000]	96.8% {96.1%}			
13C5_PFHxA_EIS	(318.0 / 273.0) 262239	(6.22, N/A) (N/A, -0.14, N/A)	1263.2	N/A	2.0313 [2.0000]	101.6% {98.8%}			
13C4_PFHpA_EIS	(367.0 / 322.0) 225101	(7.16, N/A) (N/A, -0.12, N/A)	1273.6	N/A	1.9317 [2.0000]	96.6% {99.2%}			
13C8_PFOA_EIS	(421.0 / 376.0) 241672	(7.97, N/A) (N/A, -0.12, N/A)	1627.2	N/A	2.0130 [2.0000]	100.6% {95.4%}			
13C9_PFNA_EIS	(472.0 / 427.0) 89660	(8.72, N/A) (N/A, -0.11, N/A)	780.3	N/A	0.9481 [1.0000]	94.8% {97.6%}			
13C6_PFDA_EIS	(519.0 / 474.0) 116261	(9.40, N/A) (N/A, -0.09, N/A)	534.7	N/A	1.1025 [1.0000]	110.3% {94.3%}			
13C7_PFUnA_EIS	(570.0 / 525.0) 160427	(9.75, N/A) (N/A, -0.05, N/A)	749.3	N/A	1.1334 [1.0000]	113.3% {97.0%}			

Analyte	(Q1 / Q3) Area Counts*min	R.T. (R.T [min], R.R.T.) (Δ RT-lmin, Δ RT-CVmin, Δ RT ion[s])	S / N	Ion Ratio IR Vs MP% IR Vs CV%	Concentration True ng/mL	Q.C. Rec. {Area%CV}	Primary Transition	Confirmation Transition	Flag
13C2_PFDa_EIS	(615.0 / 570.0) 202146	(9.91, N/A) (N/A, -0.04, N/A)	4956.1	N/A	1.1767 [1.0000]	117.7% {87.7%}			
13C2_PFTeDA_EIS	(715.0 / 670.0) 146600	(10.14, N/A) (N/A, -0.04, N/A)	469.6	N/A	1.1625 [1.0000]	116.3% {98.5%}			
13C3_PFBs_EIS	(302.0 / 80.0) 624277	(6.20, N/A) (N/A, -0.14, N/A)	2714.2	N/A	1.9472 [2.0000]	97.4% {96.7%}			
13C3_PFHxS_EIS	(402.0 / 80.0) 353923	(8.11, N/A) (N/A, -0.12, N/A)	1739.4	N/A	1.9393 [2.0000]	97.0% {95.7%}			
13C8_PFOS_EIS	(507.0 / 80.0) 534357	(9.53, N/A) (N/A, -0.08, N/A)	1625.4	N/A	1.7525 [2.0000]	87.6% {86.7%}			
13C2_4:2FTS_EIS	(329.0 / 81.0) 67170	(5.88, N/A) (N/A, -0.14, N/A)	700.8	N/A	3.7148 [4.0000]	92.9% {92.9%}			
13C2_6:2FTS_EIS	(429.0 / 81.0) 87678	(7.61, N/A) (N/A, -0.12, N/A)	785.4	N/A	3.6143 [4.0000]	90.4% {92.4%}			
13C2_8:2FTS_EIS	(529.0 / 81.0) 80748	(9.04, N/A) (N/A, -0.12, N/A)	633.6	N/A	3.8349 [4.0000]	95.9% {91.2%}			
13C8_PFOsa_EIS	(506.0 / 78.0) 878867	(10.18, N/A) (N/A, -0.04, N/A)	876.3	N/A	1.8880 [2.0000]	94.4% {98.4%}			
D3_NMeFOSA_EIS	(515.0 / 169.0) 237740	(10.61, N/A) (N/A, -0.03, N/A)	1264.4	N/A	1.7259 [2.0000]	86.3% {91.4%}			
D5_NeIFOSA_EIS	(531.1 / 169.0) 242852	(10.70, N/A) (N/A, -0.03, N/A)	1732.0	N/A	1.9444 [2.0000]	97.2% {100.1%}			



Chemist: ABK
 Instrument: Saphira
 Type: Sciex Q3 5500

Sample I.D.: SB03724-CAL1
 DF, IV: 1, 10.0µL
 Acquisition Method: 1633 2022-12-07.dam

Quant Method: 1633 - 2022-12-07
 Path: S2022-12-07A13.wiff-0
 Acquired: 2022/12/07 - 14:12

Analyte	(Q1 / Q3) Area Counts*min	R.T. (R.T [min], R.R.T.) (ΔRT-Imin, ΔRT-CVmin, ΔRT ion[s])	S / N	Ion Ratio IR Vs MP% IR Vs CV%	Concentration True ng/mL	Q.C. Rec. {Area%CV}	Primary Transition	Confirmation Transition	Flag
D3_MeFOSAA_EIS	(573.0 / 419.0) 233192	(9.56, N/A) (N/A, -0.07, N/A)	536.0	N/A	3.4374 [4.0000]	85.9% { 85.4% }			
D5_EtFOSAA_EIS	(589.0 / 419.0) 211420	(9.72, N/A) (N/A, -0.05, N/A)	725.4	N/A	3.6260 [4.0000]	90.6% { 91.6% }			
D7_NMeFOSE_EIS	(623.2 / 58.9) 453827	(10.57, N/A) (N/A, -0.03, N/A)	1666.2	N/A	19.2890 [20.0000]	96.4% { 99.7% }			
D9_NEtFOSE_EIS	(639.2 / 58.9) 227023	(10.67, N/A) (N/A, -0.03, N/A)	2074.0	N/A	18.9374 [20.0000]	94.7% { 95.5% }			
13C3_HFPODA_EIS	(287.0 / 169.0) 660691	(6.57, N/A) (N/A, -0.13, N/A)	1464.3	N/A	7.7704 [8.0000]	97.1% { 98.4% }			

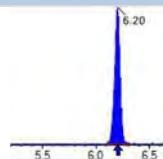
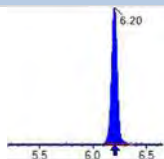
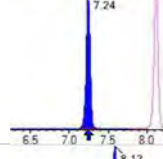
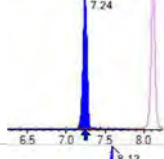
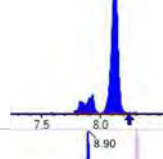
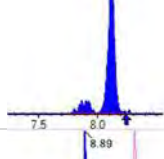
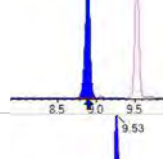
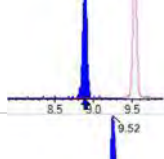
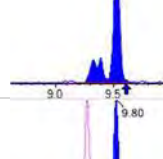
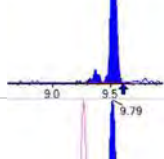
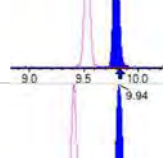
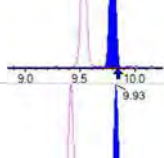
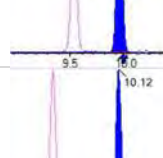
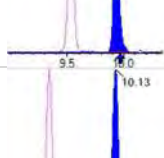
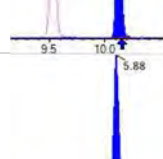
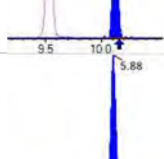
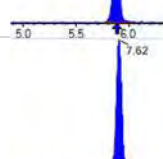
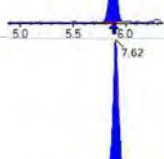
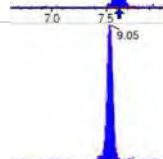
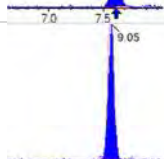

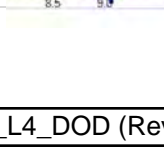


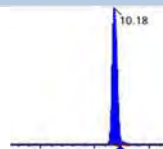
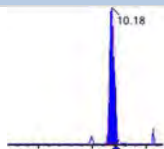
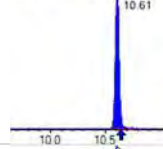
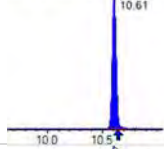
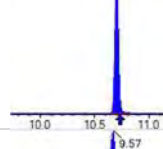
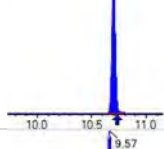
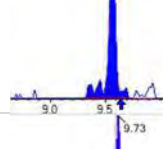
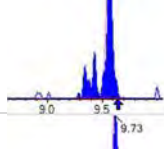
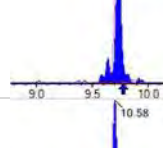
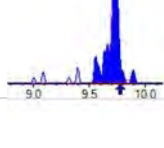
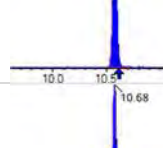
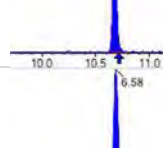
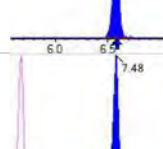
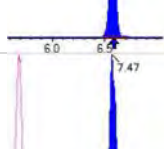
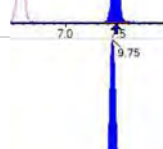
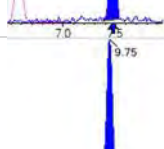
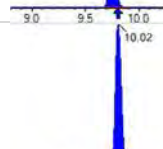
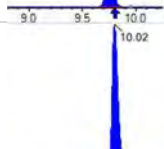

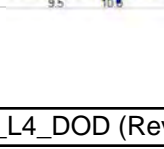
Chemist: ABK
Instrument: Saphira
Type: Sciex Q3 5500

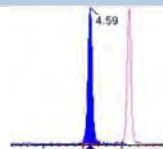
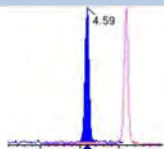
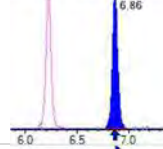
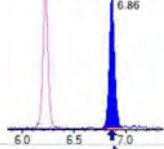
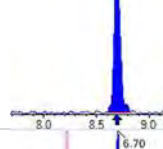
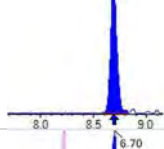
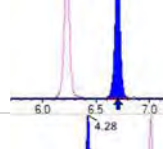
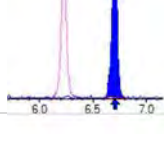
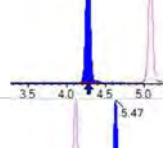
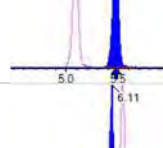
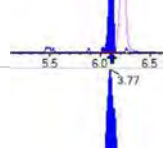
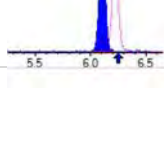
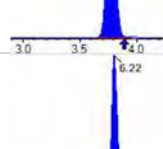
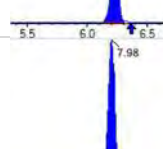
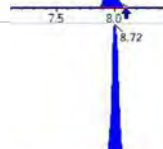

Sample I.D.: SB03724-CAL2
DF, IV: 1, 10.0µL
Acquisition Method: 1633 2022-12-07.dam

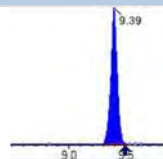
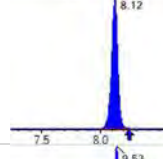
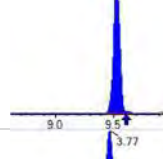
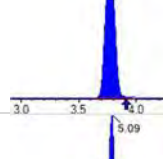
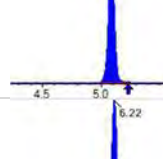
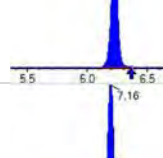
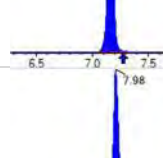

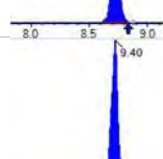


Quant Method: 1633 - 2022-12-07
Path: S2022-12-07A14.wiff-0
Acquired: 2022/12/07 - 14:24

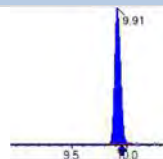
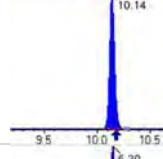
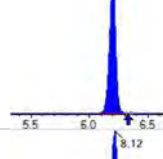
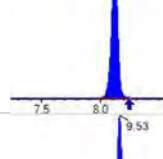
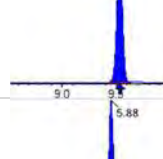
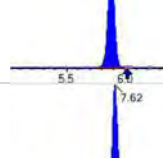
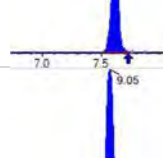
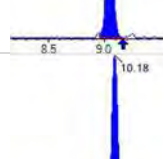
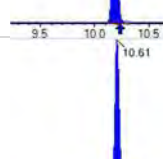
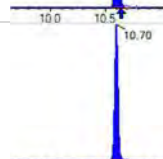

Analyte	(Q1 / Q3) Area Counts*min	R.T. (R.T [min], R.R.T.) (ΔRT-[min], ΔRT-CV[min], ΔRT ion[s])	S / N	Ion Ratio IR Vs MP% IR Vs CV%	Concentration [True] ng/mL	Q.C. Rec. {Area%CV}	Primary Transition	Confirmation Transition	Flag
PFBA	(212.9 / 169.0) 140927	(3.77, 1.00) (0.00, N/A, 0.0)	92.5	N/A 0.0 0.0	1.9899 [2.0000]	99.5%			
PFPeA	(262.9 / 219.0) 84730 (262.9 / 69.0) 1101	(5.09, 1.00) (0.00, N/A, -0.3)	833.6 66.7	0.0130 111.6 111.6	0.9936 [1.0000]	99.4%			
PFHxA	(313.0 / 269.0) 65458 (313.0 / 119.0) 6906	(6.22, 1.00) (0.00, N/A, -0.1)	280.0 100.4	0.1055 117.4 117.4	0.5291 [0.5000]	105.8%			
PFHpA	(363.0 / 319.0) 55789 (363.0 / 169.0) 16372	(7.16, 1.00) (0.00, N/A, -0.1)	323.8 235.8	0.2935 102.3 102.3	0.5066 [0.5000]	101.3%			
PFOA	(413.0 / 369.0) 59309 (413.0 / 169.0) 19149	(7.98, 1.00) (0.00, N/A, 0.2)	197.9 322.1	0.3229 99.8 99.8	0.5015 [0.5000]	100.3%			
PFNA	(463.0 / 419.0) 48714 (463.0 / 169.0) 9695	(8.73, 1.00) (0.00, N/A, -0.1)	236.9 113.0	0.1990 98.9 98.9	0.5165 [0.5000]	103.3%			
PFDA	(513.0 / 469.0) 58847 (513.0 / 169.0) 3508	(9.40, 1.00) (0.00, N/A, 0.5)	241.8 93.6	0.0596 67.1 67.1	0.5074 [0.5000]	101.5%			
PFUnA	(563.0 / 519.0) 72950 (563.0 / 169.0) 8624	(9.75, 1.00) (0.00, N/A, 0.2)	339.2 28586.8	0.1182 110.0 110.0	0.4767 [0.5000]	95.3%			
PFDoA	(613.0 / 569.0) 90313 (613.0 / 169.0) 13870	(9.92, 1.00) (0.00, N/A, 0.1)	331.9 6017.8	0.1536 129.0 129.0	0.5156 [0.5000]	103.1%			
PFTTrDA	(663.0 / 619.0) 78549 (663.0 / 169.0) 16262	(10.04, 1.01) (N/A, -0.03, 0.0)	1520.3 194.4	0.2070 111.2 111.2	0.5105 [0.5000]	102.1%			
PFTeDA	(713.0 / 669.0) 72878 (713.0 / 169.0) 10612	(10.14, 1.00) (0.00, N/A, -0.1)	480.7 179.7	0.1456 74.0 74.0	0.5171 [0.5000]	103.4%			

Analyte	(Q1 / Q3) Area Counts*min	R.T. (R.T [min], R.R.T.) (Δ RT-[min], Δ RT- CV[min], Δ RT ion[s])	S / N	Ion Ratio IR Vs MP% IR Vs CV%	Concentration [True] ng/mL	Q.C. Rec. {Area%CV}	Primary Transition	Confirmation Transition	Flag
PFBS	(298.9 / 80.0) 83218 (298.9 / 99.0) 56415	(6.20, 1.00) (0.00, N/A, 0.1)	1030.2 597.2	0.6779 100.1 100.1	0.4246 [0.4424]	96.0%			
PFPeS	(349.0 / 80.0) 158119 (349.0 / 99.0) 60916	(7.24, 0.89) (N/A, -0.12, 0.1)	1054.9 626.4	0.3853 105.6 105.6	0.4564 [0.4692]	97.3%			
PFHxS	(399.0 / 80.0) 138719 (399.0 / 99.0) 45203	(8.12, 1.00) (0.00, N/A, 0.2)	566659.5 4181735.6	0.3259 94.5 94.5	0.4516 [0.4555]	99.1%			
PFHpS	(449.0 / 80.0) 119223 (449.0 / 99.0) 33420	(8.90, 0.93) (N/A, -0.11, 0.5)	739.0 812.9	0.2803 98.6 98.6	0.4440 [0.4757]	93.3%			
PFOS	(499.0 / 80.0) 143248 (499.0 / 99.0) 38683	(9.53, 1.00) (0.00, N/A, 0.2)	195.5 722.7	0.2700 104.9 104.9	0.4307 [0.4637]	92.9%			
PFNS	(549.0 / 80.0) 164386 (549.0 / 99.0) 48284	(9.80, 1.03) (N/A, -0.04, 0.1)	587.9 764.8	0.2937 122.9 122.9	0.4209 [0.4799]	87.7%			
PFDS	(599.0 / 80.0) 209874 (599.0 / 99.0) 56328	(9.94, 1.04) (N/A, -0.04, 0.1)	660.0 793.2	0.2684 115.4 115.4	0.4291 [0.4816]	89.1%			
PFDoS	(698.9 / 80.0) 119371 (698.9 / 99.0) 33202	(10.12, 1.06) (N/A, -0.03, -0.1)	646.4 1248.0	0.2781 120.1 120.1	0.4115 [0.4848]	84.9%			
4:2FTS	(327.0 / 307.0) 117110 (327.0 / 81.0) 64115	(5.88, 1.00) (0.00, N/A, 0.0)	1411.5 556.5	0.5475 91.7 91.7	1.9300 [1.8691]	103.3%			
6:2FTS	(427.0 / 407.0) 70152 (427.0 / 81.0) 50953	(7.62, 1.00) (0.00, N/A, 0.2)	479.4 417.4	0.7263 101.0 101.0	1.9606 [1.8981]	103.3%			
8:2FTS	(527.0 / 507.0) 58956 (527.0 / 81.0) 39303	(9.05, 1.00) (0.00, N/A, -0.2)	17855.3 322.6	0.6667 106.9 106.9	2.1011 [1.9166]	109.6%			

Analyte	(Q1 / Q3) Area Counts*min	R.T. (R.T [min], R.R.T.) (Δ RT-[min], Δ RT- CV[min], Δ RT ion[s])	S / N	Ion Ratio IR Vs MP% IR Vs CV%	Concentration [True] ng/mL	Q.C. Rec. {Area%CV}	Primary Transition	Confirmation Transition	Flag
PFOSA	(498.0 / 78.0) 235597 (498.0 / 478.0) 6231	(10.18, 1.00) (0.00, N/A, 0.1)	914.5 29871.6	0.0264 110.8 110.8	0.5094 [0.5000]	101.9%			
NMeFOSA	(511.9 / 219.0) 259215 (511.9 / 169.0) 158306	(10.61, 1.00) (0.00, N/A, 0.0)	1551.1 1226.5	0.6107 91.6 91.6	2.3504 [2.0000]	117.5%			
NEIFOSA	(526.0 / 219.0) 251156 (526.0 / 169.0) 264203	(10.70, 1.00) (0.00, N/A, 0.0)	1822.9 1602.1	1.0519 96.5 96.5	1.9998 [2.0000]	100.0%			
NMeFOSAA	(570.0 / 419.0) 22125 (570.0 / 483.0) 15670	(9.57, 1.00) (0.01, N/A, -0.1)	178.1 2626.8	0.7083 152.7 152.7	0.4166 [0.5000]	83.3%			IR2,
NEIFOSAA	(584.0 / 419.0) 26464 (584.0 / 526.0) 16647	(9.73, 1.00) (0.01, N/A, -0.1)	8294.2 593683.0	0.6290 103.7 103.7	0.5626 [0.5000]	112.5%			
NMeFOSE	(616.1 / 59.0) 60075	(10.58, 1.00) (0.01, N/A, 0.0)	726.9	N/A 0.0 0.0	1.9912 [2.0000]	99.6%			
NEtFOSE	(630.0 / 59.0) 15508	(10.68, 1.00) (0.01, N/A, 0.0)	556.5	N/A 0.0 0.0	2.0877 [2.0000]	104.4%			
HFPO-DA	(285.0 / 169.0) 56561 (285.0 / 185.0) 164593	(6.58, 1.00) (0.00, N/A, 0.0)	779.6 1258.0	2.9100 105.0 105.0	0.9906 [1.0000]	99.1%			
ADONA	(377.0 / 85.0) 206123 (377.0 / 251.0) 25367	(7.48, 1.14) (N/A, -0.12, 0.4)	1049.5 145.7	0.1231 97.9 97.9	0.8928 [0.9427]	94.7%			
9CI-Pf3ONS	(531.0 / 351.0) 600912 (533.0 / 353.0) 200618	(9.75, 1.48) (N/A, -0.04, 0.0)	1617.4 854.9	0.3339 100.0 100.0	0.9458 [0.9333]	101.3%			
11CI-PF3OUDS	(631.0 / 451.0) 401716 (633.0 / 453.0) 124883	(10.02, 1.52) (N/A, -0.03, 0.2)	1250.3 481.9	0.3109 96.1 96.1	0.9190 [0.9432]	97.4%			

Analyte	(Q1 / Q3) Area Counts*min	R.T. (R.T [min], R.R.T.) (Δ RT-[min], Δ RT- CV[min], Δ RT ion[s])	S / N	Ion Ratio IR Vs MP% IR Vs CV%	Concentration [True] ng/mL	Q.C. Rec. {Area%CV}	Primary Transition	Confirmation Transition	Flag
3:3FTCA	(241.0 / 177.0) 8564 (241.0 / 117.0) 13826	(4.59, 0.90) (N/A, -0.14, 0.1)	403.9 283.0	1.6144 92.7 92.7	2.0444 [2.0000]	102.2%			
5:3FTCA	(341.0 / 236.7) 54387 (341.0 / 217.0) 79942	(6.86, 1.10) (N/A, -0.13, 0.1)	592.8 326.4	1.4699 86.1 86.1	2.0691 [2.0000]	103.5%			
7:3FTCA	(441.0 / 317.0) 67268 (441.0 / 337.0) 56455	(8.69, 1.40) (N/A, -0.12, 0.3)	219.3 332.5	0.8393 101.7 101.7	1.9876 [2.0000]	99.4%			
PFEESA	(315.0 / 135.0) 115647 (315.0 / 83.0) 36543	(6.70, 1.08) (N/A, -0.13, 0.1)	1301.0 335.3	0.3160 106.3 106.3	0.9141 [0.8925]	102.4%			
PFMPA	(229.0 / 85.0) 26678	(4.28, 0.84) (N/A, -0.14, 0.0)	707.9	N/A 0.0 0.0	1.1361 [1.0000]	113.6%			
PFMBA	(279.0 / 85.0) 72490	(5.47, 1.08) (N/A, -0.14, 0.0)	1112.7	N/A 0.0 0.0	0.9905 [1.0000]	99.1%			
NFDHA	(201.0 / 85.0) 3197 (295.0 / 201.0) 18989	(6.11, 0.98) (N/A, -0.13, 0.3)	369.6 631.7	5.9391 84.9 84.9	0.9570 [1.0000]	95.7%			
13C3_PFBA_IIS	(216.0 / 172.0) 101063	(3.77, N/A) (N/A, -0.13, N/A)	1670.8	N/A	1.0514 [1.0000]	105.1% {98.9%}			
13C2_PFHxA_IIS	(315.1 / 270.0) 134882	(6.22, N/A) (N/A, -0.14, N/A)	1884.4	N/A	1.0923 [1.0000]	109.2% {109.0%}			
13C4_PFOA_IIS	(417.0 / 372.0) 119020	(7.98, N/A) (N/A, -0.12, N/A)	1213.6	N/A	1.0040 [1.0000]	100.4% {105.7%}			
13C5_PFNA_IIS	(468.0 / 423.0) 94217	(8.72, N/A) (N/A, -0.12, N/A)	809.2	N/A	0.9893 [1.0000]	98.9% {91.7%}			

Analyte	(Q1 / Q3) Area Counts*min	R.T. (R.T [min], R.R.T.) (Δ RT-[min], Δ RT- CV[min], Δ RT ion[s])	S / N	Ion Ratio IR Vs MP% IR Vs CV%	Concentration [True] ng/mL	Q.C. Rec. {Area%CV}	Primary Transition	Confirmation Transition	Flag
13C2_PFDA_IIS	(515.1 / 470.1) 81747	(9.39, N/A) (N/A, -0.10, N/A)	1033.9	N/A	0.9923 [1.0000]	99.2% { 92.3% }			
18O2_PFHxS_IIS	(403.0 / 83.9) 208121	(8.12, N/A) (N/A, -0.12, N/A)	1345.3	N/A	0.9697 [1.0000]	97.0% { 94.1% }			
13C4_PFOS_IIS	(502.8 / 79.9) 187757	(9.53, N/A) (N/A, -0.08, N/A)	774.1	N/A	1.0088 [1.0000]	100.9% { 92.5% }			
13C4_PFBA_EIS	(217.0 / 172.0) 744076	(3.77, N/A) (N/A, -0.13, N/A)	2930.1	N/A	7.8530 [8.0000]	98.2% { 95.0% }			
13C5_PFPeA_EIS	(267.9 / 223.0) 354834	(5.09, N/A) (N/A, -0.14, N/A)	2235.3	N/A	3.6064 [4.0000]	90.2% { 95.4% }			
13C5_PFHxA_EIS	(318.0 / 273.0) 245500	(6.22, N/A) (N/A, -0.14, N/A)	1779.5	N/A	1.7844 [2.0000]	89.2% { 92.5% }			
13C4_PFHpA_EIS	(367.0 / 322.0) 217413	(7.16, N/A) (N/A, -0.12, N/A)	1365.6	N/A	1.7507 [2.0000]	87.5% { 95.8% }			
13C8_PFOA_EIS	(421.0 / 376.0) 229470	(7.98, N/A) (N/A, -0.12, N/A)	971.9	N/A	1.8955 [2.0000]	94.8% { 90.6% }			
13C9_PFNA_EIS	(472.0 / 427.0) 97835	(8.72, N/A) (N/A, -0.11, N/A)	724.3	N/A	1.0522 [1.0000]	105.2% { 106.5% }			
13C6_PFDA_EIS	(519.0 / 474.0) 114332	(9.40, N/A) (N/A, -0.09, N/A)	791.2	N/A	0.9629 [1.0000]	96.3% { 92.7% }			
13C7_PFUnA_EIS	(570.0 / 525.0) 173833	(9.75, N/A) (N/A, -0.04, N/A)	642.6	N/A	1.0906 [1.0000]	109.1% { 105.2% }			

Analyte	(Q1 / Q3) Area Counts*min	R.T. (R.T [min], R.R.T.) (Δ RT-[min], Δ RT- CV[min], Δ RT ion[s])	S / N	Ion Ratio IR Vs MP% IR Vs CV%	Concentration [True] ng/mL	Q.C. Rec. {Area%CV}	Primary Transition	Confirmation Transition	Flag
13C2_PFDa_EIS	(615.0 / 570.0) 190365	(9.91, N/A) (N/A, -0.04, N/A)	621.6	N/A	0.9841 [1.0000]	98.4% { 82.6% }			
13C2_PFTeDA_EIS	(715.0 / 670.0) 142983	(10.14, N/A) (N/A, -0.04, N/A)	634.5	N/A	1.0069 [1.0000]	100.7% { 96.1% }			
13C3_PFBs_EIS	(302.0 / 80.0) 642009	(6.20, N/A) (N/A, -0.14, N/A)	1918.3	N/A	2.0990 [2.0000]	104.9% { 99.5% }			
13C3_PFHxS_EIS	(402.0 / 80.0) 366436	(8.12, N/A) (N/A, -0.12, N/A)	1436.2	N/A	2.1046 [2.0000]	105.2% { 99.0% }			
13C8_PFOS_EIS	(507.0 / 80.0) 592538	(9.53, N/A) (N/A, -0.08, N/A)	1052.1	N/A	2.0702 [2.0000]	103.5% { 96.2% }			
13C2_4:2FTS_EIS	(329.0 / 81.0) 69477	(5.88, N/A) (N/A, -0.14, N/A)	601.0	N/A	4.0275 [4.0000]	100.7% { 96.1% }			
13C2_6:2FTS_EIS	(429.0 / 81.0) 90228	(7.62, N/A) (N/A, -0.12, N/A)	750.0	N/A	3.8986 [4.0000]	97.5% { 95.1% }			
13C2_8:2FTS_EIS	(529.0 / 81.0) 71473	(9.05, N/A) (N/A, -0.11, N/A)	416.6	N/A	3.5580 [4.0000]	88.9% { 80.7% }			
13C8_PFOsa_EIS	(506.0 / 78.0) 832923	(10.18, N/A) (N/A, -0.04, N/A)	1457.1	N/A	1.9062 [2.0000]	95.3% { 93.3% }			
D3_NMeFOsa_EIS	(515.0 / 169.0) 239981	(10.61, N/A) (N/A, -0.03, N/A)	1167.1	N/A	1.8560 [2.0000]	92.8% { 92.3% }			
D5_NEiFOsa_EIS	(531.1 / 169.0) 242542	(10.70, N/A) (N/A, -0.03, N/A)	2012.0	N/A	2.0688 [2.0000]	103.4% { 100.0% }			



Chemist: ABK
 Instrument: Saphira
 Type: Sciex Q3 5500

Sample I.D.: SB03724-CAL2
 DF, IV: 1, 10.0µL
 Acquisition Method: 1633 2022-12-07.dam

Quant Method: 1633 - 2022-12-07
 Path: S2022-12-07A14.wiff-0
 Acquired: 2022/12/07 - 14:24

Analyte	(Q1 / Q3) Area Counts*min	R.T. (R.T [min], R.R.T.) (ΔRT-I[min], ΔRT-CV[min], ΔRT ion[s])	S / N	Ion Ratio IR Vs MP% IR Vs CV%	Concentration [True] ng/mL	Q.C. Rec. {Area%CV}	Primary Transition	Confirmation Transition	Flag
D3_MeFOSAA_EIS	(573.0 / 419.0) 243583	(9.56, N/A) (N/A, -0.07, N/A)	655.8	N/A	3.8252 [4.0000]	95.6% { 89.2% }			
D5_EtFOSAA_EIS	(589.0 / 419.0) 205042	(9.72, N/A) (N/A, -0.05, N/A)	594.3	N/A	3.7463 [4.0000]	93.7% { 88.9% }			
D7_NMeFOSE_EIS	(623.2 / 58.9) 429189	(10.57, N/A) (N/A, -0.03, N/A)	1740.3	N/A	19.4335 [20.0000]	97.2% { 94.3% }			
D9_NEtFOSE_EIS	(639.2 / 58.9) 216965	(10.67, N/A) (N/A, -0.03, N/A)	1975.4	N/A	19.2807 [20.0000]	96.4% { 91.3% }			
13C3_HFPODA_EIS	(287.0 / 169.0) 687782	(6.58, N/A) (N/A, -0.13, N/A)	1687.1	N/A	7.5905 [8.0000]	94.9% { 102.4% }			

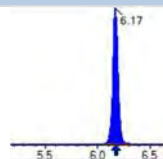
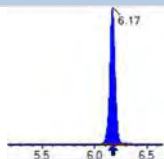
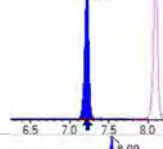
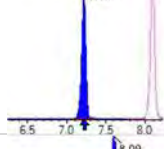
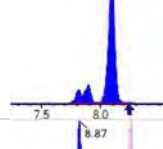
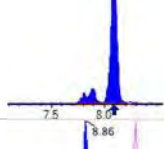
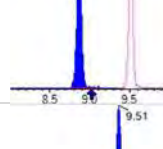
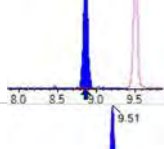
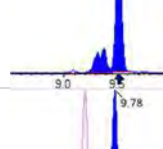
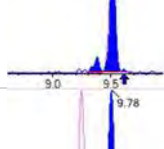
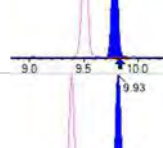
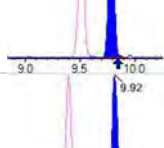
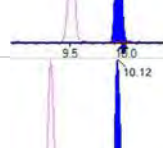
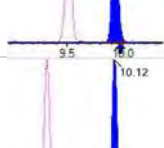
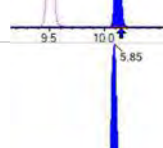
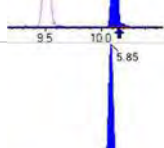
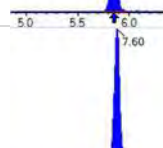
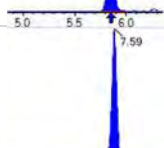
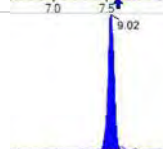
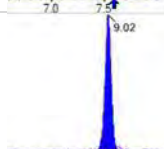

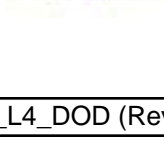


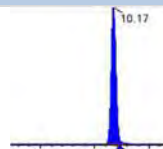
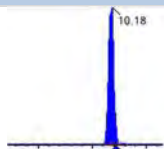
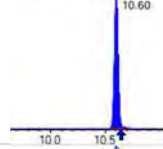
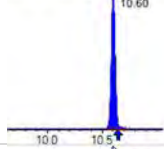
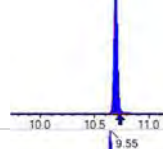
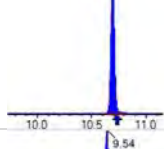
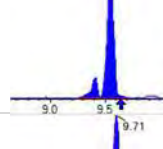
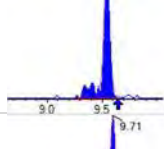
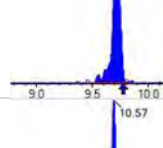
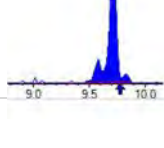
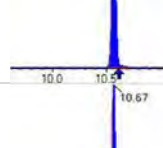
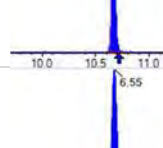
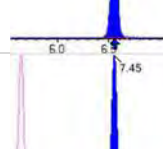
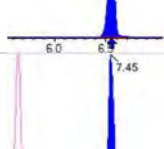
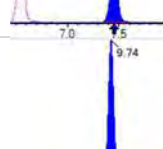
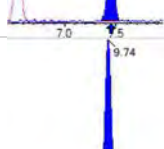
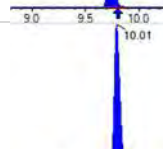
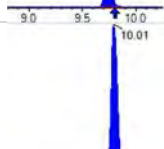

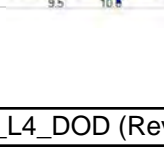
Chemist: ABK
 Instrument: Saphira
 Type: Sciex Q3 5500

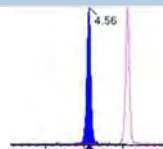
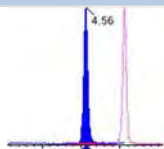
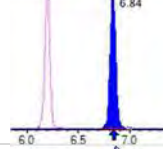
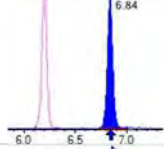
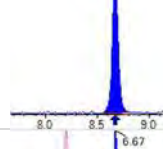
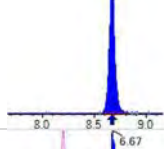
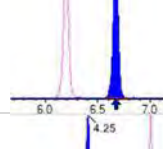
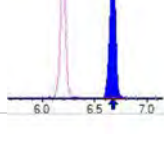
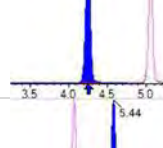
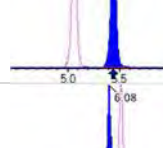
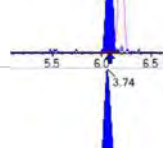
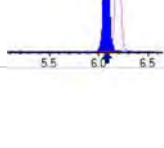
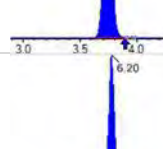
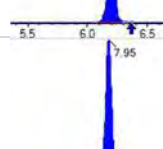
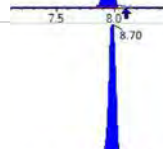

Sample I.D.: SB03724-CAL3
 DF, IV: 1, 10.0µL
 Acquisition Method: 1633 2022-12-07.dam

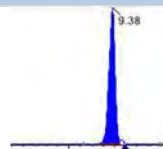
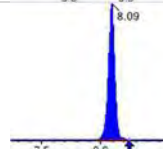
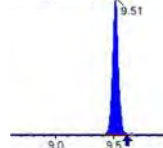
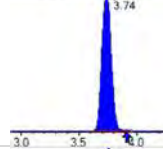
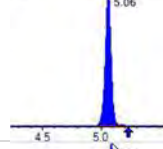
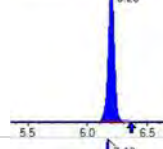
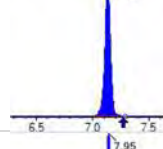
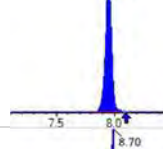
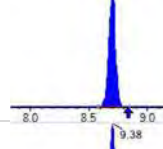
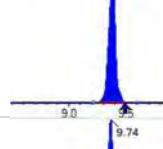
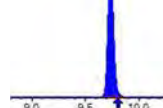
Quant Method: 1633 - 2022-12-07
 Path: S2022-12-07A15.wiff-0
 Acquired: 2022/12/07 - 14:37

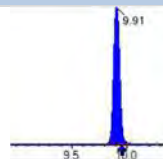
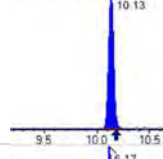
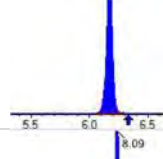
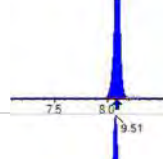
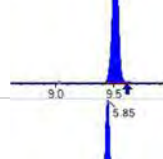
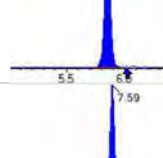
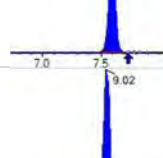
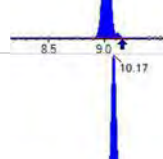
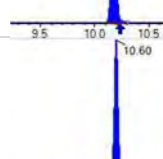
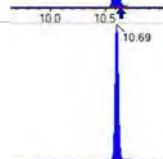

Analyte	(Q1 / Q3) Area Counts*min	R.T. (R.T [min], R.R.T.) (ΔRT-[min], ΔRT- CV[min], ΔRT ion[s])	S / N	Ion Ratio IR Vs MP% IR Vs CV%	Concentration [True] ng/mL	Q.C. Rec. {Area%CV}	Primary Transition	Confirmation Transition	Flag
PFBA	(212.9 / 169.0) 300036	(3.74, 1.00) (0.00, N/A, 0.0)	140.4	N/A 0.0 0.0	4.0038 [4.0000]	100.1%			
PFPeA	(262.9 / 219.0) 181207 (262.9 / 69.0) 2137	(5.06, 1.00) (0.00, N/A, 0.3)	1378.8 83.8	0.0118 101.3 101.3	1.9861 [2.0000]	99.3%			
PFHxA	(313.0 / 269.0) 128354 (313.0 / 119.0) 13855	(6.20, 1.00) (0.00, N/A, 0.1)	510.8 255.4	0.1079 120.1 120.1	0.9420 [1.0000]	94.2%			
PFHpA	(363.0 / 319.0) 122717 (363.0 / 169.0) 35507	(7.13, 1.00) (0.00, N/A, -0.1)	532.7 485.6	0.2893 100.9 100.9	0.9834 [1.0000]	98.3%			
PFOA	(413.0 / 369.0) 135806 (413.0 / 169.0) 42907	(7.95, 1.00) (0.00, N/A, 0.0)	476.2 479.5	0.3159 97.7 97.7	1.0800 [1.0000]	108.0%			
PFNA	(463.0 / 419.0) 98054 (463.0 / 169.0) 18747	(8.70, 1.00) (0.00, N/A, 0.0)	334.9 96.3	0.1912 95.0 95.0	1.0737 [1.0000]	107.4%			
PFDA	(513.0 / 469.0) 119437 (513.0 / 169.0) 13271	(9.38, 1.00) (0.00, N/A, 0.0)	398.9 9125.2	0.1111 125.1 125.1	1.0936 [1.0000]	109.4%			
PFUnA	(563.0 / 519.0) 160671 (563.0 / 169.0) 14453	(9.74, 1.00) (0.00, N/A, 0.1)	615.5 316.8	0.0900 83.7 83.7	1.0024 [1.0000]	100.2%			
PFDoA	(613.0 / 569.0) 185369 (613.0 / 169.0) 21562	(9.91, 1.00) (0.00, N/A, -0.3)	563.4 105.2	0.1163 97.7 97.7	1.0516 [1.0000]	105.2%			
PFTTrDA	(663.0 / 619.0) 159563 (663.0 / 169.0) 32429	(10.03, 1.01) (N/A, -0.04, -0.1)	637.4 194.1	0.2032 109.1 109.1	1.0305 [1.0000]	103.1%			
PFTTeDA	(713.0 / 669.0) 160214 (713.0 / 169.0) 28263	(10.14, 1.00) (0.00, N/A, 0.1)	741.3 536.4	0.1764 89.6 89.6	1.0334 [1.0000]	103.3%			

Analyte	(Q1 / Q3) Area Counts*min	R.T. (R.T [min], R.R.T.) (Δ RT-[min], Δ RT- CV[min], Δ RT ion[s])	S / N	Ion Ratio IR Vs MP% IR Vs CV%	Concentration [True] ng/mL	Q.C. Rec. {Area%CV}	Primary Transition	Confirmation Transition	Flag
PFBS	(298.9 / 80.0) 190333 (298.9 / 99.0) 119081	(6.17 , 1.00) (0.00 , N/A , 0.0)	1290.5 1010.6	0.6256 92.3 92.3	0.9361 [0.8847]	105.8%			
PFPeS	(349.0 / 80.0) 334090 (349.0 / 99.0) 118942	(7.22 , 0.89) (N/A , -0.15 , 0.0)	1398.4 1022.5	0.3560 97.6 97.6	0.9887 [0.9384]	105.4%			
PFHxS	(399.0 / 80.0) 280660 (399.0 / 99.0) 95556	(8.09 , 1.00) (0.00 , N/A , 0.2)	103839.4 752.2	0.3405 98.7 98.7	0.9367 [0.9110]	102.8%			
PFHpS	(449.0 / 80.0) 259971 (449.0 / 99.0) 66905	(8.87 , 0.93) (N/A , -0.14 , 0.0)	972.9 704.4	0.2574 90.5 90.5	1.0708 [0.9514]	112.6%			
PFOS	(499.0 / 80.0) 298706 (499.0 / 99.0) 61226	(9.51 , 1.00) (0.00 , N/A , -0.2)	243.1 206.1	0.2050 79.6 79.6	0.9932 [0.9275]	107.1%			
PFNS	(549.0 / 80.0) 380781 (549.0 / 99.0) 94699	(9.78 , 1.03) (N/A , -0.05 , 0.0)	1214.1 403.1	0.2487 104.1 104.1	1.0783 [0.9599]	112.3%			
PFDS	(599.0 / 80.0) 450236 (599.0 / 99.0) 104227	(9.93 , 1.04) (N/A , -0.04 , 0.2)	1090.0 1255.1	0.2315 99.5 99.5	1.0180 [0.9631]	105.7%			
PFDoS	(698.9 / 80.0) 288552 (698.9 / 99.0) 72431	(10.12 , 1.06) (N/A , -0.04 , -0.2)	2666.5 1606.6	0.2510 108.3 108.3	1.1001 [0.9696]	113.5%			
4:2FTS	(327.0 / 307.0) 233834 (327.0 / 81.0) 139551	(5.85 , 1.00) (0.00 , N/A , 0.1)	1745.3 897.1	0.5968 99.9 99.9	3.6262 [3.7381]	97.0%			
6:2FTS	(427.0 / 407.0) 150202 (427.0 / 81.0) 108903	(7.60 , 1.00) (0.00 , N/A , 0.0)	1165.8 943.7	0.7250 100.8 100.8	3.9459 [3.7962]	103.9%			
8:2FTS	(527.0 / 507.0) 130807 (527.0 / 81.0) 80708	(9.02 , 1.00) (0.00 , N/A , 0.0)	1407.5 613.6	0.6170 99.0 99.0	4.2765 [3.8332]	111.6%			

Analyte	(Q1 / Q3) Area Counts*min	R.T. (R.T [min], R.R.T.) (Δ RT-[min], Δ RT- CV[min], Δ RT ion[s])	S / N	Ion Ratio IR Vs MP% IR Vs CV%	Concentration [True] ng/mL	Q.C. Rec. {Area%CV}	Primary Transition	Confirmation Transition	Flag
PFOSA	(498.0 / 78.0) 495788 (498.0 / 478.0) 11387	(10.17, 1.00) (0.00, N/A, -0.1)	1194.0 2178.3	0.0230 96.2 96.2	0.9243 [1.0000]	92.4%			
NMeFOSA	(511.9 / 219.0) 510792 (511.9 / 169.0) 331616	(10.60, 1.00) (0.00, N/A, 0.0)	1601.5 1464.8	0.6492 97.3 97.3	4.2091 [4.0000]	105.2%			
NEIFOSA	(526.0 / 219.0) 508527 (526.0 / 169.0) 535287	(10.69, 1.00) (0.00, N/A, 0.0)	1986.8 2315.5	1.0526 96.6 96.6	3.9626 [4.0000]	99.1%			
NMeFOSAA	(570.0 / 419.0) 58028 (570.0 / 483.0) 24948	(9.55, 1.00) (0.01, N/A, 0.2)	2588.6 6739.6	0.4299 92.7 92.7	1.0029 [1.0000]	100.3%			
NEIFOSAA	(584.0 / 419.0) 48300 (584.0 / 526.0) 35594	(9.71, 1.00) (0.01, N/A, 0.3)	1230.4 1383169.4	0.7369 121.4 121.4	0.9570 [1.0000]	95.7%			
NMeFOSE	(616.1 / 59.0) 135244	(10.57, 1.00) (0.01, N/A, 0.0)	1028.0	N/A 0.0 0.0	4.3406 [4.0000]	108.5%			
NEIFOSE	(630.0 / 59.0) 33129	(10.67, 1.00) (0.01, N/A, 0.0)	1155.8	N/A 0.0 0.0	4.1625 [4.0000]	104.1%			
HFPO-DA	(285.0 / 169.0) 116223 (285.0 / 185.0) 319965	(6.55, 1.00) (0.00, N/A, 0.1)	994.8 1262.6	2.7530 99.3 99.3	2.0462 [2.0000]	102.3%			
ADONA	(377.0 / 85.0) 428525 (377.0 / 251.0) 59630	(7.45, 1.14) (N/A, -0.15, 0.1)	1867.5 284.1	0.1392 110.7 110.7	1.8659 [1.8854]	99.0%			
9CI-PF3ONS	(531.0 / 351.0) 1171497 (533.0 / 353.0) 410662	(9.74, 1.49) (N/A, -0.06, -0.1)	1741.5 1041.3	0.3505 105.0 105.0	1.8537 [1.8665]	99.3%			
11CI-PF3OUDS	(631.0 / 451.0) 884106 (633.0 / 453.0) 253813	(10.01, 1.53) (N/A, -0.04, -0.1)	2107.1 1064.4	0.2871 88.7 88.7	2.0332 [1.8864]	107.8%			

Analyte	(Q1 / Q3) Area Counts*min	R.T. (R.T [min], R.R.T.) (Δ RT-[min], Δ RT- CV[min], Δ RT ion[s])	S / N	Ion Ratio IR Vs MP% IR Vs CV%	Concentration [True] ng/mL	Q.C. Rec. {Area%CV}	Primary Transition	Confirmation Transition	Flag
3:3FTCA	(241.0 / 177.0) 17630 (241.0 / 117.0) 30453	(4.56, 0.90) (N/A, -0.18, 0.1)	501.0 502.5	1.7274 99.2 99.2	3.9333 [4.0000]	98.3%			
5:3FTCA	(341.0 / 236.7) 112336 (341.0 / 217.0) 183665	(6.84, 1.10) (N/A, -0.16, 0.0)	732.5 556.0	1.6350 95.7 95.7	3.8804 [4.0000]	97.0%			
7:3FTCA	(441.0 / 317.0) 139293 (441.0 / 337.0) 112590	(8.67, 1.40) (N/A, -0.14, 0.1)	334.8 563.1	0.8083 98.0 98.0	3.7370 [4.0000]	93.4%			
PFEESA	(315.0 / 135.0) 250986 (315.0 / 83.0) 73950	(6.67, 1.08) (N/A, -0.16, -0.1)	1135.8 638.2	0.2946 99.1 99.1	1.8013 [1.7849]	100.9%			
PFMPA	(229.0 / 85.0) 49849	(4.25, 0.84) (N/A, -0.16, 0.0)	1216.3	N/A 0.0 0.0	1.9841 [2.0000]	99.2%			
PFMBA	(279.0 / 85.0) 156577	(5.44, 1.08) (N/A, -0.17, 0.0)	1540.9	N/A 0.0 0.0	1.9996 [2.0000]	100.0%			
NFDHA	(201.0 / 85.0) 6697 (295.0 / 201.0) 42118	(6.08, 0.98) (N/A, -0.17, 0.0)	263.0 722.0	6.2896 89.9 89.9	1.9313 [2.0000]	96.6%			
13C3_PFBA_IIS	(216.0 / 172.0) 107797	(3.74, N/A) (N/A, -0.16, N/A)	1759.7	N/A	1.1214 [1.0000]	112.1% { 105.5% }			
13C2_PFHxA_IIS	(315.1 / 270.0) 129636	(6.20, N/A) (N/A, -0.16, N/A)	1054.4	N/A	1.0498 [1.0000]	105.0% { 104.7% }			
13C4_PFOA_IIS	(417.0 / 372.0) 127326	(7.95, N/A) (N/A, -0.14, N/A)	1065.8	N/A	1.0740 [1.0000]	107.4% { 113.1% }			
13C5_PFNA_IIS	(468.0 / 423.0) 101758	(8.70, N/A) (N/A, -0.14, N/A)	3334.8	N/A	1.0684 [1.0000]	106.8% { 99.1% }			

Analyte	(Q1 / Q3) Area Counts*min	R.T. (R.T [min], R.R.T.) (Δ RT-[min], Δ RT- CV[min], Δ RT ion[s])	S / N	Ion Ratio IR Vs MP% IR Vs CV%	Concentration [True] ng/mL	Q.C. Rec. {Area%CV}	Primary Transition	Confirmation Transition	Flag
13C2_PFDA_IIS	(515.1 / 470.1) 80775	(9.38, N/A) (N/A, -0.11, N/A)	3062.3	N/A	0.9805 [1.0000]	98.0% { 91.2% }			
18O2_PFHxS_IIS	(403.0 / 83.9) 218193	(8.09, N/A) (N/A, -0.15, N/A)	1371.6	N/A	1.0166 [1.0000]	101.7% { 98.6% }			
13C4_PFOS_IIS	(502.8 / 79.9) 176553	(9.51, N/A) (N/A, -0.09, N/A)	1036.7	N/A	0.9486 [1.0000]	94.9% { 87.0% }			
13C4_PFBA_EIS	(217.0 / 172.0) 787334	(3.74, N/A) (N/A, -0.16, N/A)	2690.3	N/A	7.7905 [8.0000]	97.4% { 100.5% }			
13C5_PFPeA_EIS	(267.9 / 223.0) 379649	(5.06, N/A) (N/A, -0.17, N/A)	2094.3	N/A	4.0147 [4.0000]	100.4% { 102.1% }			
13C5_PFHxA_EIS	(318.0 / 273.0) 270387	(6.20, N/A) (N/A, -0.16, N/A)	1396.9	N/A	2.0449 [2.0000]	102.2% { 101.9% }			
13C4_PFHpA_EIS	(367.0 / 322.0) 246379	(7.13, N/A) (N/A, -0.15, N/A)	1312.9	N/A	2.0643 [2.0000]	103.2% { 108.6% }			
13C8_PFOA_EIS	(421.0 / 376.0) 243968	(7.95, N/A) (N/A, -0.15, N/A)	1666.5	N/A	1.8838 [2.0000]	94.2% { 96.3% }			
13C9_PFNA_EIS	(472.0 / 427.0) 94725	(8.70, N/A) (N/A, -0.13, N/A)	979.6	N/A	0.9433 [1.0000]	94.3% { 103.1% }			
13C6_PFDA_EIS	(519.0 / 474.0) 107653	(9.38, N/A) (N/A, -0.11, N/A)	1225.1	N/A	0.9175 [1.0000]	91.8% { 87.3% }			
13C7_PFUnA_EIS	(570.0 / 525.0) 182077	(9.74, N/A) (N/A, -0.06, N/A)	1260.0	N/A	1.1561 [1.0000]	115.6% { 110.1% }			

Analyte	(Q1 / Q3) Area Counts*min	R.T. (R.T [min], R.R.T.) (Δ RT-[min], Δ RT- CV[min], Δ RT ion[s])	S / N	Ion Ratio IR Vs MP% IR Vs CV%	Concentration [True] ng/mL	Q.C. Rec. {Area%CV}	Primary Transition	Confirmation Transition	Flag
13C2_PFDa_EIS	(615.0 / 570.0) 191576	(9.91, N/A) (N/A, -0.05, N/A)	652.0	N/A	1.0023 [1.0000]	100.2% { 83.1% }			
13C2_PFTeDA_EIS	(715.0 / 670.0) 157280	(10.13, N/A) (N/A, -0.04, N/A)	882.5	N/A	1.1209 [1.0000]	112.1% { 105.7% }			
13C3_PFBs_EIS	(302.0 / 80.0) 666100	(6.17, N/A) (N/A, -0.16, N/A)	1764.0	N/A	2.0772 [2.0000]	103.9% { 103.2% }			
13C3_PFHxS_EIS	(402.0 / 80.0) 357409	(8.09, N/A) (N/A, -0.14, N/A)	1349.5	N/A	1.9580 [2.0000]	97.9% { 96.6% }			
13C8_PFOS_EIS	(507.0 / 80.0) 535755	(9.51, N/A) (N/A, -0.09, N/A)	793.6	N/A	1.9906 [2.0000]	99.5% { 86.9% }			
13C2_4:2FTS_EIS	(329.0 / 81.0) 73835	(5.85, N/A) (N/A, -0.17, N/A)	845.2	N/A	4.0826 [4.0000]	102.1% { 102.1% }			
13C2_6:2FTS_EIS	(429.0 / 81.0) 95989	(7.59, N/A) (N/A, -0.14, N/A)	965.9	N/A	3.9560 [4.0000]	98.9% { 101.1% }			
13C2_8:2FTS_EIS	(529.0 / 81.0) 77910	(9.02, N/A) (N/A, -0.14, N/A)	558.5	N/A	3.6994 [4.0000]	92.5% { 88.0% }			
13C8_PFOsa_EIS	(506.0 / 78.0) 966019	(10.17, N/A) (N/A, -0.05, N/A)	1278.9	N/A	2.3511 [2.0000]	117.6% { 108.2% }			
D3_NMeFOSA_EIS	(515.0 / 169.0) 264072	(10.60, N/A) (N/A, -0.04, N/A)	1322.7	N/A	2.1719 [2.0000]	108.6% { 101.6% }			
D5_NEiFOSA_EIS	(531.1 / 169.0) 247837	(10.69, N/A) (N/A, -0.04, N/A)	1874.1	N/A	2.2481 [2.0000]	112.4% { 102.2% }			

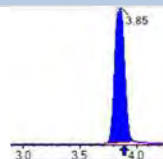
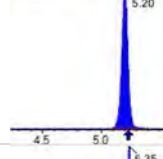
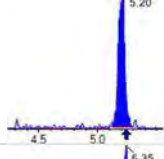
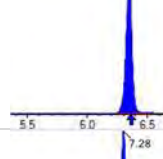
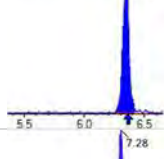
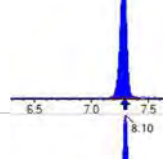
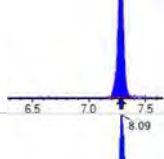
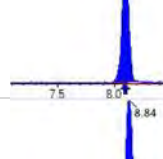
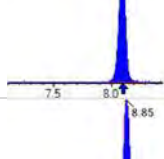
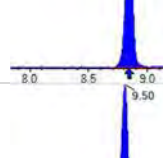
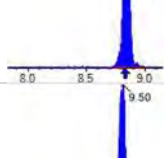
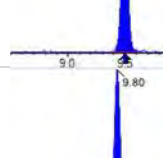

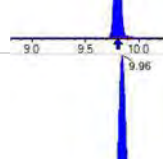
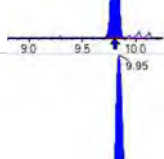
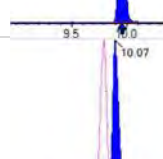
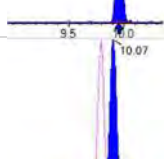
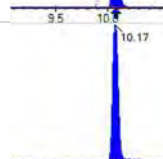
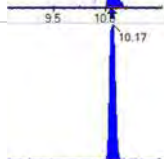

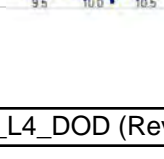


Chemist: ABK
 Instrument: Saphira
 Type: Sciex Q3 5500

Sample I.D.: SB03724-CAL3
 DF, IV: 1, 10.0µL
 Acquisition Method: 1633 2022-12-07.dam

Quant Method: 1633 - 2022-12-07
 Path: S2022-12-07A15.wiff-0
 Acquired: 2022/12/07 - 14:37

Analyte	(Q1 / Q3) Area Counts*min	R.T. (R.T [min], R.R.T.) (ΔRT-I[min], ΔRT-CV[min], ΔRT ion[s])	S / N	Ion Ratio IR Vs MP% IR Vs CV%	Concentration [True] ng/mL	Q.C. Rec. {Area%CV}	Primary Transition	Confirmation Transition	Flag
D3_MeFOSAA_EIS	(573.0 / 419.0) 265404	(9.54 , N/A) (N/A , -0.09 , N/A)	793.5	N/A	4.4323 [4.0000]	110.8% { 97.2% }			
D5_EtFOSAA_EIS	(589.0 / 419.0) 219993	(9.71 , N/A) (N/A , -0.06 , N/A)	607.2	N/A	4.2746 [4.0000]	106.9% { 95.4% }			
D7_NMeFOSE_EIS	(623.2 / 58.9) 443236	(10.56 , N/A) (N/A , -0.04 , N/A)	1649.2	N/A	21.3431 [20.0000]	106.7% { 97.4% }			
D9_NEtFOSE_EIS	(639.2 / 58.9) 232460	(10.66 , N/A) (N/A , -0.04 , N/A)	3076.8	N/A	21.9686 [20.0000]	109.8% { 97.8% }			
13C3_HFPODA_EIS	(287.0 / 169.0) 684157	(6.55 , N/A) (N/A , -0.16 , N/A)	1714.2	N/A	7.8561 [8.0000]	98.2% { 101.9% }			

Analyte	(Q1 / Q3) Area Counts*min	R.T. (R.T [min], R.R.T.) (Δ RT-I[μ min], Δ RT- CV[μ min], Δ RT ion[s])	S / N	Ion Ratio IR Vs MP% IR Vs CV%	Concentration [True] ng/mL	Q.C. Rec. {Area%CV}	Primary Transition	Confirmation Transition	Flag
PFBA	(212.9 / 169.0) 573512	(3.85, 1.00) (0.00, N/A, 0.0)	138.3	N/A 0.0 0.0	8.1979 [8.0000]	102.5%			
PFPeA	(262.9 / 219.0) 364344 (262.9 / 69.0) 3803	(5.20, 1.00) (0.00, N/A, 0.1)	1887.4 151.9	0.0104 89.6 89.6	4.0798 [4.0000]	102.0%			
PFHxA	(313.0 / 269.0) 264286 (313.0 / 119.0) 25580	(6.35, 1.00) (0.00, N/A, 0.1)	1043.7 352.2	0.0968 107.7 107.7	2.0720 [2.0000]	103.6%			
PFHpA	(363.0 / 319.0) 235343 (363.0 / 169.0) 71981	(7.28, 1.00) (0.00, N/A, 0.0)	839.0 558.9	0.3059 106.6 106.6	2.0325 [2.0000]	101.6%			
PFOA	(413.0 / 369.0) 261900 (413.0 / 169.0) 81444	(8.10, 1.00) (0.00, N/A, 0.0)	590.7 629.8	0.3110 96.1 96.1	2.0570 [2.0000]	102.8%			
PFNA	(463.0 / 419.0) 188075 (463.0 / 169.0) 40959	(8.84, 1.00) (0.00, N/A, -0.2)	645.3 387.2	0.2178 108.2 108.2	2.0096 [2.0000]	100.5%			
PFDA	(513.0 / 469.0) 260951 (513.0 / 169.0) 23734	(9.50, 1.00) (0.00, N/A, -0.1)	569.3 199.1	0.0910 102.4 102.4	2.2223 [2.0000]	111.1%			
PFUnA	(563.0 / 519.0) 303693 (563.0 / 169.0) 34701	(9.80, 1.00) (0.00, N/A, -0.1)	755.9 209.0	0.1143 106.3 106.3	2.0980 [2.0000]	104.9%			
PFDoA	(613.0 / 569.0) 387342 (613.0 / 169.0) 52935	(9.96, 1.00) (0.00, N/A, 0.1)	816.0 297.1	0.1367 114.8 114.8	2.2635 [2.0000]	113.2%			
PFTTrDA	(663.0 / 619.0) 323957 (663.0 / 169.0) 70804	(10.07, 1.01) (N/A, 0.00, -0.3)	892.0 995.2	0.2186 117.4 117.4	2.1552 [2.0000]	107.8%			
PFTeDA	(713.0 / 669.0) 294471 (713.0 / 169.0) 52441	(10.17, 1.00) (0.00, N/A, 0.0)	766.0 565.4	0.1781 90.5 90.5	2.1842 [2.0000]	109.2%			

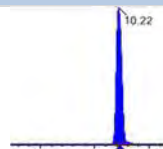
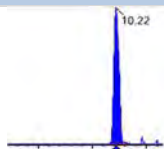
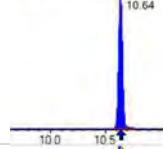
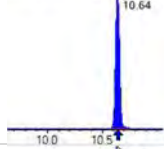
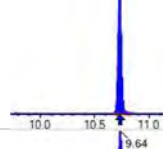
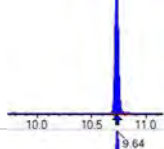
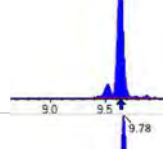
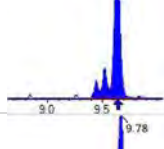
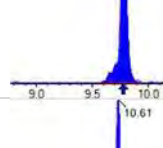
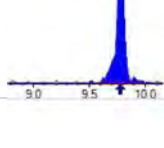
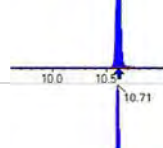

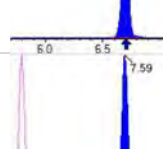
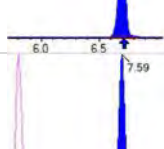
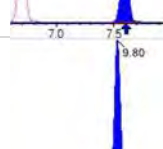
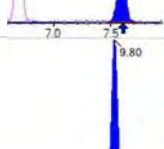
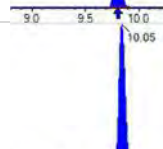
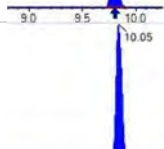

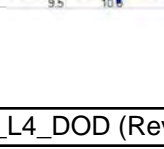


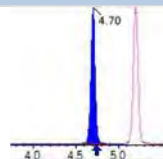
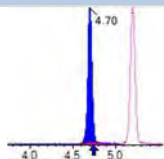
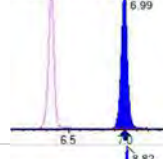
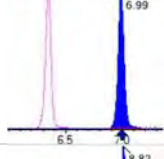
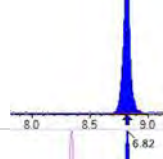
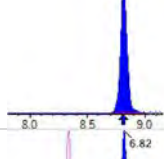
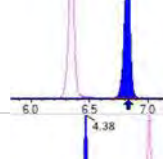
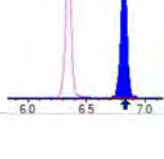
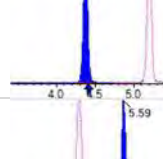
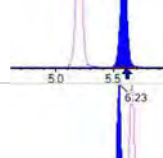
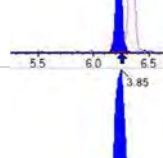
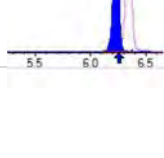
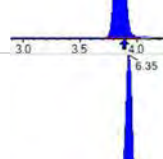
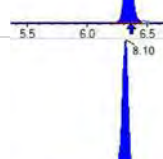
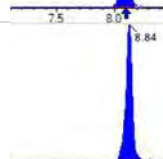

Chemist: ABK
 Instrument: Saphira
 Type: Sciex Q3 5500

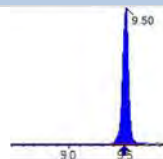
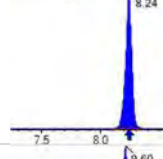
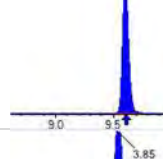
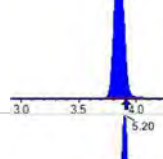
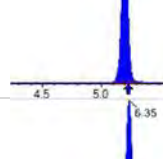
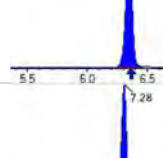
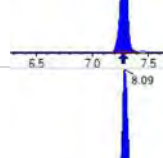
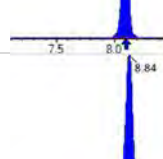
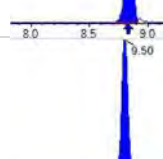
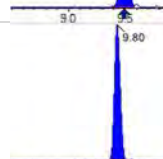

Sample I.D.: SB03724-CAL4
 DF, IV: 1, 10.0µL
 Acquisition Method: 1633 2022-12-07.dam

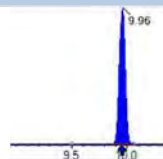
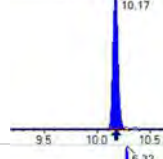
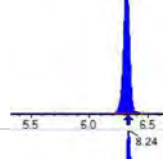
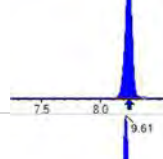
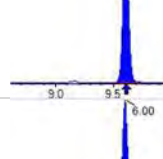
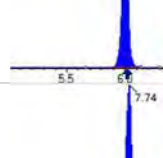
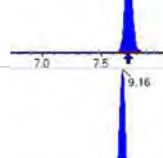
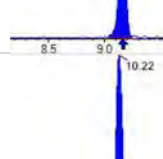
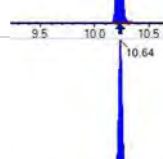
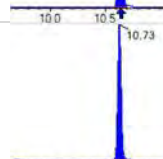

Quant Method: 1633 - 2022-12-07
 Path: S2022-12-07A16.wiff-0
 Acquired: 2022/12/07 - 14:50

Analyte	(Q1 / Q3) Area Counts*min	R.T. (R.T [min], R.R.T.) (ΔRT-[min], ΔRT- CV[min], ΔRT ion[s])	S / N	Ion Ratio IR Vs MP% IR Vs CV%	Concentration [True] ng/mL	Q.C. Rec. {Area%CV}	Primary Transition	Confirmation Transition	Flag
PFBS	(298.9 / 80.0) 364483 (298.9 / 99.0) 228101	(6.32 , 1.00) (0.00 , N/A , 0.0)	2185.3 1463.1	0.6258 92.4 92.4	1.9164 [1.7695]	108.3%			
PFPeS	(349.0 / 80.0) 676512 (349.0 / 99.0) 249278	(7.36 , 0.89) (N/A , 0.00 , 0.0)	2049.6 1183.8	0.3685 101.0 101.0	1.9874 [1.8768]	105.9%			
PFHxS	(399.0 / 80.0) 614449 (399.0 / 99.0) 205382	(8.24 , 1.00) (0.00 , N/A , 0.0)	23159.7 14520374.5	0.3343 96.9 96.9	2.0357 [1.8220]	111.7%			
PFHpS	(449.0 / 80.0) 543358 (449.0 / 99.0) 157314	(9.01 , 0.94) (N/A , 0.00 , 0.1)	1975.4 938.7	0.2895 101.9 101.9	1.8766 [1.9028]	98.6%			
PFOS	(499.0 / 80.0) 642218 (499.0 / 99.0) 151432	(9.61 , 1.00) (0.00 , N/A , 0.0)	334.7 366.4	0.2358 91.6 91.6	1.7905 [1.8550]	96.5%			
PFNS	(549.0 / 80.0) 747153 (549.0 / 99.0) 198651	(9.84 , 1.02) (N/A , 0.00 , 0.2)	1000.4 886.2	0.2659 111.2 111.2	1.7740 [1.9198]	92.4%			
PFDS	(599.0 / 80.0) 957081 (599.0 / 99.0) 213410	(9.97 , 1.04) (N/A , 0.00 , 0.0)	1127.9 943.7	0.2230 95.9 95.9	1.8145 [1.9262]	94.2%			
PFDoS	(698.9 / 80.0) 564696 (698.9 / 99.0) 140467	(10.16 , 1.06) (N/A , 0.00 , 0.0)	1227.1 890.0	0.2487 107.4 107.4	1.8051 [1.9391]	93.1%			
4:2FTS	(327.0 / 307.0) 493289 (327.0 / 81.0) 268729	(6.00 , 1.00) (0.00 , N/A , 0.1)	2482.3 1540.8	0.5448 91.2 91.2	8.0117 [7.4762]	107.2%			
6:2FTS	(427.0 / 407.0) 305122 (427.0 / 81.0) 221737	(7.74 , 1.00) (0.00 , N/A , 0.0)	1711.2 1130.8	0.7267 101.0 101.0	8.5705 [7.5923]	112.9%			
8:2FTS	(527.0 / 507.0) 267782 (527.0 / 81.0) 172184	(9.16 , 1.00) (0.00 , N/A , 0.0)	1107.9 868.5	0.6430 103.1 103.1	9.0287 [7.6663]	117.8%			

Analyte	(Q1 / Q3) Area Counts*min	R.T. (R.T [min], R.R.T.) (Δ RT-[min], Δ RT- CV[min], Δ RT ion[s])	S / N	Ion Ratio IR Vs MP% IR Vs CV%	Concentration [True] ng/mL	Q.C. Rec. {Area%CV}	Primary Transition	Confirmation Transition	Flag
PFOSA	(498.0 / 78.0) 1018161 (498.0 / 478.0) 23538	(10.22, 1.00) (0.00, N/A, 0.0)	795.7 980.7	0.0231 96.8 96.8	2.0264 [2.0000]	101.3%			
NMeFOSA	(511.9 / 219.0) 1056493 (511.9 / 169.0) 659642	(10.64, 1.00) (0.00, N/A, 0.0)	2149.0 1733.9	0.6244 93.6 93.6	9.1898 [8.0000]	114.9%			
NEIFOSA	(526.0 / 219.0) 1093891 (526.0 / 169.0) 1125542	(10.73, 1.00) (0.00, N/A, 0.0)	3111.8 2307.0	1.0289 94.4 94.4	8.6320 [8.0000]	107.9%			
NMeFOSAA	(570.0 / 419.0) 126432 (570.0 / 483.0) 58393	(9.64, 1.00) (0.00, N/A, 0.1)	2449135.9 12370.6	0.4619 99.6 99.6	2.1792 [2.0000]	109.0%			
NEIFOSAA	(584.0 / 419.0) 127102 (584.0 / 526.0) 69799	(9.78, 1.00) (0.00, N/A, 0.0)	5741.3 105109.7	0.5492 90.5 90.5	2.3997 [2.0000]	120.0%			
NMeFOSE	(616.1 / 59.0) 272869	(10.61, 1.00) (0.01, N/A, 0.0)	1262.4	N/A 0.0 0.0	8.3864 [8.0000]	104.8%			
NEIFOSE	(630.0 / 59.0) 67235	(10.71, 1.00) (0.01, N/A, 0.0)	1207.7	N/A 0.0 0.0	8.6886 [8.0000]	108.6%			
HFPO-DA	(285.0 / 169.0) 226202 (285.0 / 185.0) 632879	(6.70, 1.00) (0.00, N/A, -0.1)	1139.3 1604.3	2.7979 100.9 100.9	4.1013 [4.0000]	102.5%			
ADONA	(377.0 / 85.0) 940178 (377.0 / 251.0) 116680	(7.59, 1.13) (N/A, 0.00, 0.0)	2103.0 599.8	0.1241 98.7 98.7	4.2158 [3.7708]	111.8%			
9CI-PF3ONS	(531.0 / 351.0) 2585144 (533.0 / 353.0) 850137	(9.80, 1.46) (N/A, 0.00, -0.1)	1606.3 1160.7	0.3289 98.5 98.5	4.2124 [3.7330]	112.8%			
11CI-PF3OUDS	(631.0 / 451.0) 1724972 (633.0 / 453.0) 534747	(10.05, 1.50) (N/A, 0.00, 0.0)	931.6 1067.1	0.3100 95.8 95.8	4.0853 [3.7728]	108.3%			

Analyte	(Q1 / Q3) Area Counts*min	R.T. (R.T [min], R.R.T.) (Δ RT-[min], Δ RT- CV[min], Δ RT ion[s])	S / N	Ion Ratio IR Vs MP% IR Vs CV%	Concentration [True] ng/mL	Q.C. Rec. {Area%CV}	Primary Transition	Confirmation Transition	Flag
3:3FTCA	(241.0 / 177.0) 36085 (241.0 / 117.0) 62436	(4.70, 0.90) (N/A, -0.04, 0.1)	997.2 778.3	1.7303 99.4 99.4	8.2251 [8.0000]	102.8%			
5:3FTCA	(341.0 / 236.7) 216241 (341.0 / 217.0) 376736	(6.99, 1.10) (N/A, -0.01, 0.1)	957.3 1047.8	1.7422 102.0 102.0	7.9798 [8.0000]	99.7%			
7:3FTCA	(441.0 / 317.0) 289871 (441.0 / 337.0) 246866	(8.82, 1.39) (N/A, -0.00, 0.2)	546.4 1267.3	0.8516 103.2 103.2	8.3081 [8.0000]	103.9%			
PFEESA	(315.0 / 135.0) 507296 (315.0 / 83.0) 145121	(6.82, 1.07) (N/A, -0.01, 0.2)	1900.3 716.4	0.2861 96.2 96.2	3.8895 [3.5698]	109.0%			
PFMPA	(229.0 / 85.0) 99523	(4.38, 0.84) (N/A, -0.04, 0.0)	1365.7	N/A 0.0 0.0	4.0471 [4.0000]	101.2%			
PFMBA	(279.0 / 85.0) 309456	(5.59, 1.07) (N/A, -0.03, 0.0)	2513.9	N/A 0.0 0.0	4.0377 [4.0000]	100.9%			
NFDHA	(201.0 / 85.0) 14580 (295.0 / 201.0) 77606	(6.23, 0.98) (N/A, -0.02, 0.0)	424.9 949.5	5.3228 76.1 76.1	4.6530 [4.0000]	116.3%			
13C3_PFBa_IIS	(216.0 / 172.0) 97296	(3.85, N/A) (N/A, -0.05, N/A)	1437.2	N/A	1.0122 [1.0000]	101.2% { 95.2% }			
13C2_PFHxA_IIS	(315.1 / 270.0) 122939	(6.35, N/A) (N/A, -0.02, N/A)	1257.7	N/A	0.9956 [1.0000]	99.6% { 99.3% }			
13C4_PFOA_IIS	(417.0 / 372.0) 124459	(8.10, N/A) (N/A, 0.00, N/A)	1123.8	N/A	1.0498 [1.0000]	105.0% { 110.5% }			
13C5_PFNxA_IIS	(468.0 / 423.0) 96661	(8.84, N/A) (N/A, 0.00, N/A)	1435.8	N/A	1.0149 [1.0000]	101.5% { 94.1% }			

Analyte	(Q1 / Q3) Area Counts*min	R.T. (R.T [min], R.R.T.) (Δ RT-[min], Δ RT- CV[min], Δ RT ion[s])	S / N	Ion Ratio IR Vs MP% IR Vs CV%	Concentration [True] ng/mL	Q.C. Rec. {Area%CV}	Primary Transition	Confirmation Transition	Flag
13C2_PFDA_IIS	(515.1 / 470.1) 89083	(9.50, N/A) (N/A, 0.01, N/A)	311.2	N/A	1.0813 [1.0000]	108.1% { 100.6% }			
18O2_PFHxS_IIS	(403.0 / 83.9) 218239	(8.24, N/A) (N/A, 0.00, N/A)	1446.5	N/A	1.0168 [1.0000]	101.7% { 98.6% }			
13C4_PFOS_IIS	(502.8 / 79.9) 208870	(9.60, N/A) (N/A, 0.00, N/A)	1959.9	N/A	1.1222 [1.0000]	112.2% { 102.9% }			
13C4_PFBA_EIS	(217.0 / 172.0) 735031	(3.85, N/A) (N/A, -0.05, N/A)	2360.2	N/A	8.0579 [8.0000]	100.7% { 93.8% }			
13C5_PFPeA_EIS	(267.9 / 223.0) 371596	(5.20, N/A) (N/A, -0.03, N/A)	2077.4	N/A	4.1436 [4.0000]	103.6% { 99.9% }			
13C5_PFHxA_EIS	(318.0 / 273.0) 253098	(6.35, N/A) (N/A, -0.01, N/A)	1449.0	N/A	2.0184 [2.0000]	100.9% { 95.4% }			
13C4_PFHpA_EIS	(367.0 / 322.0) 228609	(7.28, N/A) (N/A, 0.00, N/A)	1397.6	N/A	2.0197 [2.0000]	101.0% { 100.7% }			
13C8_PFOA_EIS	(421.0 / 376.0) 247023	(8.09, N/A) (N/A, 0.00, N/A)	1170.3	N/A	1.9513 [2.0000]	97.6% { 97.5% }			
13C9_PFNA_EIS	(472.0 / 427.0) 97078	(8.84, N/A) (N/A, 0.01, N/A)	1970.5	N/A	1.0177 [1.0000]	101.8% { 105.7% }			
13C6_PFDA_EIS	(519.0 / 474.0) 115748	(9.50, N/A) (N/A, 0.00, N/A)	1106.6	N/A	0.8945 [1.0000]	89.5% { 93.8% }			
13C7_PFUnA_EIS	(570.0 / 525.0) 164438	(9.80, N/A) (N/A, 0.00, N/A)	994.2	N/A	0.9467 [1.0000]	94.7% { 99.5% }			

Analyte	(Q1 / Q3) Area Counts*min	R.T. (R.T [min], R.R.T.) (Δ RT-[min], Δ RT- CV[min], Δ RT ion[s])	S / N	Ion Ratio IR Vs MP% IR Vs CV%	Concentration [True] ng/mL	Q.C. Rec. {Area%CV}	Primary Transition	Confirmation Transition	Flag
13C2_PFDa_EIS	(615.0 / 570.0) 185980	(9.96, N/A) (N/A, 0.00, N/A)	784.6	N/A	0.8823 [1.0000]	88.2% { 80.7% }			
13C2_PFTeDA_EIS	(715.0 / 670.0) 136774	(10.17, N/A) (N/A, 0.00, N/A)	551.4	N/A	0.8839 [1.0000]	88.4% { 91.9% }			
13C3_PFBs_EIS	(302.0 / 80.0) 623053	(6.32, N/A) (N/A, -0.02, N/A)	2052.1	N/A	1.9426 [2.0000]	97.1% { 96.5% }			
13C3_PFHxS_EIS	(402.0 / 80.0) 360048	(8.24, N/A) (N/A, 0.00, N/A)	1574.4	N/A	1.9721 [2.0000]	98.6% { 97.3% }			
13C8_PFOS_EIS	(507.0 / 80.0) 638966	(9.61, N/A) (N/A, 0.00, N/A)	1059.7	N/A	2.0067 [2.0000]	100.3% { 103.7% }			
13C2_4:2FTS_EIS	(329.0 / 81.0) 70500	(6.00, N/A) (N/A, -0.02, N/A)	727.8	N/A	3.8973 [4.0000]	97.4% { 97.5% }			
13C2_6:2FTS_EIS	(429.0 / 81.0) 89775	(7.74, N/A) (N/A, 0.00, N/A)	877.9	N/A	3.6992 [4.0000]	92.5% { 94.6% }			
13C2_8:2FTS_EIS	(529.0 / 81.0) 75545	(9.16, N/A) (N/A, 0.00, N/A)	551.5	N/A	3.5863 [4.0000]	89.7% { 85.3% }			
13C8_PFOsa_EIS	(506.0 / 78.0) 904844	(10.22, N/A) (N/A, 0.00, N/A)	893.0	N/A	1.8615 [2.0000]	93.1% { 101.4% }			
D3_NMeFOsa_EIS	(515.0 / 169.0) 250164	(10.64, N/A) (N/A, 0.00, N/A)	1226.1	N/A	1.7392 [2.0000]	87.0% { 96.2% }			
D5_NEiFOsa_EIS	(531.1 / 169.0) 244733	(10.73, N/A) (N/A, 0.00, N/A)	1419.6	N/A	1.8764 [2.0000]	93.8% { 100.9% }			



Chemist: ABK
 Instrument: Saphira
 Type: Sciex Q3 5500

Sample I.D.: SB03724-CAL4
 DF, IV: 1, 10.0µL
 Acquisition Method: 1633 2022-12-07.dam

Quant Method: 1633 - 2022-12-07
 Path: S2022-12-07A16.wiff-0
 Acquired: 2022/12/07 - 14:50

Analyte	(Q1 / Q3) Area Counts*min	R.T. (R.T [min], R.R.T.) (ΔRT-I[min], ΔRT-CV[min], ΔRT ion[s])	S / N	Ion Ratio IR Vs MP% IR Vs CV%	Concentration [True] ng/mL	Q.C. Rec. {Area%CV}	Primary Transition	Confirmation Transition	Flag
D3_MeFOSAA_EIS	(573.0 / 419.0) 266116	(9.63 , N/A) (N/A , 0.00 , N/A)	594.7	N/A	3.7566 [4.0000]	93.9% { 97.5% }			
D5_EtFOSAA_EIS	(589.0 / 419.0) 230865	(9.77 , N/A) (N/A , 0.00 , N/A)	522.3	N/A	3.7918 [4.0000]	94.8% { 100.1% }			
D7_NMeFOSE_EIS	(623.2 / 58.9) 462857	(10.60 , N/A) (N/A , 0.00 , N/A)	1585.1	N/A	18.8394 [20.0000]	94.2% { 101.7% }			
D9_NEtFOSE_EIS	(639.2 / 58.9) 226020	(10.70 , N/A) (N/A , 0.00 , N/A)	2078.3	N/A	18.0550 [20.0000]	90.3% { 95.1% }			
13C3_HFPODA_EIS	(287.0 / 169.0) 664350	(6.69 , N/A) (N/A , -0.01 , N/A)	1632.3	N/A	8.0442 [8.0000]	100.6% { 98.9% }			

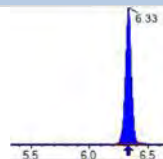
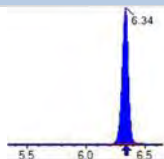
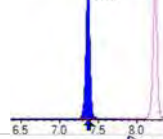
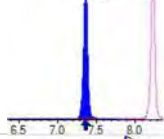
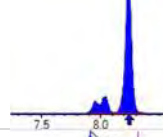
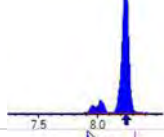
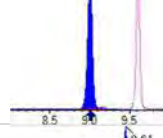
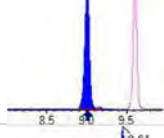
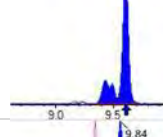
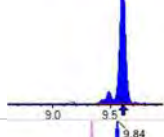
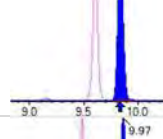
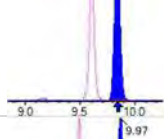
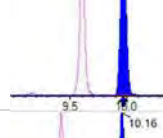
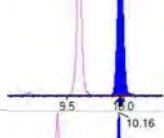
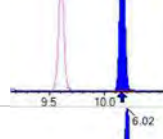
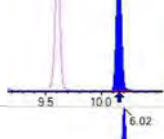
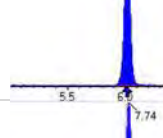
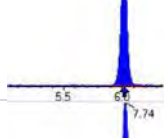
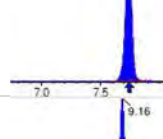
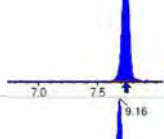
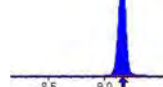
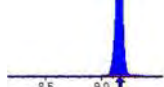


Chemist: ABK
Instrument: Saphira
Type: Sciex Q3 5500

Sample I.D.: SB03724-CAL5
DF, IV: 1, 10.0µL
Acquisition Method: 1633 2022-12-07.dam

Quant Method: 1633 - 2022-12-07
Path: S2022-12-07A17.wiff-0
Acquired: 2022/12/07 - 15:03

Analyte	(Q1 / Q3) Area Counts*min	R.T. (R.T [min], R.R.T.) (ΔRT-I[min], ΔRT-CV[min], ΔRT ion[s])	S / N	Ion Ratio IR Vs MP% IR Vs CV%	Concentration [True] ng/mL	Q.C. Rec. {Area%CV}	Primary Transition	Confirmation Transition	Flag
PFBA	(212.9 / 169.0) 1356291	(3.90, 1.00) (0.00, N/A, 0.0)	152.1	N/A 0.0 0.0	18.1870 [20.0000]	90.9%			
PFPeA	(262.9 / 219.0) 821235 (262.9 / 69.0) 9564	(5.23, 1.00) (0.00, N/A, -0.1)	2604.1 271.1	0.0116 100.0 100.0	9.1887 [10.0000]	91.9%			
PFHxA	(313.0 / 269.0) 626087 (313.0 / 119.0) 56273	(6.36, 1.00) (0.00, N/A, 0.1)	1632.7 643.0	0.0899 100.0 100.0	4.6818 [5.0000]	93.6%			
PFHpA	(363.0 / 319.0) 559749 (363.0 / 169.0) 160591	(7.28, 1.00) (0.00, N/A, 0.1)	1459.9 965.3	0.2869 100.0 100.0	4.8700 [5.0000]	97.4%			
PFOA	(413.0 / 369.0) 592137 (413.0 / 169.0) 191578	(8.10, 1.00) (0.00, N/A, 0.0)	1247.3 1103.5	0.3235 100.0 100.0	4.5344 [5.0000]	90.7%			
PFNA	(463.0 / 419.0) 438417 (463.0 / 169.0) 88255	(8.84, 1.00) (0.01, N/A, 0.2)	1101.0 311.2	0.2013 100.0 100.0	4.9510 [5.0000]	99.0%			
PFDA	(513.0 / 469.0) 622586 (513.0 / 169.0) 55278	(9.50, 1.00) (0.00, N/A, 0.2)	888.4 1112.1	0.0888 100.0 100.0	4.9757 [5.0000]	99.5%			
PFUnA	(563.0 / 519.0) 695455 (563.0 / 169.0) 74733	(9.80, 1.00) (0.00, N/A, -0.1)	990.9 1766.1	0.1075 100.0 100.0	4.7792 [5.0000]	95.6%			
PFDoA	(613.0 / 569.0) 924761 (613.0 / 169.0) 110126	(9.95, 1.00) (0.00, N/A, 0.1)	1220.8 2168.4	0.1191 100.0 100.0	4.3613 [5.0000]	87.2%			
PFTTrDA	(663.0 / 619.0) 759476 (663.0 / 169.0) 141439	(10.07, 1.01) (N/A, 0.00, -0.2)	1050.3 509.3	0.1862 100.0 100.0	4.0777 [5.0000]	81.6%			
PFTTeDA	(713.0 / 669.0) 630921 (713.0 / 169.0) 124201	(10.17, 1.00) (0.00, N/A, 0.1)	1215.3 481.1	0.1969 100.0 100.0	4.3004 [5.0000]	86.0%			

Analyte	(Q1 / Q3) Area Counts*min	R.T. (R.T [min], R.R.T.) (Δ RT-[min], Δ RT- CV[min], Δ RT ion[s])	S / N	Ion Ratio IR Vs MP% IR Vs CV%	Concentration [True] ng/mL	Q.C. Rec. {Area%CV}	Primary Transition	Confirmation Transition	Flag
PFBS	(298.9 / 80.0) 817265 (298.9 / 99.0) 553705	(6.33 , 1.00) (0.00 , N/A , -0.1)	1994.6 2045.9	0.6775 100.0 100.0	4.1474 [4.4237]	93.8%			
PFPeS	(349.0 / 80.0) 1508155 (349.0 / 99.0) 550003	(7.37 , 0.89) (N/A , 0.00 , 0.0)	2139.6 1699.4	0.3647 100.0 100.0	4.3113 [4.6919]	91.9%			
PFHxS	(399.0 / 80.0) 1310829 (399.0 / 99.0) 451995	(8.24 , 1.00) (0.00 , N/A , 0.0)	1940.4 13461057.9	0.3448 100.0 100.0	4.2260 [4.5549]	92.8%			
PFHpS	(449.0 / 80.0) 1135402 (449.0 / 99.0) 322713	(9.00 , 0.94) (N/A , 0.00 , -0.1)	2212.7 1570.7	0.2842 100.0 100.0	4.0659 [4.7570]	85.5%			
PFOS	(499.0 / 80.0) 1458387 (499.0 / 99.0) 375557	(9.61 , 1.00) (0.00 , N/A , 0.0)	344.4 581.7	0.2575 100.0 100.0	4.2160 [4.6375]	90.9%			
PFNS	(549.0 / 80.0) 1789512 (549.0 / 99.0) 427713	(9.84 , 1.02) (N/A , 0.00 , -0.1)	2007.1 1310.9	0.2390 100.0 100.0	4.4057 [4.7994]	91.8%			
PFDS	(599.0 / 80.0) 2151810 (599.0 / 99.0) 500489	(9.97 , 1.04) (N/A , 0.00 , 0.0)	1906.7 1600.7	0.2326 100.0 100.0	4.2300 [4.8155]	87.8%			
PFDoS	(698.9 / 80.0) 1305111 (698.9 / 99.0) 302364	(10.16 , 1.06) (N/A , 0.00 , -0.1)	1836.9 1118.9	0.2317 100.0 100.0	4.3259 [4.8478]	89.2%			
4:2FTS	(327.0 / 307.0) 1095452 (327.0 / 81.0) 654341	(6.02 , 1.00) (0.00 , N/A , 0.0)	2428.2 2370.8	0.5973 100.0 100.0	17.3517 [18.6906]	92.8%			
6:2FTS	(427.0 / 407.0) 684051 (427.0 / 81.0) 491959	(7.74 , 1.00) (0.00 , N/A , 0.1)	1938.2 1688.9	0.7192 100.0 100.0	18.1723 [18.9808]	95.7%			
8:2FTS	(527.0 / 507.0) 589710 (527.0 / 81.0) 367643	(9.16 , 1.00) (0.00 , N/A , -0.1)	531.3 1296.4	0.6234 100.0 100.0	16.9669 [19.1658]	88.5%			

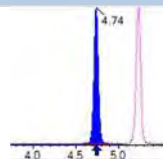
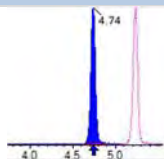
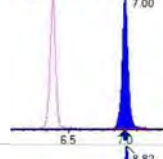
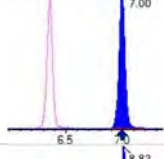
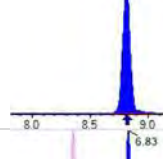
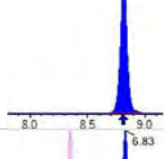
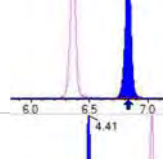
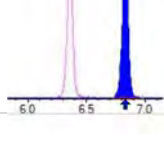
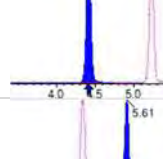
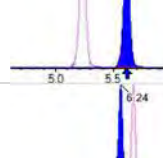
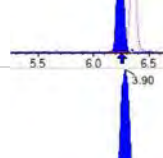
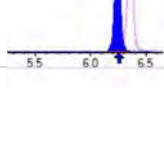
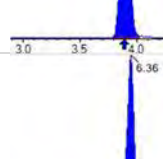
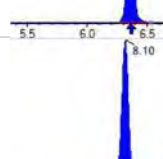
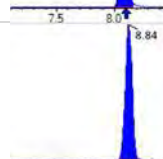



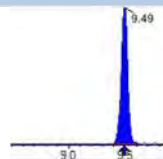
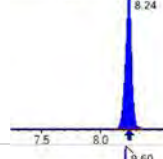
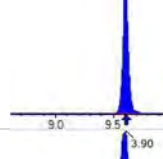
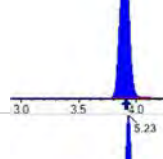
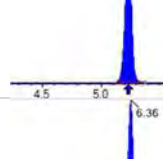
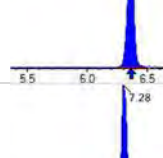
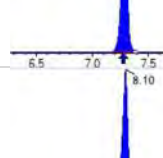
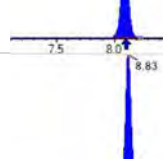
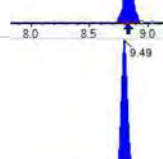
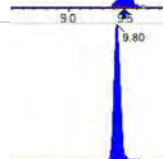

Chemist: ABK
Instrument: Saphira
Type: Sciex Q3 5500

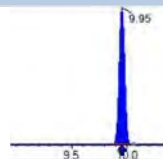
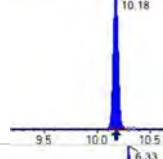
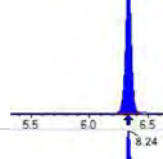
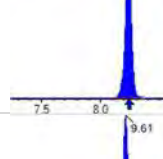
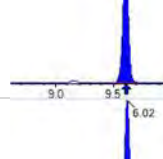
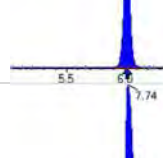
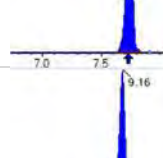

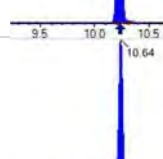
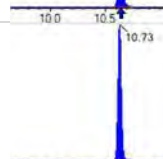

Sample I.D.: SB03724-CAL5
DF, IV: 1, 10.0µL
Acquisition Method: 1633 2022-12-07.dam

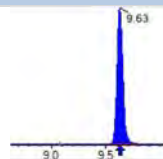
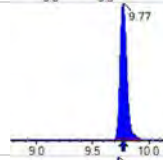
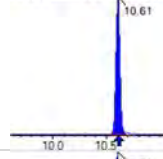
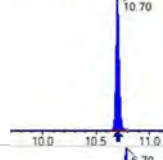
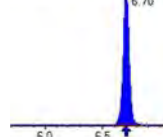
Quant Method: 1633 - 2022-12-07
Path: S2022-12-07A17.wiff-0
Acquired: 2022/12/07 - 15:03

Analyte	(Q1 / Q3) Area Counts*min	R.T. (R.T [min], R.R.T.) (ΔRT-[min], ΔRT- CV[min], ΔRT ion[s])	S / N	Ion Ratio IR Vs MP% IR Vs CV%	Concentration [True] ng/mL	Q.C. Rec. {Area%CV}	Primary Transition	Confirmation Transition	Flag
PFOSA	(498.0 / 78.0) 2315127 (498.0 / 478.0) 55270	(10.22 , 1.00) (0.00 , N/A , 0.1)	1273.4 344.0	0.0239 100.0 100.0	4.6703 [5.0000]	93.4%			
NMeFOSA	(511.9 / 219.0) 2230207 (511.9 / 169.0) 1487374	(10.64 , 1.00) (0.00 , N/A , 0.0)	1928.6 1933.3	0.6669 100.0 100.0	18.6675 [20.0000]	93.3%			
NEIFOSA	(526.0 / 219.0) 2322852 (526.0 / 169.0) 2531396	(10.73 , 1.00) (0.00 , N/A , 0.0)	3099.4 3269.1	1.0898 100.0 100.0	18.4988 [20.0000]	92.5%			
NMeFOSAA	(570.0 / 419.0) 271678 (570.0 / 483.0) 126024	(9.63 , 1.00) (0.01 , N/A , 0.0)	19694.4 17542.3	0.4639 100.0 100.0	4.5632 [5.0000]	91.3%			
NEIFOSAA	(584.0 / 419.0) 251956 (584.0 / 526.0) 152891	(9.78 , 1.00) (0.00 , N/A , 0.1)	1245.3 312008.8	0.6068 100.0 100.0	4.7600 [5.0000]	95.2%			
NMeFOSE	(616.1 / 59.0) 600951	(10.61 , 1.00) (0.01 , N/A , 0.0)	1810.2	N/A 0.0 0.0	18.7791 [20.0000]	93.9%			
NEIFOSE	(630.0 / 59.0) 151356	(10.71 , 1.00) (0.01 , N/A , 0.0)	1945.9	N/A 0.0 0.0	18.6047 [20.0000]	93.0%			
HFPO-DA	(285.0 / 169.0) 534784 (285.0 / 185.0) 1482572	(6.71 , 1.00) (0.00 , N/A , 0.0)	1852.2 1527.4	2.7723 100.0 100.0	9.5930 [10.0000]	95.9%			
ADONA	(377.0 / 85.0) 2047318 (377.0 / 251.0) 257340	(7.60 , 1.13) (N/A , 0.00 , 0.0)	2374.5 970.0	0.1257 100.0 100.0	9.0824 [9.4270]	96.3%			
9CI-Pf3ONS	(531.0 / 351.0) 5750344 (533.0 / 353.0) 1919440	(9.80 , 1.46) (N/A , 0.00 , -0.1)	2007.9 1717.1	0.3338 100.0 100.0	9.2702 [9.3325]	99.3%			
11CI-PF3OUDS	(631.0 / 451.0) 3887188 (633.0 / 453.0) 1257639	(10.05 , 1.50) (N/A , 0.00 , 0.0)	1497.1 1395.7	0.3235 100.0 100.0	9.1080 [9.4321]	96.6%			

Analyte	(Q1 / Q3) Area Counts*min	R.T. (R.T [min], R.R.T.) (Δ RT-I[μ min], Δ RT-CV[μ min], Δ RT ion[s])	S / N	Ion Ratio IR Vs MP% IR Vs CV%	Concentration [True] ng/mL	Q.C. Rec. {Area%CV}	Primary Transition	Confirmation Transition	Flag
3:3FTCA	(241.0 / 177.0) 79522 (241.0 / 117.0) 138412	(4.74, 0.91) (N/A, 0.00, 0.0)	1166.4 1156.8	1.7406 100.0 100.0	18.1117 [20.0000]	90.6%			
5:3FTCA	(341.0 / 236.7) 487672 (341.0 / 217.0) 832861	(7.00, 1.10) (N/A, 0.00, 0.0)	1465.9 1346.5	1.7078 100.0 100.0	17.1647 [20.0000]	85.8%			
7:3FTCA	(441.0 / 317.0) 641818 (441.0 / 337.0) 529421	(8.82, 1.39) (N/A, 0.00, 0.0)	1204.2 1951.4	0.8249 100.0 100.0	17.5455 [20.0000]	87.7%			
PFEESA	(315.0 / 135.0) 1092681 (315.0 / 83.0) 324936	(6.83, 1.07) (N/A, 0.00, 0.0)	1825.0 1360.4	0.2974 100.0 100.0	7.9907 [8.9246]	89.5%			
PFMPA	(229.0 / 85.0) 224416	(4.41, 0.84) (N/A, 0.00, 0.0)	1548.3	N/A 0.0 0.0	9.1187 [10.0000]	91.2%			
PFMBA	(279.0 / 85.0) 702014	(5.61, 1.07) (N/A, 0.00, 0.0)	2668.9	N/A 0.0 0.0	9.1524 [10.0000]	91.5%			
NFDHA	(201.0 / 85.0) 28619 (295.0 / 201.0) 200230	(6.24, 0.98) (N/A, 0.00, 0.0)	744.7 1475.1	6.9964 100.0 100.0	8.8086 [10.0000]	88.1%			
13C3_PFBA_IIS	(216.0 / 172.0) 102165	(3.90, N/A) (N/A, 0.00, N/A)	1394.2	N/A	1.0628 [1.0000]	106.3% { 100.0% }			
13C2_PFHxA_IIS	(315.1 / 270.0) 123787	(6.36, N/A) (N/A, 0.00, N/A)	1111.7	N/A	1.0024 [1.0000]	100.2% { 100.0% }			
13C4_PFOA_IIS	(417.0 / 372.0) 112620	(8.10, N/A) (N/A, 0.00, N/A)	847.9	N/A	0.9500 [1.0000]	95.0% { 100.0% }			
13C5_PFNA_IIS	(468.0 / 423.0) 102716	(8.84, N/A) (N/A, 0.00, N/A)	2007545.5	N/A	1.0785 [1.0000]	107.8% { 100.0% }			

Analyte	(Q1 / Q3) Area Counts*min	R.T. (R.T [min], R.R.T.) (Δ RT-[min], Δ RT- CV[min], Δ RT ion[s])	S / N	Ion Ratio IR Vs MP% IR Vs CV%	Concentration [True] ng/mL	Q.C. Rec. {Area%CV}	Primary Transition	Confirmation Transition	Flag
13C2_PFDA_IIS	(515.1 / 470.1) 88539	(9.49, N/A) (N/A, 0.00, N/A)	1617.9	N/A	1.0747 [1.0000]	107.5% { 100.0% }			
18O2_PFHxS_IIS	(403.0 / 83.9) 221235	(8.24, N/A) (N/A, 0.00, N/A)	1506.9	N/A	1.0308 [1.0000]	103.1% { 100.0% }			
13C4_PFOS_IIS	(502.8 / 79.9) 202919	(9.60, N/A) (N/A, 0.00, N/A)	1287.7	N/A	1.0902 [1.0000]	109.0% { 100.0% }			
13C4_PFBA_EIS	(217.0 / 172.0) 783530	(3.90, N/A) (N/A, 0.00, N/A)	2818.7	N/A	8.1802 [8.0000]	102.3% { 100.0% }			
13C5_PFPeA_EIS	(267.9 / 223.0) 371890	(5.23, N/A) (N/A, 0.00, N/A)	2514.7	N/A	4.1185 [4.0000]	103.0% { 100.0% }			
13C5_PFHxA_EIS	(318.0 / 273.0) 265358	(6.36, N/A) (N/A, 0.00, N/A)	1200.4	N/A	2.1016 [2.0000]	105.1% { 100.0% }			
13C4_PFHpA_EIS	(367.0 / 322.0) 226932	(7.28, N/A) (N/A, 0.00, N/A)	1289.4	N/A	1.9912 [2.0000]	99.6% { 100.0% }			
13C8_PFOA_EIS	(421.0 / 376.0) 253363	(8.10, N/A) (N/A, 0.00, N/A)	1334.4	N/A	2.2118 [2.0000]	110.6% { 100.0% }			
13C9_PFNA_EIS	(472.0 / 427.0) 91851	(8.83, N/A) (N/A, 0.00, N/A)	837.5	N/A	0.9061 [1.0000]	90.6% { 100.0% }			
13C6_PFDA_EIS	(519.0 / 474.0) 123337	(9.49, N/A) (N/A, 0.00, N/A)	545.2	N/A	0.9590 [1.0000]	95.9% { 100.0% }			
13C7_PFUnA_EIS	(570.0 / 525.0) 165304	(9.80, N/A) (N/A, 0.00, N/A)	662.9	N/A	0.9576 [1.0000]	95.8% { 100.0% }			

Analyte	(Q1 / Q3) Area Counts*min	R.T. (R.T [min], R.R.T.) (Δ RT-[min], Δ RT- CV[min], Δ RT ion[s])	S / N	Ion Ratio IR Vs MP% IR Vs CV%	Concentration [True] ng/mL	Q.C. Rec. {Area%CV}	Primary Transition	Confirmation Transition	Flag
13C2_PFDa_EIS	(615.0 / 570.0) 230445	(9.95, N/A) (N/A, 0.00, N/A)	1020.8	N/A	1.0999 [1.0000]	110.0% { 100.0% }			
13C2_PFTeDA_EIS	(715.0 / 670.0) 148835	(10.18, N/A) (N/A, 0.00, N/A)	857.0	N/A	0.9677 [1.0000]	96.8% { 100.0% }			
13C3_PFBs_EIS	(302.0 / 80.0) 645547	(6.33, N/A) (N/A, 0.00, N/A)	2164.3	N/A	1.9854 [2.0000]	99.3% { 100.0% }			
13C3_PFHxS_EIS	(402.0 / 80.0) 370014	(8.24, N/A) (N/A, 0.00, N/A)	1652.2	N/A	1.9992 [2.0000]	100.0% { 100.0% }			
13C8_PFOS_EIS	(507.0 / 80.0) 616241	(9.61, N/A) (N/A, 0.00, N/A)	818.1	N/A	1.9921 [2.0000]	99.6% { 100.0% }			
13C2_4:2FTS_EIS	(329.0 / 81.0) 72288	(6.02, N/A) (N/A, 0.00, N/A)	693.6	N/A	3.9420 [4.0000]	98.6% { 100.0% }			
13C2_6:2FTS_EIS	(429.0 / 81.0) 94921	(7.74, N/A) (N/A, 0.00, N/A)	835.7	N/A	3.8583 [4.0000]	96.5% { 100.0% }			
13C2_8:2FTS_EIS	(529.0 / 81.0) 88529	(9.16, N/A) (N/A, 0.00, N/A)	652.9	N/A	4.1458 [4.0000]	103.6% { 100.0% }			
13C8_PFOsa_EIS	(506.0 / 78.0) 892739	(10.22, N/A) (N/A, 0.00, N/A)	739.8	N/A	1.8904 [2.0000]	94.5% { 100.0% }			
D3_NMeFOsa_EIS	(515.0 / 169.0) 259970	(10.64, N/A) (N/A, 0.00, N/A)	1404.6	N/A	1.8603 [2.0000]	93.0% { 100.0% }			
D5_NEiFOsa_EIS	(531.1 / 169.0) 242498	(10.73, N/A) (N/A, 0.00, N/A)	1958.8	N/A	1.9138 [2.0000]	95.7% { 100.0% }			

Analyte	(Q1 / Q3) Area Counts*min	R.T. (R.T [min], R.R.T.) (Δ RT-I[μ min], Δ RT-CV[μ min], Δ RT ion[s])	S / N	Ion Ratio IR Vs MP% IR Vs CV%	Concentration [True] ng/mL	Q.C. Rec. {Area%CV}	Primary Transition	Confirmation Transition	Flag
D3_MeFOSAA_EIS	(573.0 / 419.0) 273079	(9.63, N/A) (N/A, 0.00, N/A)	985.9	N/A	3.9679 [4.0000]	99.2% { 100.0% }			
D5_EtFOSAA_EIS	(589.0 / 419.0) 230719	(9.77, N/A) (N/A, 0.00, N/A)	649.4	N/A	3.9005 [4.0000]	97.5% { 100.0% }			
D7_NMeFOSE_EIS	(623.2 / 58.9) 455230	(10.61, N/A) (N/A, 0.00, N/A)	1650.8	N/A	19.0724 [20.0000]	95.4% { 100.0% }			
D9_NEtFOSE_EIS	(639.2 / 58.9) 237617	(10.70, N/A) (N/A, 0.00, N/A)	2003.7	N/A	19.5381 [20.0000]	97.7% { 100.0% }			
13C3_HFPODA_EIS	(287.0 / 169.0) 671502	(6.70, N/A) (N/A, 0.00, N/A)	1638.0	N/A	8.0751 [8.0000]	100.9% { 100.0% }			



Chemist: ABK
Instrument: Saphira
Type: Sciex Q3 5500

Sample I.D.: SB03724-CAL6
DF, IV: 1, 10.0µL
Acquisition Method: 1633 2022-12-07.dam

Quant Method: 1633 - 2022-12-07
Path: S2022-12-07A18.wiff-0
Acquired: 2022/12/07 - 15:15

Analyte	(Q1 / Q3) Area Counts*min	R.T. (R.T [min], R.R.T.) (ΔRT-[min], ΔRT- CV[min], ΔRT ion[s])	S / N	Ion Ratio IR Vs MP% IR Vs CV%	Concentration [True] ng/mL	Q.C. Rec. {Area%CV}	Primary Transition	Confirmation Transition	Flag
PFBA	(212.9 / 169.0) 2986725	(3.86, 1.00) (0.00, N/A, 0.0)	153.5	N/A 0.0 0.0	42.9174 [40.0000]	107.3%			
PFPeA	(262.9 / 219.0) 1814210 (262.9 / 69.0) 20420	(5.22, 1.00) (0.00, N/A, 0.1)	2906.9 509.1	0.0113 96.6 96.6	20.1776 [20.0000]	100.9%			
PFHxA	(313.0 / 269.0) 1303035 (313.0 / 119.0) 118416	(6.36, 1.00) (0.00, N/A, 0.0)	2097.8 1467.9	0.0909 101.1 101.1	10.4818 [10.0000]	104.8%			
PFHpA	(363.0 / 319.0) 1188266 (363.0 / 169.0) 352096	(7.28, 1.00) (0.00, N/A, -0.1)	1560.5 1434.7	0.2963 103.3 103.3	10.3163 [10.0000]	103.2%			
PFOA	(413.0 / 369.0) 1307333 (413.0 / 169.0) 416714	(8.10, 1.00) (0.00, N/A, 0.0)	1700.1 1364.4	0.3188 98.5 98.5	10.8127 [10.0000]	108.1%			
PFNA	(463.0 / 419.0) 938839 (463.0 / 169.0) 196717	(8.84, 1.00) (0.00, N/A, 0.0)	1647.3 365.9	0.2107 104.6 104.6	9.4447 [10.0000]	94.4%			
PFDA	(513.0 / 469.0) 1251700 (513.0 / 169.0) 138621	(9.49, 1.00) (0.00, N/A, -0.2)	1182.4 810.7	0.1107 124.7 124.7	10.0356 [10.0000]	100.4%			
PFUnA	(563.0 / 519.0) 1398091 (563.0 / 169.0) 142486	(9.79, 1.00) (0.01, N/A, 0.2)	1052.5 836.3	0.1019 94.8 94.8	9.8546 [10.0000]	98.5%			
PFDoA	(613.0 / 569.0) 1813938 (613.0 / 169.0) 223612	(9.95, 1.00) (0.00, N/A, 0.1)	1296.4 555.2	0.1233 103.5 103.5	10.6789 [10.0000]	106.8%			
PFTrDA	(663.0 / 619.0) 1567749 (663.0 / 169.0) 344419	(10.07, 1.01) (N/A, 0.00, 0.3)	1384.9 737.9	0.2197 118.0 118.0	10.5073 [10.0000]	105.1%			
PFTeDA	(713.0 / 669.0) 1264068 (713.0 / 169.0) 263203	(10.17, 1.00) (0.00, N/A, 0.1)	1241.2 1017.0	0.2082 105.8 105.8	9.5450 [10.0000]	95.4%			



Chemist: ABK
Instrument: Saphira
Type: Sciex Q3 5500

Sample I.D.: SB03724-CAL6
DF, IV: 1, 10.0µL
Acquisition Method: 1633 2022-12-07.dam

Quant Method: 1633 - 2022-12-07
Path: S2022-12-07A18.wiff-0
Acquired: 2022/12/07 - 15:15

Analyte	(Q1 / Q3) Area Counts*min	R.T. (R.T [min], R.R.T.) (ΔRT-[min], ΔRT- CV[min], ΔRT ion[s])	S / N	Ion Ratio IR Vs MP% IR Vs CV%	Concentration [True] ng/mL	Q.C. Rec. {Area%CV}	Primary Transition	Confirmation Transition	Flag
PFBS	(298.9 / 80.0) 1750771 (298.9 / 99.0) 1235176	(6.33 , 1.00) (0.00 , N/A , 0.1)	1237.8 2372.6	0.7055 104.1 104.1	9.2758 [8.8473]	104.8%			
PFPeS	(349.0 / 80.0) 3373991 (349.0 / 99.0) 1194475	(7.37 , 0.89) (N/A , 0.00 , 0.0)	2145.8 1715.3	0.3540 97.1 97.1	9.7342 [9.3838]	103.7%			
PFHxS	(399.0 / 80.0) 2813551 (399.0 / 99.0) 961001	(8.24 , 1.00) (0.00 , N/A , 0.1)	23336.4 2546471.6	0.3416 99.1 99.1	9.1543 [9.1098]	100.5%			
PFHpS	(449.0 / 80.0) 2492938 (449.0 / 99.0) 699355	(9.00 , 0.94) (N/A , 0.00 , -0.2)	1438.9 2671.5	0.2805 98.7 98.7	9.9426 [9.5141]	104.5%			
PFOS	(499.0 / 80.0) 3062055 (499.0 / 99.0) 719421	(9.60 , 1.00) (0.00 , N/A , 0.0)	459.8 484.4	0.2349 91.2 91.2	9.8587 [9.2749]	106.3%			
PFNS	(549.0 / 80.0) 3917468 (549.0 / 99.0) 909818	(9.83 , 1.02) (N/A , 0.00 , 0.1)	1618.9 1221.2	0.2322 97.2 97.2	10.7415 [9.5989]	111.9%			
PFDS	(599.0 / 80.0) 4793838 (599.0 / 99.0) 1136928	(9.97 , 1.04) (N/A , -0.01 , 0.0)	1318.3 1124.8	0.2372 102.0 102.0	10.4956 [9.6311]	109.0%			
PFDoS	(698.9 / 80.0) 2702763 (698.9 / 99.0) 588336	(10.15 , 1.06) (N/A , 0.00 , 0.0)	1108.6 1767.3	0.2177 94.0 94.0	9.9773 [9.6956]	102.9%			
4:2FTS	(327.0 / 307.0) 2380862 (327.0 / 81.0) 1358255	(6.01 , 1.00) (0.00 , N/A , 0.0)	2695.0 2884.1	0.5705 95.5 95.5	36.4930 [37.3811]	97.6%			
6:2FTS	(427.0 / 407.0) 1492648 (427.0 / 81.0) 1098713	(7.74 , 1.00) (0.00 , N/A , 0.0)	2078.1 2357.4	0.7361 102.3 102.3	39.2165 [37.9617]	103.3%			
8:2FTS	(527.0 / 507.0) 1262287 (527.0 / 81.0) 812547	(9.16 , 1.00) (-0.01 , N/A , 0.1)	1982.2 2045.3	0.6437 103.3 103.3	44.6548 [38.3315]	116.5%			

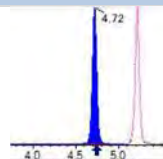
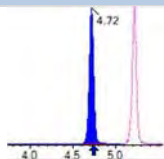
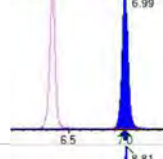
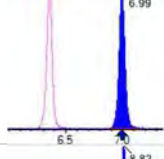
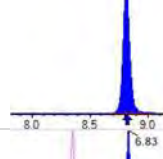
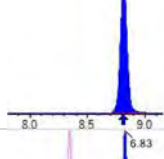
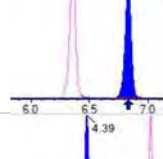
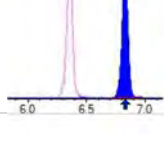
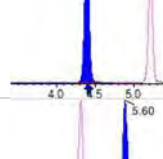
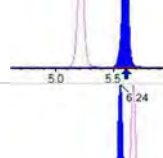
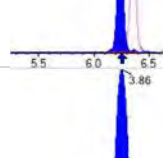
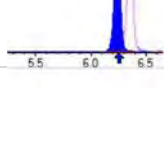
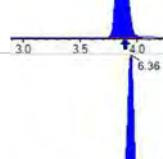
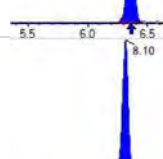
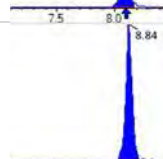



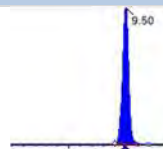
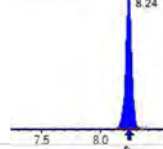
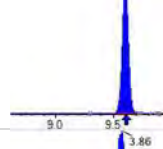
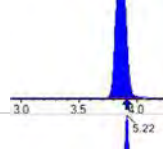
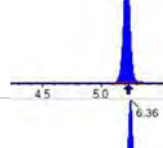
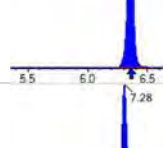
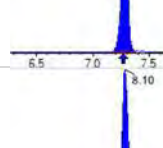
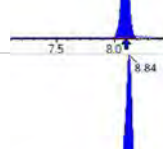
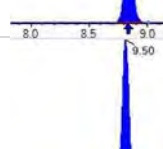


Chemist: ABK
Instrument: Saphira
Type: Sciex Q3 5500

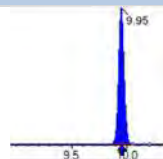
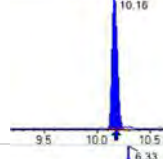
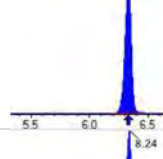
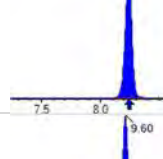
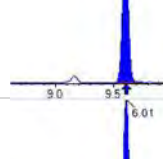
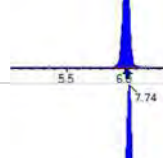
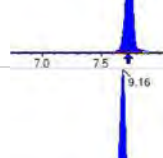
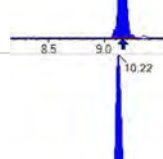
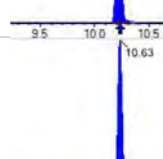
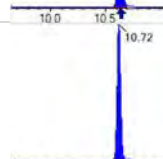

Sample I.D.: SB03724-CAL6
DF, IV: 1, 10.0µL
Acquisition Method: 1633 2022-12-07.dam

Quant Method: 1633 - 2022-12-07
Path: S2022-12-07A18.wiff-0
Acquired: 2022/12/07 - 15:15

Analyte	(Q1 / Q3) Area Counts*min	R.T. (R.T [min], R.R.T.) (ΔRT-I[min], ΔRT-CV[min], ΔRT ion[s])	S / N	Ion Ratio IR Vs MP% IR Vs CV%	Concentration [True] ng/mL	Q.C. Rec. {Area%CV}	Primary Transition	Confirmation Transition	Flag
PFOSA	(498.0 / 78.0) 4825046 (498.0 / 478.0) 112058	(10.22 , 1.00) (0.00 , N/A , 0.1)	938.5 923.1	0.0232 97.3 97.3	10.2589 [10.0000]	102.6%			
NMeFOSA	(511.9 / 219.0) 4694961 (511.9 / 169.0) 3072816	(10.63 , 1.00) (0.00 , N/A , 0.0)	2168.6 2090.6	0.6545 98.1 98.1	41.5988 [40.0000]	104.0%			
NEIFOSA	(526.0 / 219.0) 4882667 (526.0 / 169.0) 5213363	(10.72 , 1.00) (0.00 , N/A , 0.0)	3241.9 3260.5	1.0677 98.0 98.0	40.9499 [40.0000]	102.4%			
NMeFOSAA	(570.0 / 419.0) 557267 (570.0 / 483.0) 284481	(9.63 , 1.00) (0.00 , N/A , 0.0)	1777.7 1419.6	0.5105 110.1 110.1	10.6517 [10.0000]	106.5%			
NEIFOSAA	(584.0 / 419.0) 528258 (584.0 / 526.0) 319809	(9.77 , 1.00) (0.00 , N/A , 0.1)	1187.2 7653.2	0.6054 99.8 99.8	9.9861 [10.0000]	99.9%			
NMeFOSE	(616.1 / 59.0) 1258463	(10.60 , 1.00) (0.01 , N/A , 0.0)	1841.9	N/A 0.0 0.0	41.7115 [40.0000]	104.3%			
NEtFOSE	(630.0 / 59.0) 298689	(10.70 , 1.00) (0.01 , N/A , 0.0)	1943.5	N/A 0.0 0.0	37.8120 [40.0000]	94.5%			
HFPO-DA	(285.0 / 169.0) 1104777 (285.0 / 185.0) 3238038	(6.71 , 1.00) (0.00 , N/A , 0.1)	1532.4 2452.8	2.9309 105.7 105.7	20.0389 [20.0000]	100.2%			
ADONA	(377.0 / 85.0) 4408570 (377.0 / 251.0) 582298	(7.60 , 1.13) (N/A , 0.00 , 0.1)	2688.3 1364.4	0.1321 105.1 105.1	19.7760 [18.8540]	104.9%			
9CI-Pf3ONS	(531.0 / 351.0) 11566057 (533.0 / 353.0) 3772100	(9.80 , 1.46) (N/A , 0.00 , 0.0)	1710.6 1570.8	0.3261 97.7 97.7	18.8541 [18.6651]	101.0%			
11CI-PF3OUDS	(631.0 / 451.0) 8071262 (633.0 / 453.0) 2542135	(10.05 , 1.50) (N/A , 0.00 , 0.0)	1880.6 1037.4	0.3150 97.4 97.4	19.1229 [18.8642]	101.4%			

Analyte	(Q1 / Q3) Area Counts*min	R.T. (R.T [min], R.R.T.) (Δ RT-I[μ min], Δ RT-CV[μ min], Δ RT ion[s])	S / N	Ion Ratio IR Vs MP% IR Vs CV%	Concentration [True] ng/mL	Q.C. Rec. {Area%CV}	Primary Transition	Confirmation Transition	Flag
3:3FTCA	(241.0 / 177.0) 181509 (241.0 / 117.0) 305608	(4.72, 0.90) (N/A, -0.02, 0.0)	1405.6 1569.9	1.6837 96.7 96.7	41.0930 [40.0000]	102.7%			
5:3FTCA	(341.0 / 236.7) 1128759 (341.0 / 217.0) 1827782	(6.99, 1.10) (N/A, 0.00, 0.0)	1297.1 1807.2	1.6193 94.8 94.8	42.7381 [40.0000]	106.8%			
7:3FTCA	(441.0 / 317.0) 1429515 (441.0 / 337.0) 1176249	(8.81, 1.39) (N/A, 0.00, -0.1)	1715.9 1863.5	0.8228 99.8 99.8	42.0386 [40.0000]	105.1%			
PFEESA	(315.0 / 135.0) 2456978 (315.0 / 83.0) 716033	(6.83, 1.07) (N/A, 0.00, 0.1)	2198.9 1422.7	0.2914 98.0 98.0	19.3285 [17.8492]	108.3%			
PFMPA	(229.0 / 85.0) 498708	(4.39, 0.84) (N/A, -0.02, 0.0)	1654.6	N/A 0.0 0.0	20.1428 [20.0000]	100.7%			
PFMBA	(279.0 / 85.0) 1612834	(5.60, 1.07) (N/A, -0.01, 0.0)	2738.1	N/A 0.0 0.0	20.9014 [20.0000]	104.5%			
NFDHA	(201.0 / 85.0) 60961 (295.0 / 201.0) 398304	(6.24, 0.98) (N/A, 0.00, 0.0)	999.2 2074.4	6.5337 93.4 93.4	20.2736 [20.0000]	101.4%			
13C3_PFBA_IIS	(216.0 / 172.0) 97804	(3.86, N/A) (N/A, -0.03, N/A)	1187.4	N/A	1.0175 [1.0000]	101.7% { 95.7% }			
13C2_PFHxA_IIS	(315.1 / 270.0) 124122	(6.36, N/A) (N/A, 0.00, N/A)	1415.5	N/A	1.0052 [1.0000]	100.5% { 100.3% }			
13C4_PFOA_IIS	(417.0 / 372.0) 127524	(8.10, N/A) (N/A, 0.00, N/A)	875.5	N/A	1.0757 [1.0000]	107.6% { 113.2% }			
13C5_PFNA_IIS	(468.0 / 423.0) 90053	(8.84, N/A) (N/A, 0.00, N/A)	1226.6	N/A	0.9455 [1.0000]	94.6% { 87.7% }			

Analyte	(Q1 / Q3) Area Counts*min	R.T. (R.T [min], R.R.T.) (Δ RT-[min], Δ RT- CV[min], Δ RT ion[s])	S / N	Ion Ratio IR Vs MP% IR Vs CV%	Concentration [True] ng/mL	Q.C. Rec. {Area%CV}	Primary Transition	Confirmation Transition	Flag
13C2_PFDA_IIS	(515.1 / 470.1) 88953	(9.50, N/A) (N/A, 0.00, N/A)	1436.9	N/A	1.0797 [1.0000]	108.0% { 100.5% }			
18O2_PFHxS_IIS	(403.0 / 83.9) 223237	(8.24, N/A) (N/A, 0.00, N/A)	1507.1	N/A	1.0401 [1.0000]	104.0% { 100.9% }			
13C4_PFOS_IIS	(502.8 / 79.9) 177716	(9.60, N/A) (N/A, 0.00, N/A)	359.8	N/A	0.9548 [1.0000]	95.5% { 87.6% }			
13C4_PFBA_EIS	(217.0 / 172.0) 731181	(3.86, N/A) (N/A, -0.04, N/A)	3169.4	N/A	7.9741 [8.0000]	99.7% { 93.3% }			
13C5_PFPeA_EIS	(267.9 / 223.0) 374127	(5.22, N/A) (N/A, -0.02, N/A)	2431.4	N/A	4.1321 [4.0000]	103.3% { 100.6% }			
13C5_PFHxA_EIS	(318.0 / 273.0) 246675	(6.36, N/A) (N/A, 0.00, N/A)	1895.5	N/A	1.9484 [2.0000]	97.4% { 93.0% }			
13C4_PFHpA_EIS	(367.0 / 322.0) 227414	(7.28, N/A) (N/A, 0.00, N/A)	902.5	N/A	1.9900 [2.0000]	99.5% { 100.2% }			
13C8_PFOA_EIS	(421.0 / 376.0) 234578	(8.10, N/A) (N/A, 0.00, N/A)	825.6	N/A	1.8085 [2.0000]	90.4% { 92.6% }			
13C9_PFNA_EIS	(472.0 / 427.0) 102558	(8.84, N/A) (N/A, 0.01, N/A)	1326.3	N/A	1.1540 [1.0000]	115.4% { 111.7% }			
13C6_PFDA_EIS	(519.0 / 474.0) 122944	(9.50, N/A) (N/A, 0.00, N/A)	327.3	N/A	0.9515 [1.0000]	95.2% { 99.7% }			
13C7_PFUnA_EIS	(570.0 / 525.0) 161162	(9.79, N/A) (N/A, -0.01, N/A)	1174.9	N/A	0.9292 [1.0000]	92.9% { 97.5% }			

Analyte	(Q1 / Q3) Area Counts*min	R.T. (R.T [min], R.R.T.) (Δ RT-[min], Δ RT- CV[min], Δ RT ion[s])	S / N	Ion Ratio IR Vs MP% IR Vs CV%	Concentration [True] ng/mL	Q.C. Rec. {Area%CV}	Primary Transition	Confirmation Transition	Flag
13C2_PFDa_EIS	(615.0 / 570.0) 184610	(9.95, N/A) (N/A, -0.01, N/A)	537.0	N/A	0.8770 [1.0000]	87.7% { 80.1% }			
13C2_PFTeDA_EIS	(715.0 / 670.0) 134350	(10.16, N/A) (N/A, -0.01, N/A)	420.5	N/A	0.8695 [1.0000]	86.9% { 90.3% }			
13C3_PFBs_EIS	(302.0 / 80.0) 618324	(6.33, N/A) (N/A, 0.00, N/A)	1578.6	N/A	1.8846 [2.0000]	94.2% { 95.8% }			
13C3_PFHxS_EIS	(402.0 / 80.0) 366628	(8.24, N/A) (N/A, 0.00, N/A)	1364.7	N/A	1.9632 [2.0000]	98.2% { 99.1% }			
13C8_PFOS_EIS	(507.0 / 80.0) 553311	(9.60, N/A) (N/A, 0.00, N/A)	635.6	N/A	2.0424 [2.0000]	102.1% { 89.8% }			
13C2_4:2FTS_EIS	(329.0 / 81.0) 74703	(6.01, N/A) (N/A, 0.00, N/A)	738.6	N/A	4.0372 [4.0000]	100.9% { 103.3% }			
13C2_6:2FTS_EIS	(429.0 / 81.0) 95979	(7.74, N/A) (N/A, 0.00, N/A)	954.6	N/A	3.8663 [4.0000]	96.7% { 101.1% }			
13C2_8:2FTS_EIS	(529.0 / 81.0) 72001	(9.16, N/A) (N/A, 0.00, N/A)	1071.3	N/A	3.3415 [4.0000]	83.5% { 81.3% }			
13C8_PFOsa_EIS	(506.0 / 78.0) 847018	(10.22, N/A) (N/A, -0.01, N/A)	1280.1	N/A	2.0480 [2.0000]	102.4% { 94.9% }			
D3_NMeFOsa_EIS	(515.0 / 169.0) 245593	(10.63, N/A) (N/A, -0.01, N/A)	992.5	N/A	2.0067 [2.0000]	100.3% { 94.5% }			
D5_NEiFOsa_EIS	(531.1 / 169.0) 230269	(10.72, N/A) (N/A, -0.01, N/A)	1632.0	N/A	2.0751 [2.0000]	103.8% { 95.0% }			

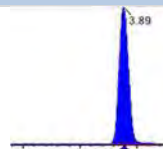
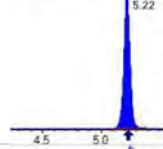
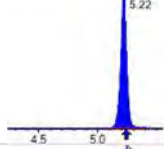
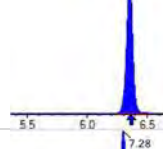
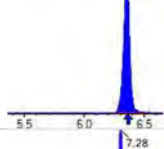
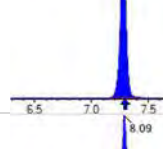
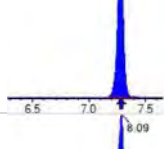
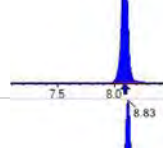
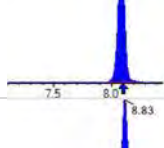
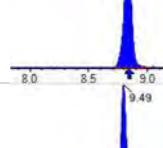
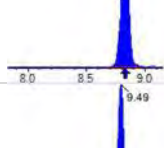
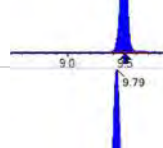
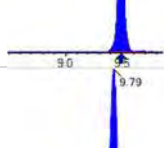
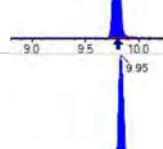
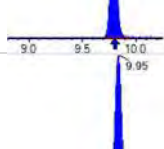
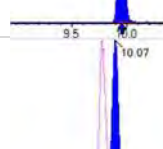
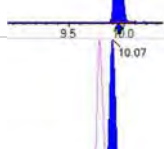
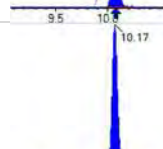
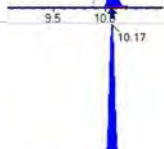

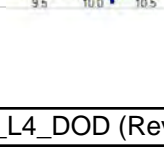


Chemist: ABK
 Instrument: Saphira
 Type: Sciex Q3 5500

Sample I.D.: SB03724-CAL6
 DF, IV: 1, 10.0µL
 Acquisition Method: 1633 2022-12-07.dam

Quant Method: 1633 - 2022-12-07
 Path: S2022-12-07A18.wiff-0
 Acquired: 2022/12/07 - 15:15

Analyte	(Q1 / Q3) Area Counts*min	R.T. (R.T [min], R.R.T.) (ΔRT-I[min], ΔRT-CV[min], ΔRT ion[s])	S / N	Ion Ratio IR Vs MP% IR Vs CV%	Concentration [True] ng/mL	Q.C. Rec. {Area%CV}	Primary Transition	Confirmation Transition	Flag
D3_MeFOSAA_EIS	(573.0 / 419.0) 239965	(9.63, N/A) (N/A, 0.00, N/A)	642.6	N/A	3.9813 [4.0000]	99.5% { 87.9% }			
D5_EtFOSAA_EIS	(589.0 / 419.0) 230579	(9.77, N/A) (N/A, 0.00, N/A)	537.8	N/A	4.4510 [4.0000]	111.3% { 99.9% }			
D7_NMeFOSE_EIS	(623.2 / 58.9) 429191	(10.60, N/A) (N/A, -0.01, N/A)	1275.0	N/A	20.5315 [20.0000]	102.7% { 94.3% }			
D9_NEtFOSE_EIS	(639.2 / 58.9) 230721	(10.69, N/A) (N/A, -0.01, N/A)	2568.8	N/A	21.6616 [20.0000]	108.3% { 97.1% }			
13C3_HFPODA_EIS	(287.0 / 169.0) 664084	(6.70, N/A) (N/A, 0.00, N/A)	1445.6	N/A	7.9643 [8.0000]	99.6% { 98.9% }			

Analyte	(Q1 / Q3) Area Counts*min	R.T. (R.T [min], R.R.T.) (Δ RT-[min], Δ RT- CV[min], Δ RT ion[s])	S / N	Ion Ratio IR Vs MP% IR Vs CV%	Concentration [True] ng/mL	Q.C. Rec. {Area%CV}	Primary Transition	Confirmation Transition	Flag
PFBA	(212.9 / 169.0) 5199576	(3.89, 1.00) (0.00, N/A, 0.0)	180.7	N/A 0.0 0.0	82.4975 [80.0000]	103.1%			
PFPeA	(262.9 / 219.0) 3362998 (262.9 / 69.0) 38439	(5.22, 1.00) (0.00, N/A, -0.1)	3397.1 894.2	0.0114 98.1 98.1	41.2084 [40.0000]	103.0%			
PFHxA	(313.0 / 269.0) 2362644 (313.0 / 119.0) 217133	(6.35, 1.00) (0.00, N/A, 0.0)	2094.4 1309.1	0.0919 102.2 102.2	20.1621 [20.0000]	100.8%			
PFHpA	(363.0 / 319.0) 2179272 (363.0 / 169.0) 665343	(7.28, 1.00) (0.00, N/A, 0.0)	1731.5 1445.5	0.3053 106.4 106.4	19.6489 [20.0000]	98.2%			
PFOA	(413.0 / 369.0) 2405737 (413.0 / 169.0) 775829	(8.09, 1.00) (0.00, N/A, 0.1)	1631.8 1792.1	0.3225 99.7 99.7	18.9834 [20.0000]	94.9%			
PFNA	(463.0 / 419.0) 1726437 (463.0 / 169.0) 353292	(8.83, 1.00) (0.00, N/A, 0.2)	2587.6 492.9	0.2046 101.7 101.7	19.9119 [20.0000]	99.6%			
PFDA	(513.0 / 469.0) 2364190 (513.0 / 169.0) 238284	(9.49, 1.00) (0.00, N/A, 0.0)	1745.0 819.6	0.1008 113.5 113.5	17.2769 [20.0000]	86.4%			
PFUnA	(563.0 / 519.0) 2705865 (563.0 / 169.0) 253235	(9.79, 1.00) (0.00, N/A, -0.2)	1839.8 731.6	0.0936 87.1 87.1	20.2932 [20.0000]	101.5%			
PFDoA	(613.0 / 569.0) 3387883 (613.0 / 169.0) 431486	(9.95, 1.00) (0.00, N/A, -0.2)	2212.8 1060.8	0.1274 106.9 106.9	18.8222 [20.0000]	94.1%			
PFTrDA	(663.0 / 619.0) 2955289 (663.0 / 169.0) 578942	(10.07, 1.01) (N/A, 0.00, 0.1)	1299.3 933.5	0.1959 105.2 105.2	18.6920 [20.0000]	93.5%			
PFTeDA	(713.0 / 669.0) 2725237 (713.0 / 169.0) 485635	(10.17, 1.00) (0.00, N/A, -0.1)	1937.8 1078.2	0.1782 90.5 90.5	20.3601 [20.0000]	101.8%			



Chemist: ABK
Instrument: Saphira
Type: Sciex Q3 5500

Sample I.D.: SB03724-CAL7
DF, IV: 1, 10.0µL
Acquisition Method: 1633 2022-12-07.dam

Quant Method: 1633 - 2022-12-07
Path: S2022-12-07A19.wiff-0
Acquired: 2022/12/07 - 15:28

Analyte	(Q1 / Q3) Area Counts*min	R.T. (R.T [min], R.R.T.) (Δ RT-[min], Δ RT- CV[min], Δ RT ion[s])	S / N	Ion Ratio IR Vs MP% IR Vs CV%	Concentration [True] ng/mL	Q.C. Rec. {Area%CV}	Primary Transition	Confirmation Transition	Flag
PFBS	(298.9 / 80.0) 3229984 (298.9 / 99.0) 2182190	(6.33 , 1.00) (0.00 , N/A , 0.0)	2220.0 2554.0	0.6756 99.7 99.7	16.6689 [17.6947]	94.2%			
PFPeS	(349.0 / 80.0) 6215123 (349.0 / 99.0) 2217179	(7.36 , 0.89) (N/A , -0.01 , 0.0)	2249.8 2278.8	0.3567 97.8 97.8	18.7784 [18.7676]	100.1%			
PFHxS	(399.0 / 80.0) 5378212 (399.0 / 99.0) 1826506	(8.23 , 1.00) (0.00 , N/A , 0.0)	737859.1 46696.2	0.3396 98.5 98.5	18.3258 [18.2197]	100.6%			
PFHpS	(449.0 / 80.0) 4526138 (449.0 / 99.0) 1324290	(9.00 , 0.94) (N/A , -0.01 , 0.0)	2866.5 3035.8	0.2926 102.9 102.9	18.4053 [19.0281]	96.7%			
PFOS	(499.0 / 80.0) 5613835 (499.0 / 99.0) 1363447	(9.60 , 1.00) (0.00 , N/A , 0.0)	332.2 877.7	0.2429 94.3 94.3	18.4287 [18.5499]	99.3%			
PFNS	(549.0 / 80.0) 7005194 (549.0 / 99.0) 1727932	(9.83 , 1.02) (N/A , 0.00 , -0.1)	1890.4 1145.5	0.2467 103.2 103.2	19.5842 [19.1977]	102.0%			
PFDS	(599.0 / 80.0) 9192181 (599.0 / 99.0) 2137337	(9.97 , 1.04) (N/A , -0.01 , -0.1)	1054.7 1623.0	0.2325 100.0 100.0	20.5196 [19.2621]	106.5%			
PFDoS	(698.9 / 80.0) 5678530 (698.9 / 99.0) 1164180	(10.15 , 1.06) (N/A , -0.01 , 0.0)	1698.7 1690.5	0.2050 88.5 88.5	21.3732 [19.3913]	110.2%			
4:2FTS	(327.0 / 307.0) 4657290 (327.0 / 81.0) 2637893	(6.01 , 1.00) (0.00 , N/A , 0.1)	3311.6 2582.2	0.5664 94.8 94.8	75.5293 [74.7622]	101.0%			
6:2FTS	(427.0 / 407.0) 2777392 (427.0 / 81.0) 2002517	(7.73 , 1.00) (0.00 , N/A , 0.1)	2374.0 2451.1	0.7210 100.3 100.3	68.2104 [75.9234]	89.8%			
8:2FTS	(527.0 / 507.0) 2422577 (527.0 / 81.0) 1592545	(9.15 , 1.00) (0.00 , N/A , 0.1)	1098.8 2583.7	0.6574 105.4 105.4	66.3269 [76.6631]	86.5%			

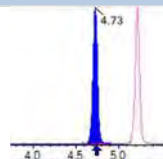
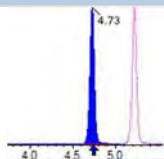
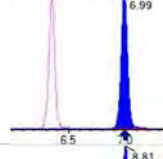
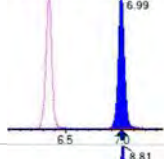
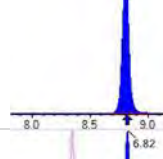
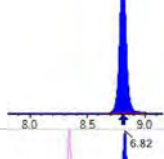
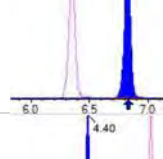
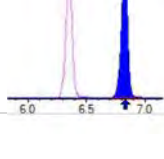
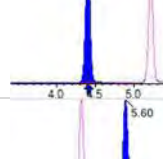
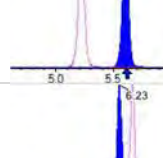
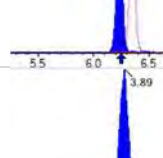
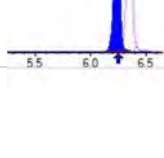
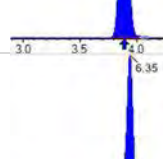
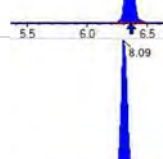
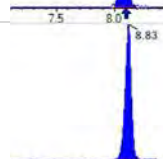



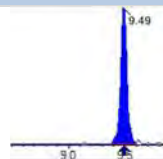
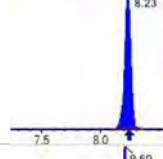
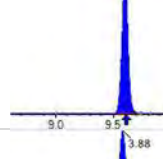
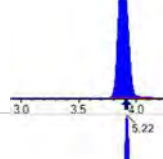
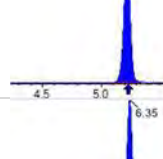
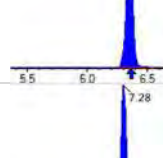
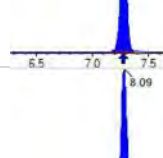
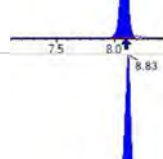
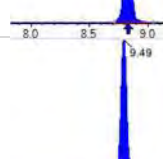
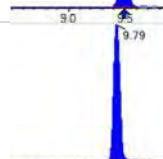

Chemist: ABK
 Instrument: Saphira
 Type: Sciex Q3 5500

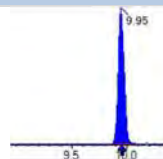
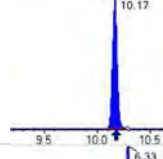
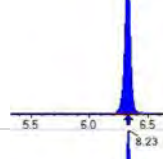
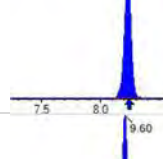
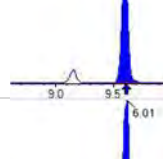
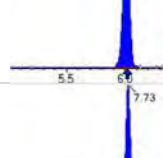
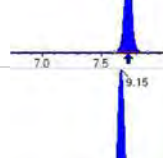
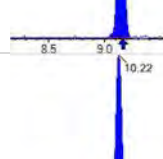
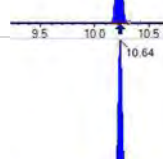
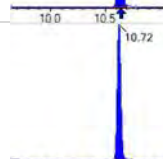

Sample I.D.: SB03724-CAL7
 DF, IV: 1, 10.0µL
 Acquisition Method: 1633 2022-12-07.dam

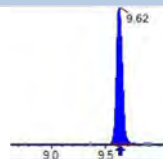
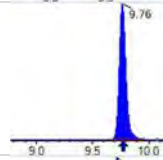
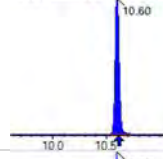
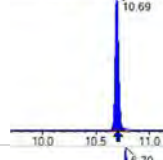
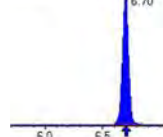
Quant Method: 1633 - 2022-12-07
 Path: S2022-12-07A19.wiff-0
 Acquired: 2022/12/07 - 15:28

Analyte	(Q1 / Q3) Area Counts*min	R.T. (R.T [min], R.R.T.) (ΔRT-[min], ΔRT- CV[min], ΔRT ion[s])	S / N	Ion Ratio IR Vs MP% IR Vs CV%	Concentration [True] ng/mL	Q.C. Rec. {Area%CV}	Primary Transition	Confirmation Transition	Flag
PFOSA	(498.0 / 78.0) 9268030 (498.0 / 478.0) 211011	(10.22 , 1.00) (0.00 , N/A , 0.0)	1455.1 589.3	0.0228 95.4 95.4	20.3351 [20.0000]	101.7%			
NMeFOSA	(511.9 / 219.0) 8637072 (511.9 / 169.0) 5765056	(10.64 , 1.00) (0.00 , N/A , 0.0)	1877.8 1931.1	0.6675 100.1 100.1	69.4405 [80.0000]	86.8%			
NEIFOSA	(526.0 / 219.0) 8920353 (526.0 / 169.0) 9392194	(10.73 , 1.00) (0.00 , N/A , 0.0)	2958.1 3607.7	1.0529 96.6 96.6	78.4009 [80.0000]	98.0%			
NMeFOSAA	(570.0 / 419.0) 1076714 (570.0 / 483.0) 528490	(9.63 , 1.00) (0.00 , N/A , 0.1)	1722.5 951.9	0.4908 105.8 105.8	20.3731 [20.0000]	101.9%			
NEIFOSAA	(584.0 / 419.0) 923472 (584.0 / 526.0) 558749	(9.77 , 1.00) (0.01 , N/A , 0.2)	1215.0 611153.2	0.6051 99.7 99.7	18.7294 [20.0000]	93.6%			
NMeFOSE	(616.1 / 59.0) 2355461	(10.61 , 1.00) (0.01 , N/A , 0.0)	1886.9	N/A 0.0 0.0	76.1482 [80.0000]	95.2%			
NEtFOSE	(630.0 / 59.0) 555574	(10.70 , 1.00) (0.01 , N/A , 0.0)	2383.5	N/A 0.0 0.0	75.2772 [80.0000]	94.1%			
HFPO-DA	(285.0 / 169.0) 2024469 (285.0 / 185.0) 6138192	(6.70 , 1.00) (0.00 , N/A , 0.0)	1491.4 2268.9	3.0320 109.4 109.4	37.5811 [40.0000]	94.0%			
ADONA	(377.0 / 85.0) 8002295 (377.0 / 251.0) 1028270	(7.59 , 1.13) (N/A , -0.01 , 0.1)	2482.9 1751.3	0.1285 102.2 102.2	36.7380 [37.7080]	97.4%			
9CI-Pf3ONS	(531.0 / 351.0) 20443740 (533.0 / 353.0) 6878741	(9.79 , 1.46) (N/A , 0.00 , 0.0)	1533.8 1981.7	0.3365 100.8 100.8	34.1067 [37.3302]	91.4%			
11CI-PF3OUDS	(631.0 / 451.0) 16266901 (633.0 / 453.0) 4974912	(10.04 , 1.50) (N/A , -0.01 , -0.1)	1714.7 1153.5	0.3058 94.5 94.5	39.4435 [37.7283]	104.5%			

Analyte	(Q1 / Q3) Area Counts*min	R.T. (R.T [min], R.R.T.) (Δ RT-[min], Δ RT- CV[min], Δ RT ion[s])	S / N	Ion Ratio IR Vs MP% IR Vs CV%	Concentration [True] ng/mL	Q.C. Rec. {Area%CV}	Primary Transition	Confirmation Transition	Flag
3:3FTCA	(241.0 / 177.0) 315763 (241.0 / 117.0) 562660	(4.73, 0.91) (N/A, -0.01, 0.1)	1343.9 1424.5	1.7819 102.4 102.4	78.7606 [80.0000]	98.5%			
5:3FTCA	(341.0 / 236.7) 2124768 (341.0 / 217.0) 3519483	(6.99, 1.10) (N/A, -0.01, 0.0)	1549.8 1866.9	1.6564 97.0 97.0	85.3457 [80.0000]	106.7%			
7:3FTCA	(441.0 / 317.0) 2845430 (441.0 / 337.0) 2317220	(8.81, 1.39) (N/A, -0.01, 0.0)	2380.6 2145.8	0.8144 98.7 98.7	88.7694 [80.0000]	111.0%			
PFEESA	(315.0 / 135.0) 4332282 (315.0 / 83.0) 1281110	(6.82, 1.07) (N/A, -0.01, -0.1)	1182.8 1490.9	0.2957 99.4 99.4	36.1550 [35.6984]	101.3%			
PFMPA	(229.0 / 85.0) 861554	(4.40, 0.84) (N/A, -0.01, 0.0)	1850.0	N/A 0.0 0.0	38.3385 [40.0000]	95.8%			
PFMBA	(279.0 / 85.0) 2779679	(5.60, 1.07) (N/A, -0.01, 0.0)	2502.4	N/A 0.0 0.0	39.6880 [40.0000]	99.2%			
NFDHA	(201.0 / 85.0) 115556 (295.0 / 201.0) 744066	(6.23, 0.98) (N/A, -0.01, -0.3)	1034.6 1567.7	6.4390 92.0 92.0	40.6428 [40.0000]	101.6%			
13C3_PFBA_IIS	(216.0 / 172.0) 84555	(3.89, N/A) (N/A, -0.01, N/A)	1663.0	N/A	0.8796 [1.0000]	88.0% { 82.8% }			
13C2_PFHxA_IIS	(315.1 / 270.0) 111907	(6.35, N/A) (N/A, -0.01, N/A)	1366.4	N/A	0.9062 [1.0000]	90.6% { 90.4% }			
13C4_PFOA_IIS	(417.0 / 372.0) 107401	(8.09, N/A) (N/A, -0.01, N/A)	736.9	N/A	0.9060 [1.0000]	90.6% { 95.4% }			
13C5_PFNA_IIS	(468.0 / 423.0) 87743	(8.83, N/A) (N/A, 0.00, N/A)	583.4	N/A	0.9213 [1.0000]	92.1% { 85.4% }			

Analyte	(Q1 / Q3) Area Counts*min	R.T. (R.T [min], R.R.T.) (Δ RT-[min], Δ RT- CV[min], Δ RT ion[s])	S / N	Ion Ratio IR Vs MP% IR Vs CV%	Concentration [True] ng/mL	Q.C. Rec. {Area%CV}	Primary Transition	Confirmation Transition	Flag
13C2_PFDA_IIS	(515.1 / 470.1) 83376	(9.49, N/A) (N/A, -0.01, N/A)	362.0	N/A	1.0121 [1.0000]	101.2% { 94.2% }			
18O2_PFHxS_IIS	(403.0 / 83.9) 205198	(8.23, N/A) (N/A, -0.01, N/A)	1785.0	N/A	0.9560 [1.0000]	95.6% { 92.8% }			
13C4_PFOS_IIS	(502.8 / 79.9) 171830	(9.60, N/A) (N/A, 0.00, N/A)	665.2	N/A	0.9232 [1.0000]	92.3% { 84.7% }			
13C4_PFBA_EIS	(217.0 / 172.0) 662202	(3.88, N/A) (N/A, -0.01, N/A)	2563.7	N/A	8.3535 [8.0000]	104.4% { 84.5% }			
13C5_PFPeA_EIS	(267.9 / 223.0) 339579	(5.22, N/A) (N/A, -0.01, N/A)	2118.2	N/A	4.1599 [4.0000]	104.0% { 91.3% }			
13C5_PFHxA_EIS	(318.0 / 273.0) 232525	(6.35, N/A) (N/A, -0.01, N/A)	1345.1	N/A	2.0371 [2.0000]	101.9% { 87.6% }			
13C4_PFHpA_EIS	(367.0 / 322.0) 218977	(7.28, N/A) (N/A, 0.00, N/A)	1100.2	N/A	2.1253 [2.0000]	106.3% { 96.5% }			
13C8_PFOA_EIS	(421.0 / 376.0) 245873	(8.09, N/A) (N/A, -0.01, N/A)	1091.6	N/A	2.2507 [2.0000]	112.5% { 97.0% }			
13C9_PFNA_EIS	(472.0 / 427.0) 89934	(8.83, N/A) (N/A, 0.00, N/A)	709.8	N/A	1.0386 [1.0000]	103.9% { 97.9% }			
13C6_PFDA_EIS	(519.0 / 474.0) 134886	(9.49, N/A) (N/A, 0.00, N/A)	542.7	N/A	1.1138 [1.0000]	111.4% { 109.4% }			
13C7_PFUnA_EIS	(570.0 / 525.0) 151468	(9.79, N/A) (N/A, 0.00, N/A)	657.9	N/A	0.9317 [1.0000]	93.2% { 91.6% }			

Analyte	(Q1 / Q3) Area Counts*min	R.T. (R.T [min], R.R.T.) (Δ RT-[min], Δ RT- CV[min], Δ RT ion[s])	S / N	Ion Ratio IR Vs MP% IR Vs CV%	Concentration [True] ng/mL	Q.C. Rec. {Area%CV}	Primary Transition	Confirmation Transition	Flag
13C2_PFDa_EIS	(615.0 / 570.0) 195621	(9.95, N/A) (N/A, -0.01, N/A)	1251.2	N/A	0.9915 [1.0000]	99.2% { 84.9% }			
13C2_PFTeDA_EIS	(715.0 / 670.0) 135790	(10.17, N/A) (N/A, -0.01, N/A)	590.5	N/A	0.9376 [1.0000]	93.8% { 91.2% }			
13C3_PFBs_EIS	(302.0 / 80.0) 634789	(6.33, N/A) (N/A, -0.01, N/A)	1793.1	N/A	2.1049 [2.0000]	105.2% { 98.3% }			
13C3_PFHxS_EIS	(402.0 / 80.0) 350084	(8.23, N/A) (N/A, 0.00, N/A)	1669.9	N/A	2.0394 [2.0000]	102.0% { 94.6% }			
13C8_PFOS_EIS	(507.0 / 80.0) 542677	(9.60, N/A) (N/A, -0.01, N/A)	720.9	N/A	2.0717 [2.0000]	103.6% { 88.1% }			
13C2_4:2FTS_EIS	(329.0 / 81.0) 70604	(6.01, N/A) (N/A, -0.01, N/A)	667.8	N/A	4.1512 [4.0000]	103.8% { 97.7% }			
13C2_6:2FTS_EIS	(429.0 / 81.0) 102677	(7.73, N/A) (N/A, -0.01, N/A)	1127.8	N/A	4.4997 [4.0000]	112.5% { 108.2% }			
13C2_8:2FTS_EIS	(529.0 / 81.0) 93033	(9.15, N/A) (N/A, -0.01, N/A)	578.6	N/A	4.6972 [4.0000]	117.4% { 105.1% }			
13C8_PFOsa_EIS	(506.0 / 78.0) 820790	(10.22, N/A) (N/A, 0.00, N/A)	1095.8	N/A	2.0526 [2.0000]	102.6% { 91.9% }			
D3_NMeFOsa_EIS	(515.0 / 169.0) 270656	(10.64, N/A) (N/A, -0.01, N/A)	1077.1	N/A	2.2872 [2.0000]	114.4% { 104.1% }			
D5_NEiFOsa_EIS	(531.1 / 169.0) 219731	(10.72, N/A) (N/A, -0.01, N/A)	1504.1	N/A	2.0479 [2.0000]	102.4% { 90.6% }			

Analyte	(Q1 / Q3) Area Counts*min	R.T. (R.T [min], R.R.T.) (Δ RT-I[μ min], Δ RT- CV[μ min], Δ RT ion[s])	S / N	Ion Ratio IR Vs MP% IR Vs CV%	Concentration [True] ng/mL	Q.C. Rec. {Area%CV}	Primary Transition	Confirmation Transition	Flag
D3_MeFOSAA_EIS	(573.0 / 419.0) 242408	(9.62, N/A) (N/A, 0.00, N/A)	783.8	N/A	4.1596 [4.0000]	104.0% { 88.8% }			
D5_EtFOSAA_EIS	(589.0 / 419.0) 214915	(9.76, N/A) (N/A, -0.01, N/A)	668.5	N/A	4.2907 [4.0000]	107.3% { 93.2% }			
D7_NMeFOSE_EIS	(623.2 / 58.9) 440031	(10.60, N/A) (N/A, -0.01, N/A)	1809.7	N/A	21.7711 [20.0000]	108.9% { 96.7% }			
D9_NEtFOSE_EIS	(639.2 / 58.9) 215564	(10.69, N/A) (N/A, -0.01, N/A)	1799.6	N/A	20.9318 [20.0000]	104.7% { 90.7% }			
13C3_HFPODA_EIS	(287.0 / 169.0) 648879	(6.70, N/A) (N/A, -0.01, N/A)	1492.2	N/A	8.6314 [8.0000]	107.9% { 96.6% }			

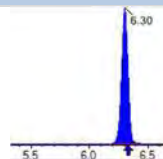
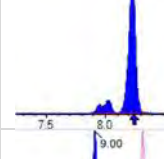
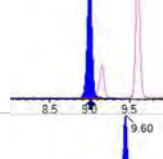
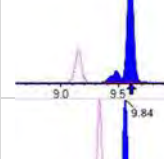
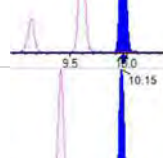
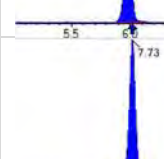


Chemist: ABK
Instrument: Saphira
Type: Sciex Q3 5500

Sample I.D.: SB03724-CAL8
DF, IV: 1, 10.0µL
Acquisition Method: 1633 2022-12-07.dam

Quant Method: 1633 - 2022-12-07
Path: S2022-12-07A20.wiff- 0
Acquired: 2022/12/07 - 15:41

Analyte	(Q1 / Q3) Area Counts*min	R.T. (R.T [min], R.R.T.) (ΔRT-[min], ΔRT- CV[min], ΔRT ion[s])	S / N	Ion Ratio IR Vs MP% IR Vs CV%	Concentration [True] ng/mL	Q.C. Rec. {Area%CV}	Primary Transition	Confirmation Transition	Flag
PFBA	(212.9 / 169.0) 11756955	(3.83, 1.00) (0.00, N/A, 0.0)	16541.6	N/A 0.0 0.0	199.0536 [200.0000]	99.5%			
PFPeA	(262.9 / 219.0) 7877081 (262.9 / 69.0) 85943	(5.18, 1.00) (0.00, N/A, 0.0)	2780.6 1476.7	0.0109 93.7 93.7	99.6572 [100.0000]	99.7%			
PFHxA	(313.0 / 269.0) 5574603 (313.0 / 119.0) 535836	(6.33, 1.00) (0.00, N/A, 0.0)	2668.8 1802.6	0.0961 106.9 106.9	46.7571 [50.0000]	93.5%			
PFHpA	(363.0 / 319.0) 5389915 (363.0 / 169.0) 1530168	(7.27, 1.00) (0.00, N/A, 0.0)	1761.8 1877.6	0.2839 99.0 99.0	47.6507 [50.0000]	95.3%			
PFOA	(413.0 / 369.0) 5748829 (413.0 / 169.0) 1839407	(8.09, 1.00) (0.00, N/A, -0.1)	2175.6 1817.9	0.3200 98.9 98.9	49.3123 [50.0000]	98.6%			
PFNA	(463.0 / 419.0) 4158420 (463.0 / 169.0) 926927	(8.83, 1.00) (0.00, N/A, -0.1)	3131.1 736.2	0.2229 110.7 110.7	50.0353 [50.0000]	100.1%			
PFDA	(513.0 / 469.0) 5868988 (513.0 / 169.0) 548012	(9.49, 1.00) (0.00, N/A, 0.0)	1315.3 1124.9	0.0934 105.2 105.2	49.0078 [50.0000]	98.0%			
PFUnA	(563.0 / 519.0) 5240793 (563.0 / 169.0) 524900	(9.79, 1.00) (0.00, N/A, 0.0)	1823.2 772.2	0.1002 93.2 93.2	48.2825 [50.0000]	96.6%			
PFDoA	(613.0 / 569.0) 7741668 (613.0 / 169.0) 937780	(9.95, 1.00) (0.00, N/A, 0.0)	1420.4 1530.2	0.1211 101.7 101.7	48.7265 [50.0000]	97.5%			
PFTTrDA	(663.0 / 619.0) 6240578 (663.0 / 169.0) 1330591	(10.07, 1.01) (N/A, 0.00, 0.0)	1971.0 1101.6	0.2132 114.5 114.5	44.7167 [50.0000]	89.4%			
PFTeDA	(713.0 / 669.0) 5780923 (713.0 / 169.0) 1088888	(10.17, 1.00) (0.00, N/A, 0.0)	1258.7 716.4	0.1884 95.7 95.7	43.4104 [50.0000]	86.8%			

Analyte	(Q1 / Q3) Area Counts*min	R.T. (R.T [min], R.R.T.) (Δ RT-[min], Δ RT- CV[min], Δ RT ion[s])	S / N	Ion Ratio IR Vs MP% IR Vs CV%	Concentration [True] ng/mL	Q.C. Rec. {Area%CV}	Primary Transition	Confirmation Transition	Flag
PFBS	(298.9 / 80.0) 7644606 (298.9 / 99.0) 5235309	(6.30 , 1.00) (0.00 , N/A , -0.1)	2293.9 2477.2	0.6848 101.1 101.1	42.4945 [44.2367]	96.1%			
PFPeS	(349.0 / 80.0) 14504483 (349.0 / 99.0) 5436065	(7.35 , 0.89) (N/A , -0.01 , 0.1)	2691.6 2488.3	0.3748 102.8 102.8	44.2638 [46.9191]	94.3%			
PFHxS	(399.0 / 80.0) 12574473 (399.0 / 99.0) 4383893	(8.23 , 1.00) (0.00 , N/A , 0.1)	50239.5 4304292.6	0.3486 101.1 101.1	43.2767 [45.5491]	95.0%			
PFHpS	(449.0 / 80.0) 11606040 (449.0 / 99.0) 3192787	(9.00 , 0.94) (N/A , -0.01 , -0.2)	2811.8 2629.9	0.2751 96.8 96.8	49.6060 [47.5703]	104.3%			
PFOS	(499.0 / 80.0) 13649162 (499.0 / 99.0) 2973745	(9.60 , 1.00) (0.00 , N/A , 0.1)	370.6 733.8	0.2179 84.6 84.6	47.0949 [46.3746]	101.6%			
PFNS	(549.0 / 80.0) 15031872 (549.0 / 99.0) 3579231	(9.84 , 1.02) (N/A , 0.00 , 0.0)	1869.5 1426.6	0.2381 99.6 99.6	44.1706 [47.9943]	92.0%			
PFDS	(599.0 / 80.0) 19985144 (599.0 / 99.0) 4777065	(9.97 , 1.04) (N/A , 0.00 , -0.1)	1890.8 1033.3	0.2390 102.8 102.8	46.8911 [48.1553]	97.4%			
PFDoS	(698.9 / 80.0) 11771864 (698.9 / 99.0) 2437947	(10.15 , 1.06) (N/A , 0.00 , 0.1)	1718.5 1732.6	0.2071 89.4 89.4	46.5707 [48.4781]	96.1%			
4:2FTS	(327.0 / 307.0) 10404170 (327.0 / 81.0) 5998335	(5.98 , 1.00) (0.00 , N/A , 0.0)	2952.7 2625.4	0.5765 96.5 96.5	169.3071 [186.9055]	90.6%			
6:2FTS	(427.0 / 407.0) 7022478 (427.0 / 81.0) 4908914	(7.73 , 1.00) (0.00 , N/A , -0.1)	2902.0 2565.2	0.6990 97.2 97.2	168.8479 [189.8085]	89.0%			
8:2FTS	(527.0 / 507.0) 5870374 (527.0 / 81.0) 3775665	(9.15 , 1.00) (0.00 , N/A , -0.1)	1508.7 2132.6	0.6432 103.2 103.2	147.3371 [191.6577]	76.9%			

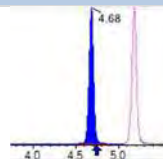
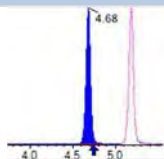
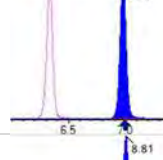
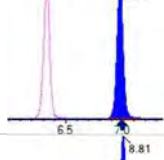
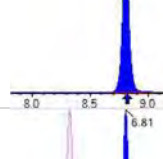
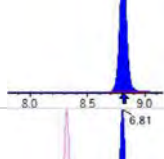
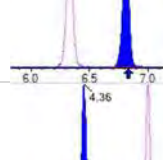
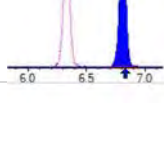
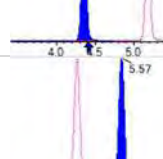
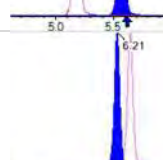
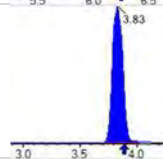

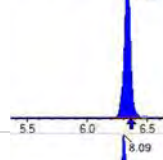
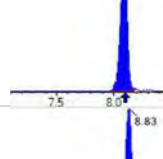
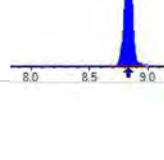
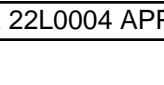


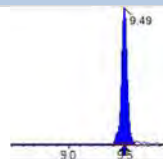
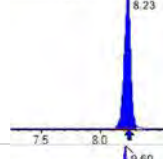
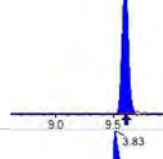
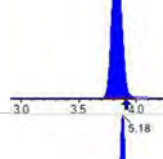
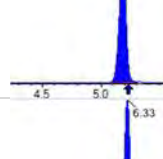
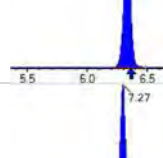
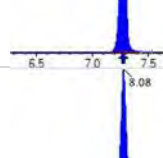
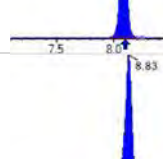
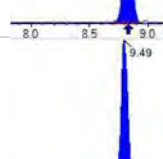
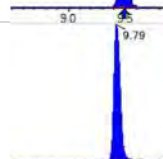

Chemist: ABK
Instrument: Saphira
Type: Sciex Q3 5500

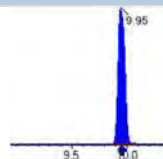
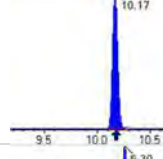
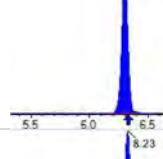
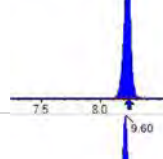
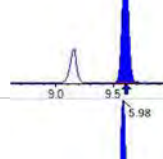
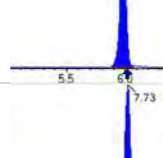
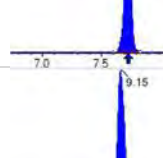
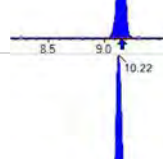
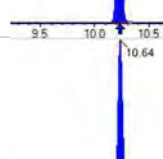
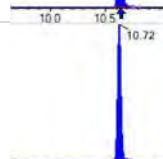

Sample I.D.: SB03724-CAL8
DF, IV: 1, 10.0µL
Acquisition Method: 1633 2022-12-07.dam

Quant Method: 1633 - 2022-12-07
Path: S2022-12-07A20.wiff-0
Acquired: 2022/12/07 - 15:41

Analyte	(Q1 / Q3) Area Counts*min	R.T. (R.T [min], R.R.T.) (ΔRT-I[min], ΔRT-CV[min], ΔRT ion[s])	S / N	Ion Ratio IR Vs MP% IR Vs CV%	Concentration [True] ng/mL	Q.C. Rec. {Area%CV}	Primary Transition	Confirmation Transition	Flag
PFOSA	(498.0 / 78.0) 21157119 (498.0 / 478.0) 464426	(10.22 , 1.00) (0.00 , N/A , 0.0)	1087.5 872.5	0.0220 91.9 91.9	50.0666 [50.0000]	100.1%			
NMeFOSA	(511.9 / 219.0) 17401665 (511.9 / 169.0) 11577946	(10.64 , 1.00) (0.00 , N/A , 0.0)	1927.0 1682.6	0.6653 99.8 99.8	143.0858 [200.0000]	71.5%			
NEIFOSA	(526.0 / 219.0) 18021044 (526.0 / 169.0) 19000482	(10.73 , 1.00) (0.00 , N/A , 0.0)	3263.3 3324.4	1.0543 96.7 96.7	186.9414 [200.0000]	93.5%			
NMeFOSAA	(570.0 / 419.0) 2382189 (570.0 / 483.0) 1312955	(9.63 , 1.00) (0.00 , N/A , 0.0)	3381.5 1109.7	0.5512 118.8 118.8	44.4304 [50.0000]	88.9%			
NEIFOSAA	(584.0 / 419.0) 2079285 (584.0 / 526.0) 1303983	(9.77 , 1.00) (0.00 , N/A , 0.1)	1553.1 23419.6	0.6271 103.3 103.3	48.5742 [50.0000]	97.1%			
NMeFOSE	(616.1 / 59.0) 5372390	(10.61 , 1.00) (0.01 , N/A , 0.0)	1982.1	N/A 0.0 0.0	201.7338 [200.0000]	100.9%			
NEIFOSE	(630.0 / 59.0) 1175916	(10.70 , 1.00) (0.01 , N/A , 0.0)	2805.4	N/A 0.0 0.0	178.7772 [200.0000]	89.4%			
HFPO-DA	(285.0 / 169.0) 4821313 (285.0 / 185.0) 13791027	(6.69 , 1.00) (0.00 , N/A , 0.1)	2020.4 2171.7	2.8604 103.2 103.2	93.9649 [100.0000]	94.0%			
ADONA	(377.0 / 85.0) 18897863 (377.0 / 251.0) 2442076	(7.59 , 1.13) (N/A , -0.01 , 0.1)	2462.2 2296.7	0.1292 102.8 102.8	91.0866 [94.2700]	96.6%			
9CI-Pf3ONS	(531.0 / 351.0) 40603801 (533.0 / 353.0) 14602434	(9.79 , 1.46) (N/A , 0.00 , 0.1)	1674.9 1777.6	0.3596 107.7 107.7	71.1193 [93.3254]	76.2%			
11CI-PF3OUDS	(631.0 / 451.0) 31850494 (633.0 / 453.0) 10991721	(10.05 , 1.50) (N/A , 0.00 , 0.1)	1915.9 1627.6	0.3451 106.7 106.7	81.0827 [94.3208]	86.0%			

Analyte	(Q1 / Q3) Area Counts*min	R.T. (R.T [min], R.R.T.) (Δ RT-I[μ min], Δ RT-CV[μ min], Δ RT ion[s])	S / N	Ion Ratio IR Vs MP% IR Vs CV%	Concentration [True] ng/mL	Q.C. Rec. {Area%CV}	Primary Transition	Confirmation Transition	Flag
3:3FTCA	(241.0 / 177.0) 807011 (241.0 / 117.0) 1390451	(4.68, 0.90) (N/A, -0.06, 0.0)	1788.3 1776.9	1.7230 99.0 99.0	207.8316 [200.0000]	103.9%			
5:3FTCA	(341.0 / 236.7) 5272640 (341.0 / 217.0) 8477122	(6.98, 1.10) (N/A, -0.02, 0.0)	2155.2 2087.1	1.6078 94.1 94.1	208.1589 [200.0000]	104.1%			
7:3FTCA	(441.0 / 317.0) 6523569 (441.0 / 337.0) 5401634	(8.81, 1.39) (N/A, -0.01, 0.0)	2200.9 2737.6	0.8280 100.4 100.4	200.0310 [200.0000]	100.0%			
PFEESA	(315.0 / 135.0) 10556816 (315.0 / 83.0) 3051589	(6.81, 1.08) (N/A, -0.02, 0.1)	2064.8 1942.0	0.2891 97.2 97.2	86.5928 [89.2459]	97.0%			
PFMPA	(229.0 / 85.0) 2125213	(4.36, 0.84) (N/A, -0.06, 0.0)	1746.3	N/A 0.0 0.0	97.6424 [100.0000]	97.6%			
PFMBA	(279.0 / 85.0) 6579526	(5.57, 1.07) (N/A, -0.04, 0.0)	2777.5	N/A 0.0 0.0	96.9936 [100.0000]	97.0%			
NFDHA	(201.0 / 85.0) 293111 (295.0 / 201.0) 1821849	(6.21, 0.98) (N/A, -0.03, -0.1)	1604.9 1835.7	6.2156 88.8 88.8	99.7346 [100.0000]	99.7%			
13C3_PFBA_IIS	(216.0 / 172.0) 82378	(3.83, N/A) (N/A, -0.07, N/A)	933.5	N/A	0.8570 [1.0000]	85.7% {80.6%}			
13C2_PFHxA_IIS	(315.1 / 270.0) 114035	(6.33, N/A) (N/A, -0.03, N/A)	798.2	N/A	0.9235 [1.0000]	92.3% {92.1%}			
13C4_PFOA_IIS	(417.0 / 372.0) 112012	(8.09, N/A) (N/A, -0.01, N/A)	771.8	N/A	0.9449 [1.0000]	94.5% {99.5%}			
13C5_PFNA_IIS	(468.0 / 423.0) 92945	(8.83, N/A) (N/A, 0.00, N/A)	842.2	N/A	0.9759 [1.0000]	97.6% {90.5%}			

Analyte	(Q1 / Q3) Area Counts*min	R.T. (R.T [min], R.R.T.) (Δ RT-[min], Δ RT- CV[min], Δ RT ion[s])	S / N	Ion Ratio IR Vs MP% IR Vs CV%	Concentration [True] ng/mL	Q.C. Rec. {Area%CV}	Primary Transition	Confirmation Transition	Flag
13C2_PFDA_IIS	(515.1 / 470.1) 74000	(9.49, N/A) (N/A, 0.00, N/A)	608.0	N/A	0.8982 [1.0000]	89.8% { 83.6% }			
18O2_PFHxS_IIS	(403.0 / 83.9) 204681	(8.23, N/A) (N/A, -0.01, N/A)	1352.1	N/A	0.9536 [1.0000]	95.4% { 92.5% }			
13C4_PFOS_IIS	(502.8 / 79.9) 163322	(9.60, N/A) (N/A, 0.00, N/A)	1924.0	N/A	0.8775 [1.0000]	87.7% { 80.5% }			
13C4_PFBA_EIS	(217.0 / 172.0) 620567	(3.83, N/A) (N/A, -0.07, N/A)	2174.5	N/A	8.0351 [8.0000]	100.4% { 79.2% }			
13C5_PFPeA_EIS	(267.9 / 223.0) 328895	(5.18, N/A) (N/A, -0.05, N/A)	1826.7	N/A	3.9538 [4.0000]	98.8% { 88.4% }			
13C5_PFHxA_EIS	(318.0 / 273.0) 236577	(6.33, N/A) (N/A, -0.03, N/A)	1497.8	N/A	2.0339 [2.0000]	101.7% { 89.2% }			
13C4_PFHpA_EIS	(367.0 / 322.0) 223326	(7.27, N/A) (N/A, -0.01, N/A)	838.8	N/A	2.1271 [2.0000]	106.4% { 98.4% }			
13C8_PFOA_EIS	(421.0 / 376.0) 226183	(8.08, N/A) (N/A, -0.01, N/A)	1082.8	N/A	1.9853 [2.0000]	99.3% { 89.3% }			
13C9_PFNA_EIS	(472.0 / 427.0) 86206	(8.83, N/A) (N/A, 0.00, N/A)	755.2	N/A	0.9399 [1.0000]	94.0% { 93.9% }			
13C6_PFDA_EIS	(519.0 / 474.0) 118045	(9.49, N/A) (N/A, 0.00, N/A)	895.6	N/A	1.0982 [1.0000]	109.8% { 95.7% }			
13C7_PFUnA_EIS	(570.0 / 525.0) 123303	(9.79, N/A) (N/A, 0.00, N/A)	675.4	N/A	0.8546 [1.0000]	85.5% { 74.6% }			

Analyte	(Q1 / Q3) Area Counts*min	R.T. (R.T [min], R.R.T.) (Δ RT-[min], Δ RT- CV[min], Δ RT ion[s])	S / N	Ion Ratio IR Vs MP% IR Vs CV%	Concentration [True] ng/mL	Q.C. Rec. {Area%CV}	Primary Transition	Confirmation Transition	Flag
13C2_PFDa_EIS	(615.0 / 570.0) 172674	(9.95, N/A) (N/A, 0.00, N/A)	569.3	N/A	0.9861 [1.0000]	98.6% { 74.9% }			
13C2_PFTeDA_EIS	(715.0 / 670.0) 135097	(10.17, N/A) (N/A, -0.01, N/A)	679.3	N/A	1.0510 [1.0000]	105.1% { 90.8% }			
13C3_PFBs_EIS	(302.0 / 80.0) 589330	(6.30, N/A) (N/A, -0.03, N/A)	2000.2	N/A	1.9591 [2.0000]	98.0% { 91.3% }			
13C3_PFHxS_EIS	(402.0 / 80.0) 346604	(8.23, N/A) (N/A, -0.01, N/A)	1573.1	N/A	2.0242 [2.0000]	101.2% { 93.7% }			
13C8_PFOS_EIS	(507.0 / 80.0) 516307	(9.60, N/A) (N/A, 0.00, N/A)	486.8	N/A	2.0737 [2.0000]	103.7% { 83.8% }			
13C2_4:2FTS_EIS	(329.0 / 81.0) 70363	(5.98, N/A) (N/A, -0.03, N/A)	710.6	N/A	4.1474 [4.0000]	103.7% { 97.3% }			
13C2_6:2FTS_EIS	(429.0 / 81.0) 104877	(7.73, N/A) (N/A, -0.01, N/A)	988.0	N/A	4.6077 [4.0000]	115.2% { 110.5% }			
13C2_8:2FTS_EIS	(529.0 / 81.0) 101485	(9.15, N/A) (N/A, -0.01, N/A)	638.0	N/A	5.1369 [4.0000]	128.4% { 114.6% }			
13C8_PFOsa_EIS	(506.0 / 78.0) 761023	(10.22, N/A) (N/A, 0.00, N/A)	944.6	N/A	2.0022 [2.0000]	100.1% { 85.2% }			
D3_NMeFOSA_EIS	(515.0 / 169.0) 264642	(10.64, N/A) (N/A, -0.01, N/A)	1167.0	N/A	2.3529 [2.0000]	117.6% { 101.8% }			
D5_NEiFOSA_EIS	(531.1 / 169.0) 186168	(10.72, N/A) (N/A, 0.00, N/A)	1745.4	N/A	1.8255 [2.0000]	91.3% { 76.8% }			



Chemist: ABK
 Instrument: Saphira
 Type: Sciex Q3 5500

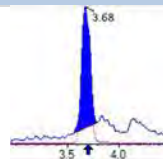
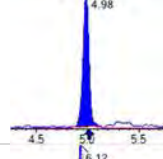
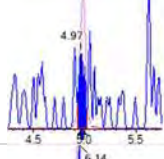
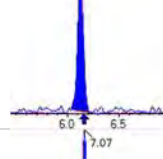
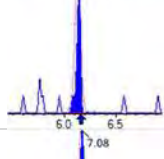
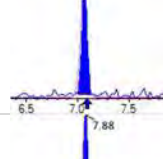
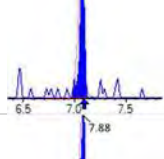
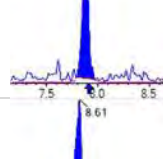
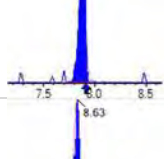
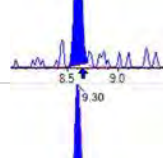
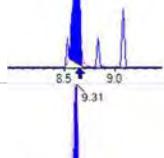
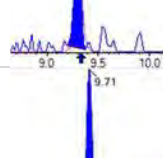
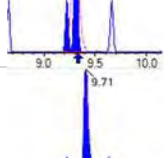
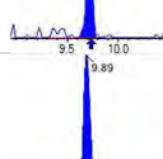
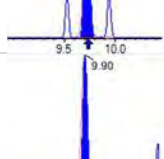
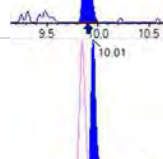
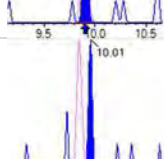
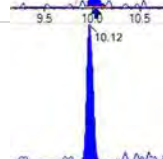
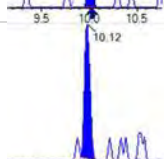

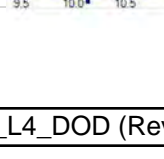
Sample I.D.: SB03724-CAL8
 DF, IV: 1, 10.0µL
 Acquisition Method: 1633 2022-12-07.dam

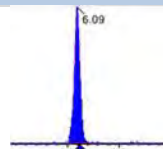
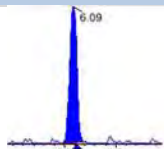
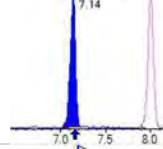
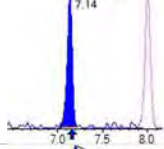
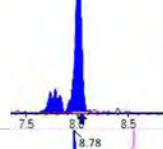
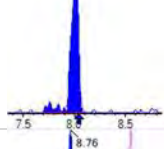
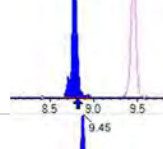
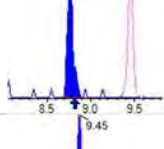
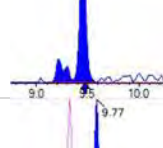
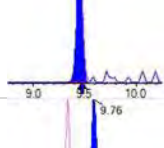
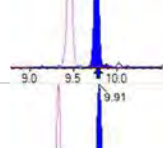
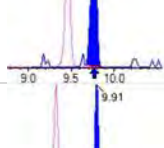
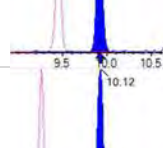
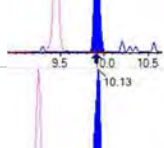
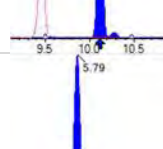
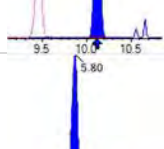
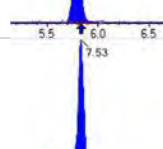
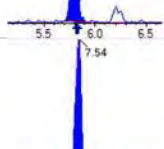
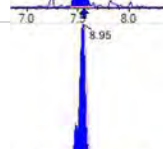
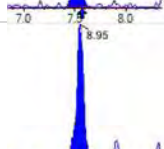


Quant Method: 1633 - 2022-12-07
 Path: S2022-12-07A20.wiff- 0
 Acquired: 2022/12/07 - 15:41

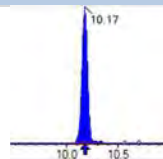
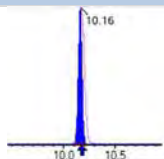
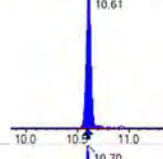
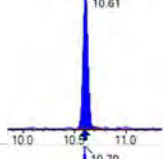
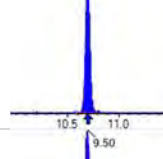
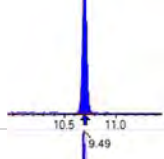
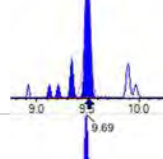
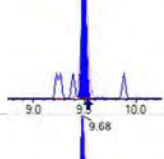
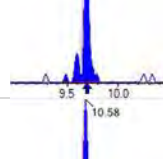
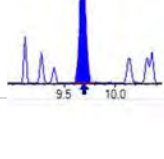
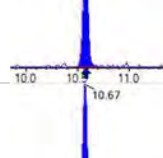
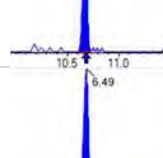
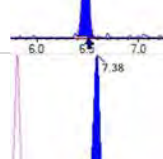
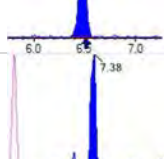
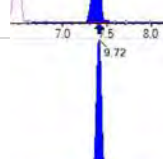
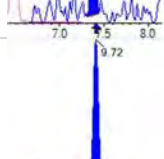
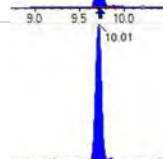
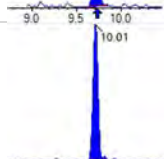

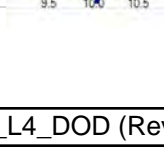
Analyte	(Q1 / Q3) Area Counts*min	R.T. (R.T [min], R.R.T.) (ΔRT-I[min], ΔRT-CV[min], ΔRT ion[s])	S / N	Ion Ratio IR Vs MP% IR Vs CV%	Concentration [True] ng/mL	Q.C. Rec. {Area%CV}	Primary Transition	Confirmation Transition	Flag
D3_MeFOSAA_EIS	(573.0 / 419.0) 245924	(9.63 , N/A) (N/A , 0.00 , N/A)	801.2	N/A	4.4397 [4.0000]	111.0% { 90.1% }			
D5_EtFOSAA_EIS	(589.0 / 419.0) 186585	(9.77 , N/A) (N/A , 0.00 , N/A)	385.7	N/A	3.9191 [4.0000]	98.0% { 80.9% }			
D7_NMeFOSE_EIS	(623.2 / 58.9) 378840	(10.60 , N/A) (N/A , 0.00 , N/A)	1731.4	N/A	19.7200 [20.0000]	98.6% { 83.2% }			
D9_NEtFOSE_EIS	(639.2 / 58.9) 192116	(10.69 , N/A) (N/A , -0.01 , N/A)	2300.8	N/A	19.6267 [20.0000]	98.1% { 80.9% }			
13C3_HFPODA_EIS	(287.0 / 169.0) 618048	(6.69 , N/A) (N/A , -0.02 , N/A)	1281.5	N/A	8.0679 [8.0000]	100.8% { 92.0% }			

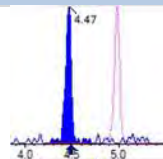
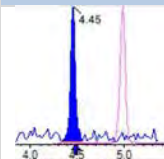
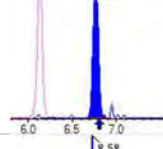
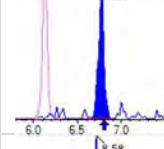
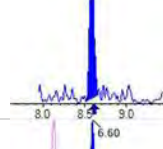
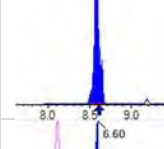
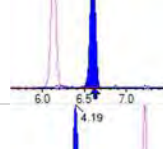
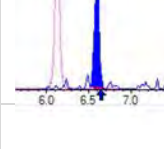
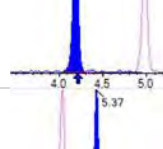
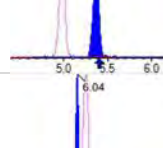
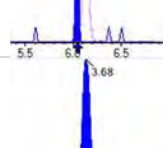
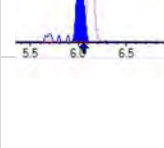
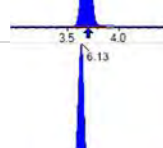
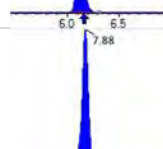
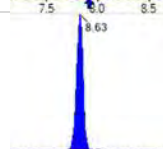

Table B-15b

Initial Calibration: SB03856 i

Analyte	(Q1 / Q3) Area Counts*min	R.T. (R.T [min], R.R.T.) (Δ RT-Imin, Δ RT-CVmin, Δ RT ion[s])	S / N	Ion Ratio IR Vs MP% IR Vs CV%	Concentration True ng/mL	Q.C. Rec. {Area%CV}	Primary Transition	Confirmation Transition	Flag
PFBA	(212.9 / 169.0) 26202	(3.68, 1.00) (0.00, N/A, 0.0)	38.8	N/A 0.0 0.0	0.3877 [0.4000]	96.9%			
PFPeA	(262.9 / 219.0) 20216 (262.9 / 69.0) 118	(4.98, 1.00) (0.00, N/A, 0.9)	161.3 63.2	0.0059 6864.0 57.3	0.2206 [0.2000]	110.3%			
PFHxA	(313.0 / 269.0) 15940 (313.0 / 119.0) 1043	(6.12, 1.00) (0.00, N/A, -1.0)	92.3 71.7	0.0654 66.7 66.7	0.1041 [0.1000]	104.1%			
PFHpA	(363.0 / 319.0) 12365 (363.0 / 169.0) 2999	(7.07, 1.00) (0.01, N/A, -0.5)	96.0 43.8	0.2425 77.6 77.6	0.0983 [0.1000]	98.3%			
PFOA	(413.0 / 369.0) 13915 (413.0 / 169.0) 5087	(7.88, 1.00) (0.00, N/A, -0.1)	60.0 190.1	0.3656 108.6 108.6	0.0952 [0.1000]	95.2%			
PFNA	(463.0 / 419.0) 8342 (463.0 / 169.0) 1696	(8.61, 1.00) (-0.01, N/A, -1.2)	31.7 21.9	0.2033 101.3 101.3	0.0886 [0.1000]	88.6%			
PFDA	(513.0 / 469.0) 12858 (513.0 / 169.0) 1054	(9.30, 1.00) (-0.01, N/A, -0.7)	34.4 147.7	0.0820 103.0 103.0	0.0850 [0.1000]	85.0%			
PFUnA	(563.0 / 519.0) 19074 (563.0 / 169.0) 1321	(9.71, 1.00) (0.00, N/A, 0.3)	65.3 137.0	0.0692 61.8 61.8	0.1157 [0.1000]	115.7%			
PFDoA	(613.0 / 569.0) 18508 (613.0 / 169.0) 2538	(9.89, 1.00) (0.00, N/A, -0.9)	76.7 30.9	0.1371 109.2 109.2	0.1139 [0.1000]	113.9%			
PFTrDA	(663.0 / 619.0) 16689 (663.0 / 169.0) 1589	(10.01, 1.01) (N/A, -0.02, -0.1)	81.3 32.2	0.0952 45.6 45.6	0.1245 [0.1000]	124.5%			IR1,
PFTeDA	(713.0 / 669.0) 15807 (713.0 / 169.0) 2743	(10.12, 1.00) (-0.01, N/A, -0.3)	76.1 24.1	0.1735 76.4 76.4	0.1168 [0.1000]	116.8%			

Analyte	(Q1 / Q3) Area Counts*min	R.T. (R.T [min], R.R.T.) (Δ RT-Imin, Δ RT-CVmin, Δ RT ion[s])	S / N	Ion Ratio IR Vs MP% IR Vs CV%	Concentration True ng/mL	Q.C. Rec. {Area%CV}	Primary Transition	Confirmation Transition	Flag
PFBS	(298.9 / 80.0) 19696 (298.9 / 99.0) 15679	(6.09, 1.00) (0.00, N/A, 0.4)	346.5 135.1	0.7961 117.1 117.1	0.0863 [0.0885]	97.6%			
PFPeS	(349.0 / 80.0) 38421 (349.0 / 99.0) 10824	(7.14, 0.89) (N/A, -0.02, 0.1)	287.9 110.0	0.2817 75.5 75.5	0.0955 [0.0938]	101.7%			
PFHxS	(399.0 / 80.0) 32405 (399.0 / 99.0) 12360	(8.01, 1.00) (0.00, N/A, 0.2)	192.6 958681.3	0.3814 111.3 111.3	0.0950 [0.0911]	104.3%			
PFHpS	(449.0 / 80.0) 30903 (449.0 / 99.0) 8109	(8.78, 0.93) (N/A, -0.03, 0.9)	217.4 94.8	0.2624 89.4 89.4	0.0936 [0.0951]	98.4%			
PFOS	(499.0 / 80.0) 41034 (499.0 / 99.0) 11653	(9.45, 1.00) (-0.01, N/A, 0.3)	127.5 60.7	0.2840 124.2 124.2	0.1003 [0.0927]	108.1%			
PFNS	(549.0 / 80.0) 42870 (549.0 / 99.0) 12433	(9.77, 1.03) (N/A, 0.00, 0.3)	192.6 63.8	0.2900 116.2 116.2	0.0911 [0.0960]	94.9%			
PFDS	(599.0 / 80.0) 56078 (599.0 / 99.0) 11971	(9.91, 1.05) (N/A, 0.00, 0.0)	254.4 94.1	0.2135 83.7 83.7	0.0966 [0.0963]	100.3%			
PFDoS	(698.9 / 80.0) 22048 (698.9 / 99.0) 9161	(10.12, 1.07) (N/A, 0.01, -0.4)	324.3 359.2	0.4155 202.2 202.2	0.0728 [0.0970]	75.0%			IR2,
4:2FTS	(327.0 / 307.0) 28317 (327.0 / 81.0) 18233	(5.79, 1.00) (0.00, N/A, -0.4)	356.8 138.5	0.6439 128.8 128.8	0.3965 [0.3738]	106.1%			
6:2FTS	(427.0 / 407.0) 20428 (427.0 / 81.0) 12748	(7.53, 1.00) (0.00, N/A, -0.3)	125.3 118.8	0.6240 87.1 87.1	0.3912 [0.3796]	103.1%			
8:2FTS	(527.0 / 507.0) 14799 (527.0 / 81.0) 12046	(8.95, 1.00) (-0.01, N/A, -0.4)	578549.0 72.9	0.8140 115.7 115.7	0.4163 [0.3833]	108.6%			

Analyte	(Q1 / Q3) Area Counts*min	R.T. (R.T [min], R.R.T.) (Δ RT-Imin, Δ RT-CVmin, Δ RT ion[s])	S / N	Ion Ratio IR Vs MP% IR Vs CV%	Concentration True ng/mL	Q.C. Rec. {Area%CV}	Primary Transition	Confirmation Transition	Flag
PFOSA	(498.0 / 78.0) 49903 (498.0 / 478.0) 619	(10.17, 1.00) (0.00, N/A, 0.9)	308.0 55462.2	0.0124 52.5 52.5	0.1011 [0.1000]	101.1%			
NMeFOSA	(511.9 / 219.0) 36977 (511.9 / 169.0) 25518	(10.61, 1.00) (0.00, N/A, 0.2)	276.3 319.1	0.6901 99.0 99.0	0.4203 [0.4000]	105.1%			
NEIFOSA	(526.0 / 219.0) 41770 (526.0 / 169.0) 41732	(10.70, 1.00) (0.00, N/A, 0.0)	528.0 379.3	0.9991 88.7 88.7	0.4502 [0.4000]	112.6%			
NMeFOSAA	(570.0 / 419.0) 5967 (570.0 / 483.0) 2187	(9.50, 1.00) (0.00, N/A, 0.4)	237539.6 67.4	0.3665 78.0 78.0	0.0904 [0.1000]	90.4%			
NEIFOSAA	(584.0 / 419.0) 8488 (584.0 / 526.0) 4249	(9.69, 1.00) (0.01, N/A, 0.6)	434.2 8600.2	0.5006 65.0 65.0	0.1133 [0.1000]	113.3%			
NMeFOSE	(616.1 / 59.0) 10652	(10.58, 1.00) (0.01, N/A, 0.0)	177.5	N/A 0.0 0.0	0.3682 [0.4000]	92.0%			
NEIFOSE	(630.0 / 59.0) 3054	(10.67, 1.00) (0.01, N/A, 0.0)	99.4	N/A 0.0 0.0	0.4362 [0.4000]	109.0%			
HFPO-DA	(285.0 / 169.0) 11751 (285.0 / 185.0) 34089	(6.49, 1.00) (0.00, N/A, 0.2)	193.0 305.0	2.9009 113.7 113.7	0.2048 [0.2000]	102.4%			
ADONA	(377.0 / 85.0) 47431 (377.0 / 251.0) 6004	(7.38, 1.14) (N/A, -0.03, 0.4)	368.7 23.4	0.1266 100.9 100.9	0.1994 [0.1885]	105.8%			
9CI-PI3ONS	(531.0 / 351.0) 145371 (533.0 / 353.0) 49653	(9.72, 1.50) (N/A, 0.00, 0.1)	394.3 126.1	0.3416 107.8 107.8	0.2155 [0.1867]	115.5%			
11CI-PF3OUDS	(631.0 / 451.0) 83924 (633.0 / 453.0) 28869	(10.01, 1.54) (N/A, 0.00, 0.0)	397.1 340.6	0.3440 117.6 117.6	0.1888 [0.1886]	100.1%			

Analyte	(Q1 / Q3) Area Counts*min	R.T. (R.T [min], R.R.T.) (Δ RT-Imin, Δ RT-CVmin, Δ RT ion[s])	S / N	Ion Ratio IR Vs MP% IR Vs CV%	Concentration True ng/mL	Q.C. Rec. {Area%CV}	Primary Transition	Confirmation Transition	Flag
3:3FTCA	(241.0 / 177.0) 1207 (241.0 / 117.0) 3221	(4.47, 0.90) (N/A, -0.02, 0.8)	576.8 51.4	2.6679 0.2 161.2	0.3072 [0.4000]	76.8%			IR1,IR2,
5:3FTCA	(341.0 / 236.7) 11316 (341.0 / 217.0) 17605	(6.76, 1.10) (N/A, -0.03, -0.5)	127.0 69.0	1.5557 98.5 98.5	0.3628 [0.4000]	90.7%			
7:3FTCA	(441.0 / 317.0) 13582 (441.0 / 337.0) 10341	(8.58, 1.40) (N/A, -0.03, 0.3)	40.4 1069.8	0.7614 93.6 93.6	0.3859 [0.4000]	96.5%			
PFEESA	(315.0 / 135.0) 26919 (315.0 / 83.0) 8686	(6.60, 1.08) (N/A, -0.03, -0.2)	273.9 76.5	0.3227 114.2 114.2	0.1711 [0.1785]	95.9%			
PFMPA	(229.0 / 85.0) 4993	(4.19, 0.84) (N/A, -0.03, 0.0)	281.2	N/A 0.0 0.0	0.2019 [0.2000]	100.9%			
PFMBA	(279.0 / 85.0) 16059	(5.37, 1.08) (N/A, -0.03, 0.0)	473.8	N/A 0.0 0.0	0.1989 [0.2000]	99.4%			
NFDHA	(201.0 / 85.0) 904 (295.0 / 201.0) 3250	(6.04, 0.99) (N/A, 0.00, 1.4)	473.6 86.3	3.5968 0.5 43.7	0.1832 [0.2000]	91.6%			IR1,
13C3_PFBa_IIS	(216.0 / 172.0) 95921	(3.68, N/A) (N/A, -0.03, N/A)	683.2	N/A	1.0971 [1.0000]	109.7% {103.9%}			
13C2_PFHxA_IIS	(315.1 / 270.0) 115566	(6.13, N/A) (N/A, -0.03, N/A)	682.1	N/A	0.8783 [1.0000]	87.8% {91.8%}			
13C4_PFOA_IIS	(417.0 / 372.0) 122944	(7.88, N/A) (N/A, -0.03, N/A)	810.6	N/A	0.9822 [1.0000]	98.2% {96.6%}			
13C5_PFNAl_IIS	(468.0 / 423.0) 100316	(8.63, N/A) (N/A, -0.02, N/A)	308.2	N/A	1.0050 [1.0000]	100.5% {91.3%}			

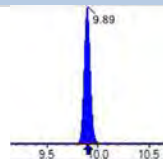
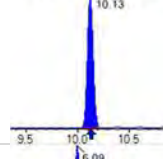
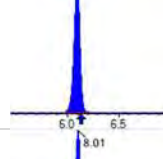
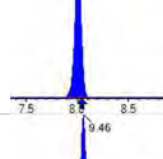
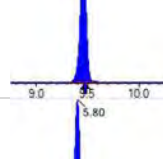
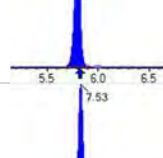
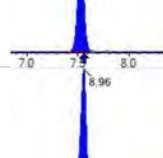
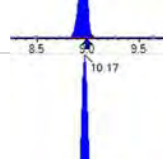
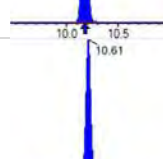
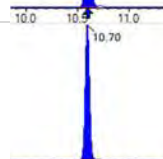



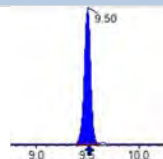
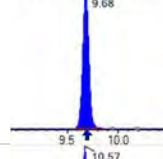
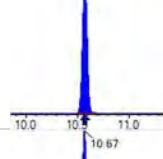
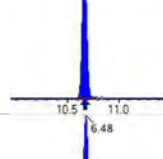
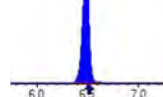
Chemist: DAG
 Instrument: Saphira
 Type: Sciex Q3 5500

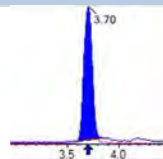
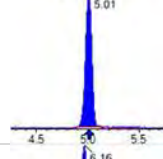
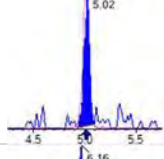
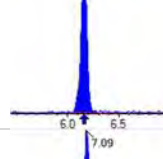
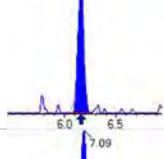
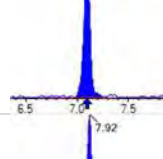
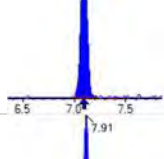
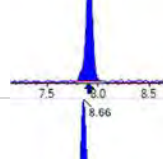
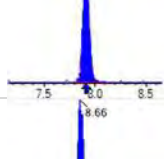
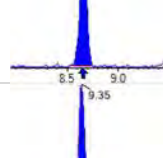
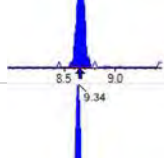
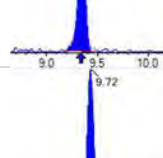
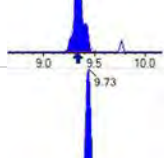
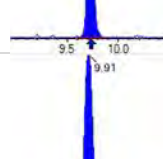
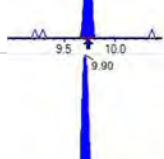
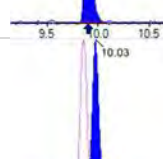
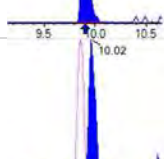
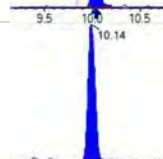
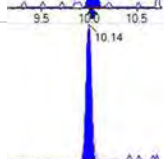

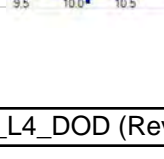
Sample I.D.: SB03856-CAL1
 DF, IV: 1, 10.0µL
 Acquisition Method: 1633 2022-12-13.dam

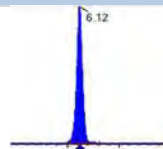
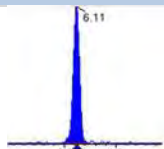
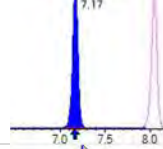
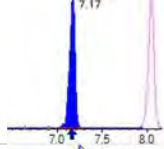
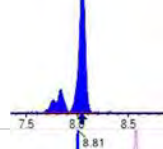
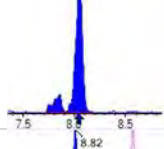
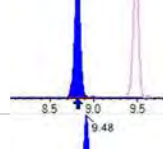
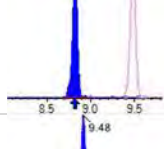
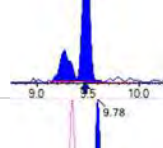
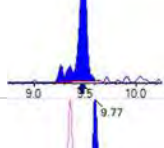
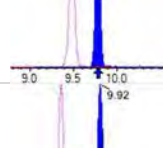
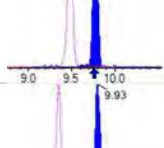
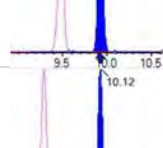
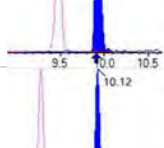
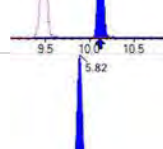
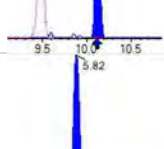
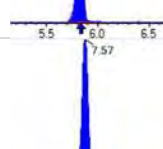
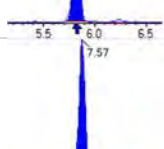
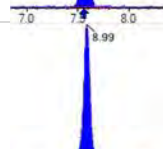
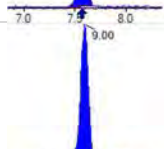

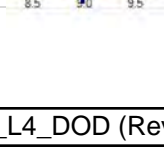
Quant Method: 1633 - 2022-12-15A
 Path: S2022-12-15A (1)
 Acquired: 2022/12/15 - 12:33

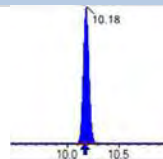
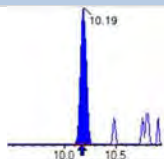
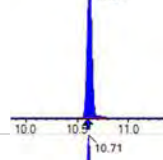
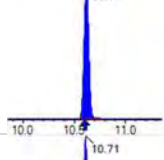
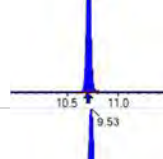
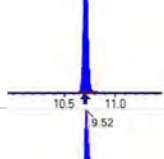
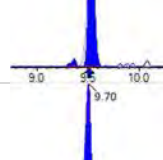
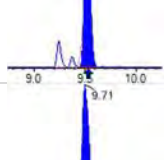
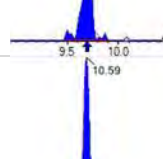
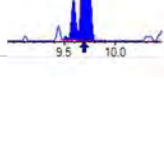
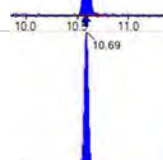
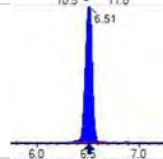
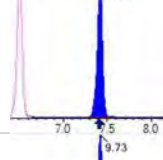
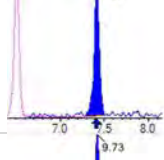
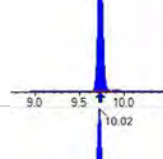
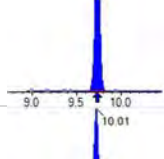

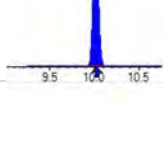
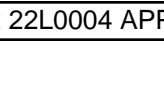
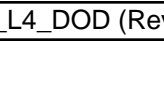
Analyte	(Q1 / Q3) Area Counts*min	R.T. (R.T [min], R.R.T.) (ΔRT-Imin, ΔRT-CVmin, ΔRT ion[s])	S / N	Ion Ratio IR Vs MP% IR Vs CV%	Concentration True ng/mL	Q.C. Rec. {Area%CV}	Primary Transition	Confirmation Transition	Flag
13C2_PFDA_IIS	(515.1 / 470.1) 92290	(9.31, N/A) (N/A, -0.01, N/A)	224.1	N/A	0.8899 [1.0000]	89.0% { 93.9% }			
18O2_PFHxS_IIS	(403.0 / 83.9) 246307	(8.01, N/A) (N/A, -0.03, N/A)	713.6	N/A	1.0411 [1.0000]	104.1% { 97.4% }			
13C4_PFOS_IIS	(502.8 / 79.9) 213167	(9.45, N/A) (N/A, -0.02, N/A)	516.3	N/A	1.0625 [1.0000]	106.3% { 96.5% }			
13C4_PFBA_EIS	(217.0 / 172.0) 814007	(3.68, N/A) (N/A, -0.03, N/A)	900.6	N/A	8.1967 [8.0000]	102.5% { 112.3% }			
13C5_PFPeA_EIS	(267.9 / 223.0) 404862	(4.98, N/A) (N/A, -0.03, N/A)	945.0	N/A	4.7585 [4.0000]	119.0% { 107.3% }			
13C5_PFHxA_EIS	(318.0 / 273.0) 337635	(6.13, N/A) (N/A, -0.03, N/A)	683.6	N/A	2.4818 [2.0000]	124.1% { 111.4% }			
13C4_PFHpA_EIS	(367.0 / 322.0) 278644	(7.06, N/A) (N/A, -0.04, N/A)	609.2	N/A	2.3183 [2.0000]	115.9% { 101.7% }			
13C8_PFOA_EIS	(421.0 / 376.0) 308557	(7.88, N/A) (N/A, -0.03, N/A)	683.9	N/A	2.2713 [2.0000]	113.6% { 121.8% }			
13C9_PFNA_EIS	(472.0 / 427.0) 111370	(8.62, N/A) (N/A, -0.03, N/A)	437.3	N/A	1.0164 [1.0000]	101.6% { 106.5% }			
13C6_PFDA_EIS	(519.0 / 474.0) 164122	(9.31, N/A) (N/A, -0.02, N/A)	310.9	N/A	1.3124 [1.0000]	131.2% { 115.1% }			
13C7_PFUnA_EIS	(570.0 / 525.0) 221111	(9.72, N/A) (N/A, 0.00, N/A)	288.8	N/A	1.2280 [1.0000]	122.8% { 118.2% }			

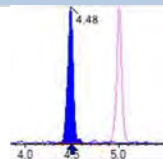
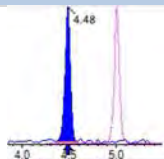
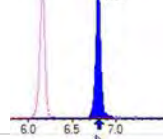
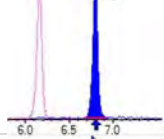
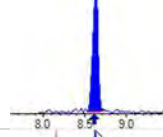
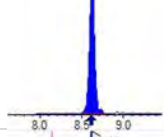
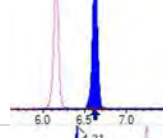
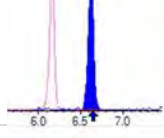
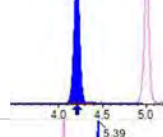
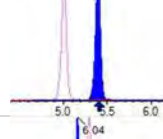
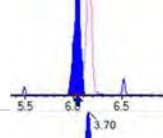
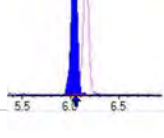
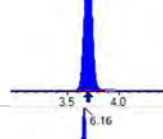
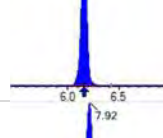
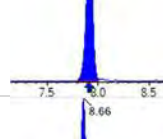
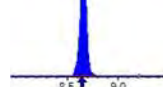
Analyte	(Q1 / Q3) Area Counts*min	R.T. (R.T [min], R.R.T.) (Δ RT-Imin, Δ RT-CVmin, Δ RT ion[s])	S / N	Ion Ratio IR Vs MP% IR Vs CV%	Concentration True ng/mL	Q.C. Rec. {Area%CV}	Primary Transition	Confirmation Transition	Flag
13C2_PFDa_EIS	(615.0 / 570.0) 202842	(9.89, N/A) (N/A, 0.00, N/A)	463.1	N/A	0.9989 [1.0000]	99.9% {94.0%}			
13C2_PFTeDA_EIS	(715.0 / 670.0) 141467	(10.13, N/A) (N/A, 0.00, N/A)	332.4	N/A	1.1462 [1.0000]	114.6% {117.0%}			
13C3_PFBs_EIS	(302.0 / 80.0) 835308	(6.09, N/A) (N/A, -0.03, N/A)	911.2	N/A	2.0765 [2.0000]	103.8% {110.0%}			
13C3_PFHxS_EIS	(402.0 / 80.0) 429028	(8.01, N/A) (N/A, -0.03, N/A)	1084.1	N/A	2.0565 [2.0000]	102.8% {111.3%}			
13C8_PFOS_EIS	(507.0 / 80.0) 744475	(9.46, N/A) (N/A, -0.02, N/A)	460.3	N/A	2.1261 [2.0000]	106.3% {111.4%}			
13C2_4:2FTS_EIS	(329.0 / 81.0) 89571	(5.80, N/A) (N/A, -0.03, N/A)	542.9	N/A	3.9488 [4.0000]	98.7% {101.6%}			
13C2_6:2FTS_EIS	(429.0 / 81.0) 135267	(7.53, N/A) (N/A, -0.04, N/A)	685.8	N/A	4.6533 [4.0000]	116.3% {126.6%}			
13C2_8:2FTS_EIS	(529.0 / 81.0) 97003	(8.96, N/A) (N/A, -0.03, N/A)	396.1	N/A	3.7222 [4.0000]	93.1% {102.7%}			
13C8_PFOsa_EIS	(506.0 / 78.0) 991681	(10.17, N/A) (N/A, -0.01, N/A)	1139.4	N/A	1.9460 [2.0000]	97.3% {101.9%}			
D3_NMeFOSA_EIS	(515.0 / 169.0) 220542	(10.61, N/A) (N/A, 0.00, N/A)	881.0	N/A	1.7371 [2.0000]	86.9% {91.9%}			
D5_NEiFOSA_EIS	(531.1 / 169.0) 203470	(10.70, N/A) (N/A, 0.00, N/A)	1035.3	N/A	1.7163 [2.0000]	85.8% {88.5%}			

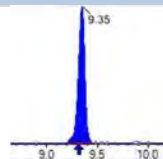
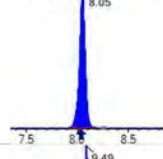
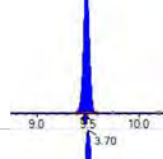
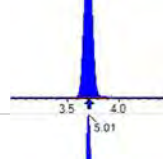
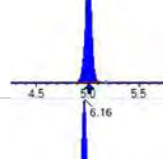
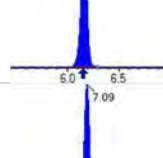
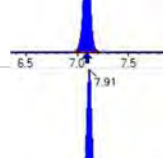
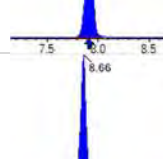
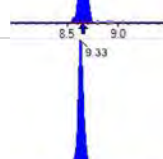
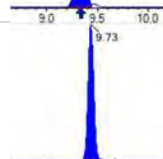

Analyte	(Q1 / Q3) Area Counts*min	R.T. (R.T [min], R.R.T.) (Δ RT-Imin, Δ RT-CVmin, Δ RT ion[s])	S / N	Ion Ratio IR Vs MP% IR Vs CV%	Concentration True ng/mL	Q.C. Rec. {Area%CV}	Primary Transition	Confirmation Transition	Flag
D3_MeFOSAA_EIS	(573.0 / 419.0) 364127	(9.50, N/A) (N/A, -0.02, N/A)	305.6	N/A	4.4330 [4.0000]	110.8% {127.8%}			
D5_EtFOSAA_EIS	(589.0 / 419.0) 332493	(9.68, N/A) (N/A, -0.01, N/A)	393.7	N/A	4.8706 [4.0000]	121.8% {129.8%}			
D7_NMeFOSE_EIS	(623.2 / 58.9) 454423	(10.57, N/A) (N/A, 0.00, N/A)	991.8	N/A	18.6078 [20.0000]	93.0% {90.7%}			
D9_NEtFOSE_EIS	(639.2 / 58.9) 219374	(10.67, N/A) (N/A, 0.00, N/A)	808.9	N/A	16.6816 [20.0000]	83.4% {82.8%}			
13C3_HFPODA_EIS	(287.0 / 169.0) 751271	(6.48, N/A) (N/A, -0.03, N/A)	846.5	N/A	9.0699 [8.0000]	113.4% {101.0%}			

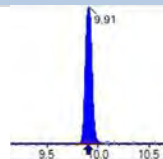
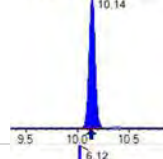
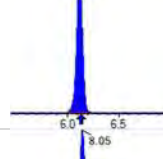
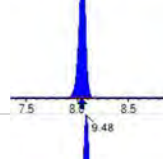
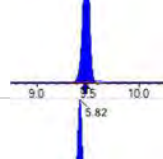
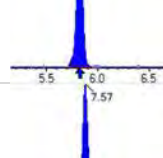
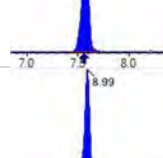
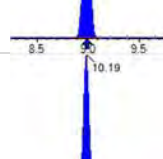
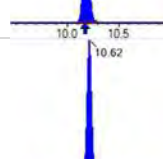
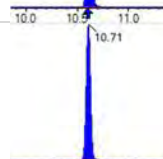

Analyte	(Q1 / Q3) Area Counts*min	R.T. (R.T [min], R.R.T.) (Δ RT-[min], Δ RT- CV[min], Δ RT ion[s])	S / N	Ion Ratio IR Vs MP% IR Vs CV%	Concentration [True] ng/mL	Q.C. Rec. {Area%CV}	Primary Transition	Confirmation Transition	Flag
PFBA	(212.9 / 169.0) 125935	(3.70, 1.00) (0.00, N/A, 0.0)	60.6	N/A 0.0 0.0	2.0060 [2.0000]	100.3%			
PFPeA	(262.9 / 219.0) 83381 (262.9 / 69.0) 860	(5.01, 1.00) (0.00, N/A, -0.8)	466.4 41.6	0.0103 12088.7 101.0	0.8863 [1.0000]	88.6%			
PFHxA	(313.0 / 269.0) 67856 (313.0 / 119.0) 6616	(6.16, 1.00) (0.00, N/A, 0.2)	237.0 85.6	0.0975 99.4 99.4	0.5098 [0.5000]	102.0%			
PFHpA	(363.0 / 319.0) 59295 (363.0 / 169.0) 21534	(7.09, 1.00) (0.00, N/A, 0.1)	173.5 225.2	0.3632 116.2 116.2	0.4596 [0.5000]	91.9%			
PFOA	(413.0 / 369.0) 69518 (413.0 / 169.0) 24309	(7.92, 1.00) (0.00, N/A, 0.3)	218.4 295.0	0.3497 103.8 103.8	0.5224 [0.5000]	104.5%			
PFNA	(463.0 / 419.0) 49099 (463.0 / 169.0) 10673	(8.66, 1.00) (0.00, N/A, -0.1)	191.2 71.3	0.2174 108.3 108.3	0.5370 [0.5000]	107.4%			
PFDA	(513.0 / 469.0) 68516 (513.0 / 169.0) 6591	(9.35, 1.00) (0.01, N/A, 0.4)	136.0 554.4	0.0962 120.9 120.9	0.5079 [0.5000]	101.6%			
PFUnA	(563.0 / 519.0) 70748 (563.0 / 169.0) 8146	(9.72, 1.00) (-0.01, N/A, -0.5)	232.7 195.0	0.1151 102.8 102.8	0.4345 [0.5000]	86.9%			
PFDoA	(613.0 / 569.0) 80069 (613.0 / 169.0) 13933	(9.91, 1.00) (0.00, N/A, 0.3)	344.0 84.0	0.1740 138.5 138.5	0.4488 [0.5000]	89.8%			
PFTrDA	(663.0 / 619.0) 63205 (663.0 / 169.0) 14290	(10.03, 1.01) (N/A, 0.01, 0.4)	385.0 80.7	0.2261 108.2 108.2	0.4293 [0.5000]	85.9%			
PFTeDA	(713.0 / 669.0) 64304 (713.0 / 169.0) 10370	(10.14, 1.00) (-0.01, N/A, -0.2)	237.2 180.0	0.1613 71.0 71.0	0.4563 [0.5000]	91.3%			

Analyte	(Q1 / Q3) Area Counts*min	R.T. (R.T [min], R.R.T.) (Δ RT-[min], Δ RT- CV[min], Δ RT ion[s])	S / N	Ion Ratio IR Vs MP% IR Vs CV%	Concentration [True] ng/mL	Q.C. Rec. {Area%CV}	Primary Transition	Confirmation Transition	Flag
PFBS	(298.9 / 80.0) 94901 (298.9 / 99.0) 64012	(6.12, 1.00) (0.00, N/A, 0.0)	449.9 323.0	0.6745 99.2 99.2	0.4106 [0.4424]	92.8%			
PFPeS	(349.0 / 80.0) 163811 (349.0 / 99.0) 65481	(7.17, 0.89) (N/A, 0.00, -0.3)	655.4 520.9	0.3997 107.1 107.1	0.4312 [0.4692]	91.9%			
PFHxS	(399.0 / 80.0) 146986 (399.0 / 99.0) 49536	(8.05, 1.00) (0.00, N/A, 0.0)	4139.7 177794.8	0.3370 98.3 98.3	0.4564 [0.4555]	100.2%			
PFHpS	(449.0 / 80.0) 141968 (449.0 / 99.0) 41741	(8.81, 0.93) (N/A, 0.01, -0.4)	579.2 247.2	0.2940 100.2 100.2	0.5119 [0.4757]	107.6%			
PFOS	(499.0 / 80.0) 152442 (499.0 / 99.0) 33844	(9.48, 1.00) (0.00, N/A, 0.0)	196.3 67.2	0.2220 97.1 97.1	0.4434 [0.4637]	95.6%			
PFNS	(549.0 / 80.0) 195844 (549.0 / 99.0) 42470	(9.78, 1.03) (N/A, 0.01, 0.2)	406.9 204.6	0.2169 86.9 86.9	0.4954 [0.4799]	103.2%			
PFDS	(599.0 / 80.0) 249653 (599.0 / 99.0) 56760	(9.92, 1.05) (N/A, 0.01, 0.0)	552.8 198.1	0.2274 89.2 89.2	0.5117 [0.4816]	106.3%			
PFDoS	(698.9 / 80.0) 133694 (698.9 / 99.0) 30985	(10.12, 1.07) (N/A, 0.01, -0.2)	473.6 304.5	0.2318 112.8 112.8	0.5250 [0.4848]	108.3%			
4:2FTS	(327.0 / 307.0) 142430 (327.0 / 81.0) 79086	(5.82, 1.00) (0.00, N/A, 0.1)	754.8 419.1	0.5553 111.1 111.1	1.9023 [1.8691]	101.8%			
6:2FTS	(427.0 / 407.0) 85076 (427.0 / 81.0) 61118	(7.57, 1.00) (0.00, N/A, 0.0)	336.6 342.7	0.7184 100.3 100.3	2.0699 [1.8981]	109.1%			
8:2FTS	(527.0 / 507.0) 70392 (527.0 / 81.0) 47293	(8.99, 1.00) (0.00, N/A, -0.4)	276.5 188.8	0.6719 95.5 95.5	1.8760 [1.9166]	97.9%			

Analyte	(Q1 / Q3) Area Counts*min	R.T. (R.T [min], R.R.T.) (Δ RT-I[μ min], Δ RT-CV[μ min], Δ RT ion[s])	S / N	Ion Ratio IR Vs MP% IR Vs CV%	Concentration [True] ng/mL	Q.C. Rec. {Area%CV}	Primary Transition	Confirmation Transition	Flag
PFOSA	(498.0 / 78.0) 246376 (498.0 / 478.0) 2721	(10.18, 1.00) (0.00, N/A, -0.2)	684.3 57.0	0.0110 46.7 46.7	0.4560 [0.5000]	91.2%			
NMeFOSA	(511.9 / 219.0) 195687 (511.9 / 169.0) 125345	(10.62, 1.00) (0.00, N/A, 0.1)	1138.4 1092.6	0.6405 91.9 91.9	2.2683 [2.0000]	113.4%			
NEIFOSA	(526.0 / 219.0) 195155 (526.0 / 169.0) 212089	(10.71, 1.00) (0.00, N/A, 0.1)	1386.3 975.7	1.0868 96.5 96.5	1.8947 [2.0000]	94.7%			
NMeFOSAA	(570.0 / 419.0) 23920 (570.0 / 483.0) 11463	(9.53, 1.00) (0.01, N/A, 0.9)	215.1 125.1	0.4792 102.0 102.0	0.4311 [0.5000]	86.2%			MI5 DG 2022-12-15
NEIFOSAA	(584.0 / 419.0) 26579 (584.0 / 526.0) 19365	(9.70, 1.00) (0.00, N/A, -0.2)	946.9 621744.1	0.7286 94.6 94.6	0.4487 [0.5000]	89.7%			
NMeFOSE	(616.1 / 59.0) 55696	(10.59, 1.00) (0.01, N/A, 0.0)	345.7	N/A 0.0 0.0	1.9707 [2.0000]	98.5%			
NEIFOSE	(630.0 / 59.0) 15539	(10.69, 1.00) (0.01, N/A, 0.0)	550.5	N/A 0.0 0.0	1.9603 [2.0000]	98.0%			
HFPO-DA	(285.0 / 169.0) 55056 (285.0 / 185.0) 186281	(6.51, 1.00) (0.00, N/A, -0.1)	404.6 872.5	3.3835 132.6 132.6	0.9060 [1.0000]	90.6%			
ADONA	(377.0 / 85.0) 219376 (377.0 / 251.0) 26210	(7.42, 1.14) (N/A, 0.01, 0.2)	719.5 105.0	0.1195 95.3 95.3	0.8708 [0.9427]	92.4%			
9CI-Pf3ONS	(531.0 / 351.0) 677282 (533.0 / 353.0) 221740	(9.73, 1.49) (N/A, 0.01, 0.0)	505.8 340.2	0.3274 103.4 103.4	0.9480 [0.9333]	101.6%			
11CI-PF3OUDS	(631.0 / 451.0) 420764 (633.0 / 453.0) 137837	(10.02, 1.54) (N/A, 0.01, 0.1)	711.1 793.4	0.3276 112.0 112.0	0.8938 [0.9432]	94.8%			

Analyte	(Q1 / Q3) Area Counts*min	R.T. (R.T [min], R.R.T.) (Δ RT-I[μ min], Δ RT-CV[μ min], Δ RT ion[s])	S / N	Ion Ratio IR Vs MP% IR Vs CV%	Concentration [True] ng/mL	Q.C. Rec. {Area%CV}	Primary Transition	Confirmation Transition	Flag
3:3FTCA	(241.0 / 177.0) 8063 (241.0 / 117.0) 11957	(4.48, 0.90) (N/A, -0.01, 0.1)	267.6 159.9	1.4830 0.1 89.6	1.9982 [2.0000]	99.9%			IR1,
5:3FTCA	(341.0 / 236.7) 58587 (341.0 / 217.0) 98879	(6.80, 1.10) (N/A, 0.00, -0.1)	344.3 260.9	1.6877 106.8 106.8	2.1615 [2.0000]	108.1%			
7:3FTCA	(441.0 / 317.0) 62197 (441.0 / 337.0) 56220	(8.63, 1.40) (N/A, 0.01, 0.5)	146.7 253.8	0.9039 111.1 111.1	2.0333 [2.0000]	101.7%			
PFEESA	(315.0 / 135.0) 134371 (315.0 / 83.0) 38381	(6.62, 1.08) (N/A, 0.00, 0.1)	774.4 241.4	0.2856 101.1 101.1	0.9830 [0.8925]	110.1%			
PFMPA	(229.0 / 85.0) 23201	(4.21, 0.84) (N/A, 0.00, 0.0)	590.9	N/A 0.0 0.0	0.9137 [1.0000]	91.4%			
PFMBA	(279.0 / 85.0) 82301	(5.39, 1.08) (N/A, -0.01, 0.0)	837.9	N/A 0.0 0.0	0.9928 [1.0000]	99.3%			
NFDHA	(201.0 / 85.0) 3080 (295.0 / 201.0) 20638	(6.04, 0.98) (N/A, 0.00, 0.2)	526.3 304.5	6.7007 0.8 81.3	1.0583 [1.0000]	105.8%			IR1,
13C3_PFBA_IIS	(216.0 / 172.0) 92259	(3.70, N/A) (N/A, 0.00, N/A)	849.5	N/A	1.0552 [1.0000]	105.5% {100.0%}			
13C2_PFHxA_IIS	(315.1 / 270.0) 134985	(6.16, N/A) (N/A, 0.00, N/A)	615.4	N/A	1.0259 [1.0000]	102.6% {107.3%}			
13C4_PFOA_IIS	(417.0 / 372.0) 132157	(7.92, N/A) (N/A, 0.01, N/A)	465.6	N/A	1.0558 [1.0000]	105.6% {103.9%}			
13C5_PFNA_IIS	(468.0 / 423.0) 108681	(8.66, N/A) (N/A, 0.02, N/A)	569.6	N/A	1.0888 [1.0000]	108.9% {98.9%}			

Analyte	(Q1 / Q3) Area Counts*min	R.T. (R.T [min], R.R.T.) (Δ RT-[min], Δ RT- CV[min], Δ RT ion[s])	S / N	Ion Ratio IR Vs MP% IR Vs CV%	Concentration [True] ng/mL	Q.C. Rec. {Area%CV}	Primary Transition	Confirmation Transition	Flag
13C2_PFDA_IIS	(515.1 / 470.1) 95710	(9.35, N/A) (N/A, 0.02, N/A)	351.0	N/A	0.9229 [1.0000]	92.3% { 97.4% }			
18O2_PFHxS_IIS	(403.0 / 83.9) 236997	(8.05, N/A) (N/A, 0.01, N/A)	617.5	N/A	1.0018 [1.0000]	100.2% { 93.7% }			
13C4_PFOS_IIS	(502.8 / 79.9) 200395	(9.49, N/A) (N/A, 0.01, N/A)	455.4	N/A	0.9989 [1.0000]	99.9% { 90.8% }			
13C4_PFBA_EIS	(217.0 / 172.0) 756165	(3.70, N/A) (N/A, -0.01, N/A)	916.8	N/A	7.9165 [8.0000]	99.0% { 104.3% }			
13C5_PFPeA_EIS	(267.9 / 223.0) 415663	(5.01, N/A) (N/A, -0.01, N/A)	783.6	N/A	4.1826 [4.0000]	104.6% { 110.1% }			
13C5_PFHxA_EIS	(318.0 / 273.0) 293436	(6.16, N/A) (N/A, 0.00, N/A)	543.5	N/A	1.8466 [2.0000]	92.3% { 96.8% }			
13C4_PFHpA_EIS	(367.0 / 322.0) 285768	(7.09, N/A) (N/A, 0.00, N/A)	565.8	N/A	2.0355 [2.0000]	101.8% { 104.3% }			
13C8_PFOA_EIS	(421.0 / 376.0) 280809	(7.91, N/A) (N/A, 0.01, N/A)	622.0	N/A	1.9229 [2.0000]	96.1% { 110.8% }			
13C9_PFNA_EIS	(472.0 / 427.0) 108207	(8.66, N/A) (N/A, 0.01, N/A)	317.5	N/A	0.9115 [1.0000]	91.1% { 103.5% }			
13C6_PFDA_EIS	(519.0 / 474.0) 146319	(9.33, N/A) (N/A, 0.00, N/A)	283.1	N/A	1.1282 [1.0000]	112.8% { 102.6% }			
13C7_PFUnA_EIS	(570.0 / 525.0) 218485	(9.73, N/A) (N/A, 0.01, N/A)	483.0	N/A	1.1700 [1.0000]	117.0% { 116.8% }			

Analyte	(Q1 / Q3) Area Counts*min	R.T. (R.T [min], R.R.T.) (Δ RT-I[μ min], Δ RT-CV[μ min], Δ RT ion[s])	S / N	Ion Ratio IR Vs MP% IR Vs CV%	Concentration [True] ng/mL	Q.C. Rec. {Area%CV}	Primary Transition	Confirmation Transition	Flag
13C2_PFDa_EIS	(615.0 / 570.0) 222714	(9.91, N/A) (N/A, 0.01, N/A)	333.1	N/A	1.0576 [1.0000]	105.8% { 103.3% }			
13C2_PFTeDA_EIS	(715.0 / 670.0) 147242	(10.14, N/A) (N/A, 0.01, N/A)	499.6	N/A	1.1504 [1.0000]	115.0% { 121.7% }			
13C3_PFBs_EIS	(302.0 / 80.0) 846308	(6.12, N/A) (N/A, -0.01, N/A)	852.5	N/A	2.1865 [2.0000]	109.3% { 111.5% }			
13C3_PFHxS_EIS	(402.0 / 80.0) 404991	(8.05, N/A) (N/A, 0.01, N/A)	823.4	N/A	2.0176 [2.0000]	100.9% { 105.1% }			
13C8_PFOS_EIS	(507.0 / 80.0) 625646	(9.48, N/A) (N/A, 0.01, N/A)	504.3	N/A	1.9006 [2.0000]	95.0% { 93.6% }			
13C2_4:2FTS_EIS	(329.0 / 81.0) 93907	(5.82, N/A) (N/A, 0.00, N/A)	535.3	N/A	4.3026 [4.0000]	107.6% { 106.5% }			
13C2_6:2FTS_EIS	(429.0 / 81.0) 106480	(7.57, N/A) (N/A, 0.01, N/A)	575.8	N/A	3.8069 [4.0000]	95.2% { 99.7% }			
13C2_8:2FTS_EIS	(529.0 / 81.0) 102397	(8.99, N/A) (N/A, 0.01, N/A)	382.0	N/A	4.0835 [4.0000]	102.1% { 108.4% }			
13C8_PFOsa_EIS	(506.0 / 78.0) 1085721	(10.19, N/A) (N/A, 0.01, N/A)	847.3	N/A	2.2663 [2.0000]	113.3% { 111.6% }			
D3_NMeFOSA_EIS	(515.0 / 169.0) 216263	(10.62, N/A) (N/A, 0.01, N/A)	858.4	N/A	1.8120 [2.0000]	90.6% { 90.1% }			
D5_NEiFOSA_EIS	(531.1 / 169.0) 225897	(10.71, N/A) (N/A, 0.01, N/A)	1086.7	N/A	2.0269 [2.0000]	101.3% { 98.2% }			

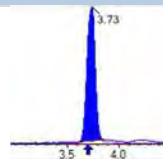
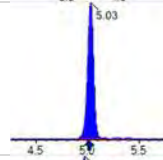
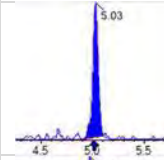
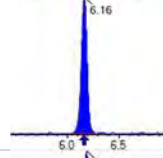
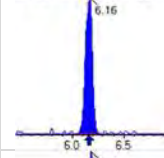
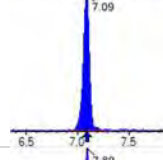
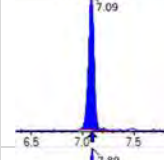
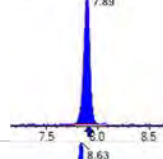
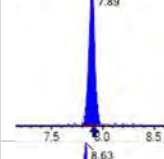
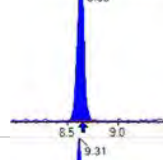
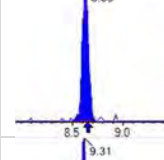
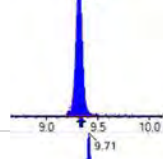
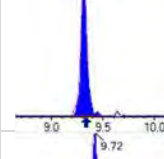
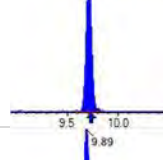
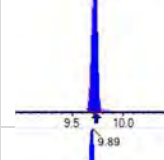
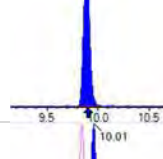
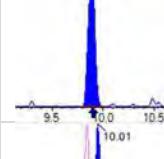
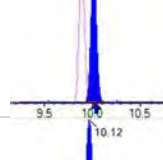
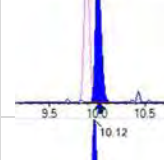
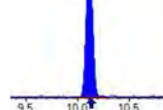
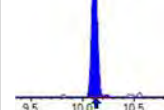


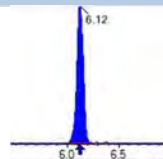
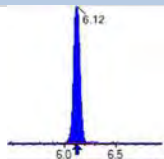
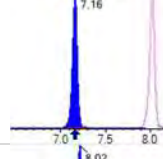
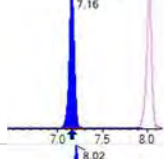
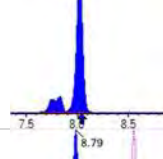
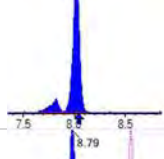
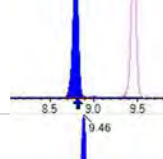
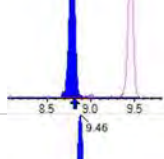
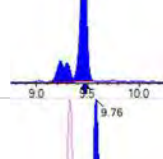
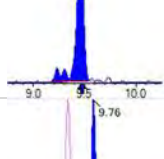
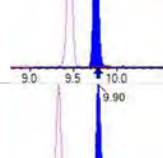
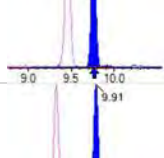
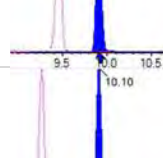
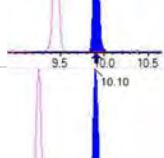
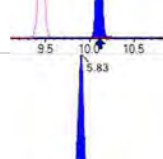
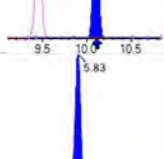
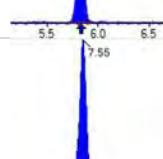
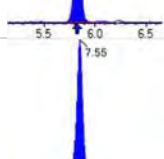
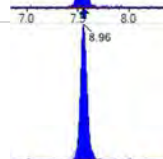
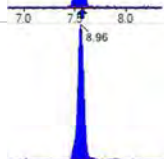

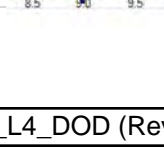
Chemist: DAG
 Instrument: Saphira
 Type: Sciex Q3 5500

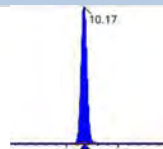
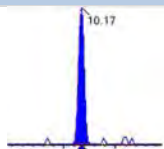
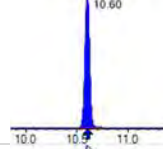
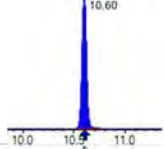
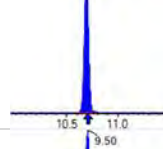
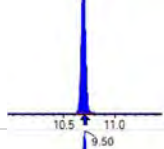
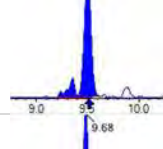
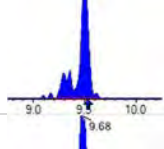
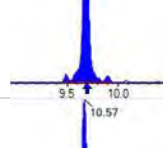
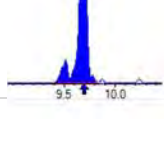
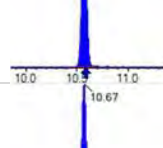
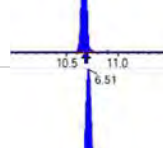
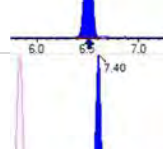
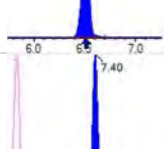
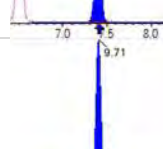
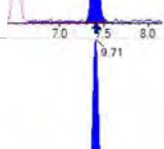
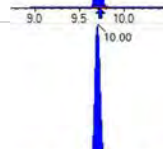
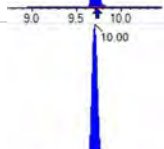

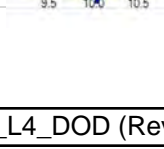
Sample I.D.: SB03856-CAL2
 DF, IV: 1, 10.0µL
 Acquisition Method: 1633 2022-12-13.dam

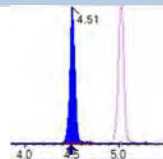
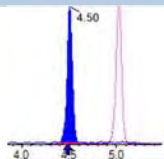
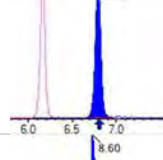
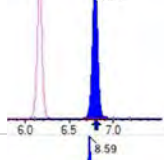
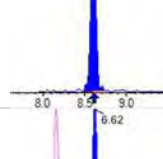
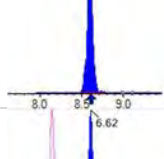
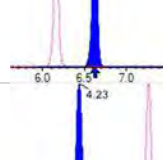
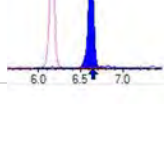
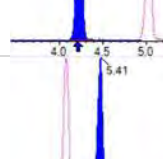
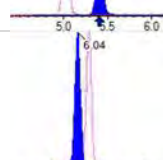
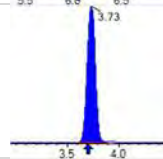

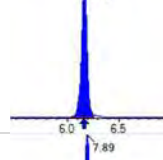
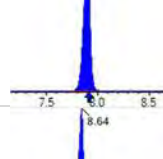
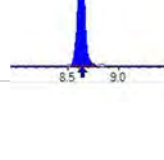
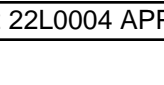
Quant Method: 1633 - 2022-12-15A
 Path: S2022-12-15A (2)
 Acquired: 2022/12/15 - 12:46

Analyte	(Q1 / Q3) Area Counts*min	R.T. (R.T [min], R.R.T.) (ΔRT-I[min], ΔRT-CV[min], ΔRT ion[s])	S / N	Ion Ratio IR Vs MP% IR Vs CV%	Concentration [True] ng/mL	Q.C. Rec. {Area%CV}	Primary Transition	Confirmation Transition	Flag
D3_MeFOSAA_EIS	(573.0 / 419.0) 306249	(9.52, N/A) (N/A, 0.01, N/A)	299.2	N/A	3.9660 [4.0000]	99.2% { 107.5% }			
D5_EtFOSAA_EIS	(589.0 / 419.0) 262860	(9.70, N/A) (N/A, 0.01, N/A)	374.8	N/A	4.0959 [4.0000]	102.4% { 102.6% }			
D7_NMeFOSE_EIS	(623.2 / 58.9) 443916	(10.58, N/A) (N/A, 0.01, N/A)	889.6	N/A	19.3361 [20.0000]	96.7% { 88.6% }			
D9_NEtFOSE_EIS	(639.2 / 58.9) 248348	(10.68, N/A) (N/A, 0.01, N/A)	1198.5	N/A	20.0883 [20.0000]	100.4% { 93.8% }			
13C3_HFPODA_EIS	(287.0 / 169.0) 795642	(6.51, N/A) (N/A, 0.00, N/A)	779.9	N/A	8.2237 [8.0000]	102.8% { 107.0% }			

Analyte	(Q1 / Q3) Area Counts*min	R.T. (R.T [min], R.R.T.) (Δ RT-[min], Δ RT- CV[min], Δ RT ion[s])	S / N	Ion Ratio IR Vs MP% IR Vs CV%	Concentration [True] ng/mL	Q.C. Rec. {Area%CV}	Primary Transition	Confirmation Transition	Flag
PFBA	(212.9 / 169.0) 242781	(3.73, 1.00) (0.00, N/A, 0.0)	55.5	N/A 0.0 0.0	3.7127 [4.0000]	92.8%			
PFPeA	(262.9 / 219.0) 175499 (262.9 / 69.0) 1821	(5.03, 1.00) (0.00, N/A, 0.1)	627.6 95.3	0.0104 12160.2 101.6	1.8646 [2.0000]	93.2%			
PFHxA	(313.0 / 269.0) 141999 (313.0 / 119.0) 12558	(6.16, 1.00) (0.00, N/A, 0.3)	422.5 123.8	0.0884 90.2 90.2	1.0016 [1.0000]	100.2%			
PFHpA	(363.0 / 319.0) 118537 (363.0 / 169.0) 35723	(7.09, 1.00) (0.00, N/A, 0.0)	310.3 273.9	0.3014 96.4 96.4	0.9545 [1.0000]	95.4%			
PFOA	(413.0 / 369.0) 122924 (413.0 / 169.0) 45734	(7.89, 1.00) (0.00, N/A, 0.1)	358.9 253.7	0.3720 110.5 110.5	0.9149 [1.0000]	91.5%			
PFNA	(463.0 / 419.0) 98102 (463.0 / 169.0) 19342	(8.63, 1.00) (0.00, N/A, 0.3)	232.8 85.5	0.1972 98.3 98.3	1.0072 [1.0000]	100.7%			
PFDA	(513.0 / 469.0) 128169 (513.0 / 169.0) 15093	(9.31, 1.00) (0.00, N/A, 0.2)	316.1 510.7	0.1178 148.0 148.0	0.9853 [1.0000]	98.5%			
PFUnA	(563.0 / 519.0) 161610 (563.0 / 169.0) 16695	(9.71, 1.00) (0.00, N/A, -0.7)	396.2 496.2	0.1033 92.2 92.2	1.0293 [1.0000]	102.9%			
PFDoA	(613.0 / 569.0) 192579 (613.0 / 169.0) 29493	(9.89, 1.00) (0.00, N/A, 0.0)	497.6 125.3	0.1531 121.9 121.9	0.9661 [1.0000]	96.6%			
PFTTrDA	(663.0 / 619.0) 143079 (663.0 / 169.0) 26671	(10.01, 1.01) (N/A, -0.01, 0.4)	435.6 149.1	0.1864 89.2 89.2	0.8697 [1.0000]	87.0%			
PFTeDA	(713.0 / 669.0) 123213 (713.0 / 169.0) 25972	(10.12, 1.00) (0.00, N/A, -0.1)	334.4 147.5	0.2108 92.9 92.9	0.9785 [1.0000]	97.9%			

Analyte	(Q1 / Q3) Area Counts*min	R.T. (R.T [min], R.R.T.) (Δ RT-[min], Δ RT- CV[min], Δ RT ion[s])	S / N	Ion Ratio IR Vs MP% IR Vs CV%	Concentration [True] ng/mL	Q.C. Rec. {Area%CV}	Primary Transition	Confirmation Transition	Flag
PFBS	(298.9 / 80.0) 186405 (298.9 / 99.0) 120206	(6.12, 1.00) (0.00, N/A, 0.3)	561.7 450.3	0.6449 94.8 94.8	0.8347 [0.8847]	94.3%			
PFPeS	(349.0 / 80.0) 351774 (349.0 / 99.0) 128918	(7.16, 0.89) (N/A, 0.00, 0.2)	771.0 812.1	0.3665 98.2 98.2	0.8695 [0.9384]	92.7%			
PFHxS	(399.0 / 80.0) 293699 (399.0 / 99.0) 99285	(8.02, 1.00) (0.00, N/A, 0.2)	2168.9 33504.3	0.3380 98.6 98.6	0.8563 [0.9110]	94.0%			
PFHpS	(449.0 / 80.0) 289945 (449.0 / 99.0) 75507	(8.79, 0.93) (N/A, -0.01, 0.3)	563.7 283.8	0.2604 88.8 88.8	0.9814 [0.9514]	103.1%			
PFOS	(499.0 / 80.0) 335940 (499.0 / 99.0) 71358	(9.46, 1.00) (0.00, N/A, 0.3)	115.7 95.1	0.2124 92.9 92.9	0.9171 [0.9275]	98.9%			
PFNS	(549.0 / 80.0) 406038 (549.0 / 99.0) 113321	(9.76, 1.03) (N/A, -0.01, 0.2)	640.6 330.1	0.2791 111.8 111.8	0.9640 [0.9599]	100.4%			
PFDS	(599.0 / 80.0) 459883 (599.0 / 99.0) 116836	(9.90, 1.05) (N/A, -0.01, -0.1)	394.2 329.2	0.2541 99.7 99.7	0.8848 [0.9631]	91.9%			
PFDoS	(698.9 / 80.0) 270336 (698.9 / 99.0) 59050	(10.10, 1.07) (N/A, -0.01, 0.2)	385.7 330.2	0.2184 106.3 106.3	0.9965 [0.9696]	102.8%			
4:2FTS	(327.0 / 307.0) 218825 (327.0 / 81.0) 135498	(5.83, 1.00) (0.00, N/A, 0.0)	843.6 544.1	0.6192 123.9 123.9	3.6753 [3.7381]	98.3%			
6:2FTS	(427.0 / 407.0) 151420 (427.0 / 81.0) 98295	(7.55, 1.00) (0.00, N/A, 0.2)	457.2 448.0	0.6492 90.6 90.6	3.6464 [3.7962]	96.1%			
8:2FTS	(527.0 / 507.0) 129977 (527.0 / 81.0) 81360	(8.96, 1.00) (0.00, N/A, -0.1)	436.3 337.4	0.6260 89.0 89.0	4.0635 [3.8332]	106.0%			

Analyte	(Q1 / Q3) Area Counts*min	R.T. (R.T [min], R.R.T.) (Δ RT-I[μ min], Δ RT-CV[μ min], Δ RT ion[s])	S / N	Ion Ratio IR Vs MP% IR Vs CV%	Concentration [True] ng/mL	Q.C. Rec. {Area%CV}	Primary Transition	Confirmation Transition	Flag
PFOSA	(498.0 / 78.0) 474763 (498.0 / 478.0) 10707	(10.17, 1.00) (0.00, N/A, -0.3)	586.8 187.2	0.0226 95.4 95.4	0.9163 [1.0000]	91.6%			
NMeFOSA	(511.9 / 219.0) 379988 (511.9 / 169.0) 259345	(10.60, 1.00) (0.00, N/A, 0.0)	797.8 732.5	0.6825 97.9 97.9	3.9031 [4.0000]	97.6%			
NEIFOSA	(526.0 / 219.0) 413880 (526.0 / 169.0) 443168	(10.69, 1.00) (0.00, N/A, 0.0)	1591.2 1283.7	1.0708 95.1 95.1	3.8021 [4.0000]	95.1%			
NMeFOSAA	(570.0 / 419.0) 53361 (570.0 / 483.0) 33655	(9.50, 1.00) (0.00, N/A, -0.1)	182.3 5064.0	0.6307 134.3 134.3	1.0921 [1.0000]	109.2%			
NEIFOSAA	(584.0 / 419.0) 52646 (584.0 / 526.0) 26638	(9.68, 1.00) (0.00, N/A, -0.1)	1519.9 109.5	0.5060 65.7 65.7	0.9761 [1.0000]	97.6%			
NMeFOSE	(616.1 / 59.0) 113948	(10.57, 1.00) (0.01, N/A, 0.0)	625.5	N/A 0.0 0.0	3.5172 [4.0000]	87.9%			
NEIFOSE	(630.0 / 59.0) 32510	(10.67, 1.00) (0.01, N/A, 0.0)	588.6	N/A 0.0 0.0	3.8660 [4.0000]	96.7%			
HFPO-DA	(285.0 / 169.0) 99125 (285.0 / 185.0) 320849	(6.51, 1.00) (0.00, N/A, -0.1)	651.9 732.3	3.2368 126.9 126.9	1.7889 [2.0000]	89.4%			
ADONA	(377.0 / 85.0) 483577 (377.0 / 251.0) 55664	(7.40, 1.14) (N/A, -0.01, 0.1)	839.4 223.8	0.1151 91.8 91.8	2.1052 [1.8854]	111.7%			
9CI-Pf3ONS	(531.0 / 351.0) 1367263 (533.0 / 353.0) 421697	(9.71, 1.49) (N/A, -0.01, -0.1)	931.3 551.8	0.3084 97.4 97.4	2.0990 [1.8665]	112.5%			
11CI-PF3OUDS	(631.0 / 451.0) 898698 (633.0 / 453.0) 262872	(10.00, 1.54) (N/A, -0.01, -0.1)	624.7 881.0	0.2925 100.0 100.0	2.0937 [1.8864]	111.0%			

Analyte	(Q1 / Q3) Area Counts*min	R.T. (R.T [min], R.R.T.) (Δ RT-[min], Δ RT- CV[min], Δ RT ion[s])	S / N	Ion Ratio IR Vs MP% IR Vs CV%	Concentration [True] ng/mL	Q.C. Rec. {Area%CV}	Primary Transition	Confirmation Transition	Flag
3:3FTCA	(241.0 / 177.0) 14022 (241.0 / 117.0) 25990	(4.51, 0.90) (N/A, 0.01, 0.0)	451.2 359.3	1.8536 0.1 112.0	3.4734 [4.0000]	86.8%			IR1,
5:3FTCA	(341.0 / 236.7) 118339 (341.0 / 217.0) 191184	(6.79, 1.10) (N/A, -0.01, 0.0)	382.5 454.3	1.6156 102.3 102.3	4.0994 [4.0000]	102.5%			
7:3FTCA	(441.0 / 317.0) 125135 (441.0 / 337.0) 105902	(8.60, 1.40) (N/A, -0.02, 0.3)	251.8 289.5	0.8463 104.1 104.1	3.8411 [4.0000]	96.0%			
PFEESA	(315.0 / 135.0) 252682 (315.0 / 83.0) 67297	(6.62, 1.07) (N/A, 0.00, 0.2)	931.2 358.6	0.2663 94.2 94.2	1.7356 [1.7849]	97.2%			
PFMPA	(229.0 / 85.0) 50570	(4.23, 0.84) (N/A, 0.02, 0.0)	866.7	N/A 0.0 0.0	1.9906 [2.0000]	99.5%			
PFMBA	(279.0 / 85.0) 157043	(5.41, 1.08) (N/A, 0.01, 0.0)	856.4	N/A 0.0 0.0	1.8937 [2.0000]	94.7%			
NFDHA	(201.0 / 85.0) 5618 (295.0 / 201.0) 38932	(6.04, 0.98) (N/A, 0.00, 0.1)	240.1 546.2	6.9300 0.9 84.1	1.8955 [2.0000]	94.8%			IR1,
13C3_PFBA_IIS	(216.0 / 172.0) 85249	(3.73, N/A) (N/A, 0.02, N/A)	718.2	N/A	0.9751 [1.0000]	97.5% {92.4%}			
13C2_PFHxA_IIS	(315.1 / 270.0) 121139	(6.16, N/A) (N/A, 0.00, N/A)	475.7	N/A	0.9207 [1.0000]	92.1% {96.3%}			
13C4_PFOA_IIS	(417.0 / 372.0) 116431	(7.89, N/A) (N/A, -0.01, N/A)	611.0	N/A	0.9302 [1.0000]	93.0% {91.5%}			
13C5_PFNA_IIS	(468.0 / 423.0) 102082	(8.64, N/A) (N/A, 0.00, N/A)	325.5	N/A	1.0227 [1.0000]	102.3% {92.9%}			

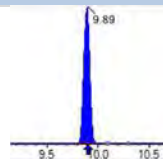
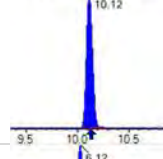
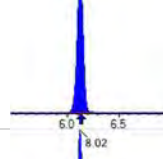
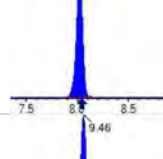
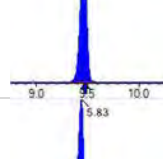
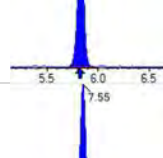
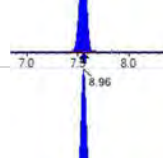
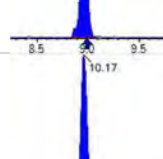
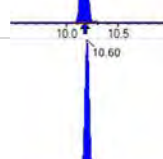
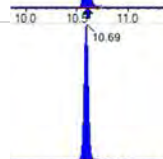



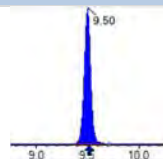
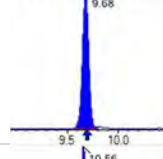
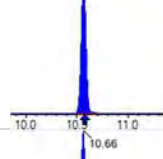
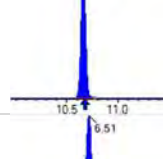
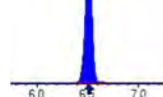
Chemist: DAG
 Instrument: Saphira
 Type: Sciex Q3 5500

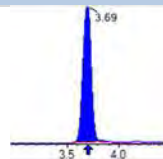
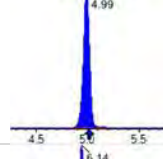
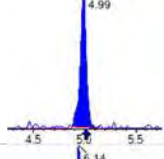
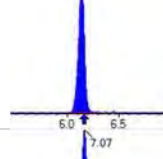
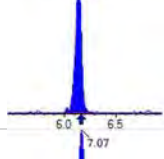
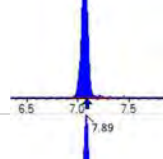
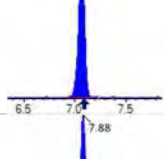
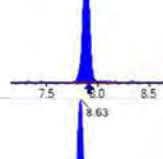
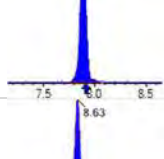
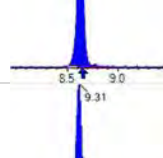

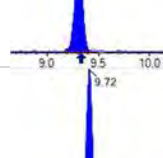
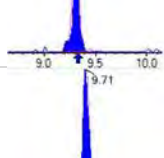
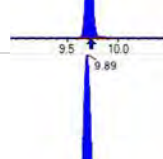
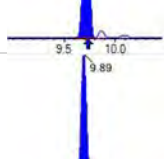
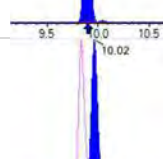
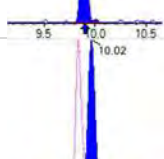
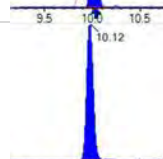
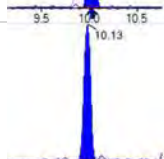

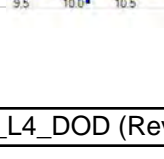
Sample I.D.: SB03856-CAL3
 DF, IV: 1, 10.0µL
 Acquisition Method: 1633 2022-12-13.dam

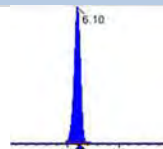
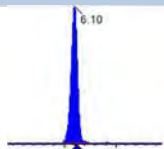
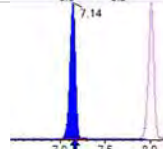
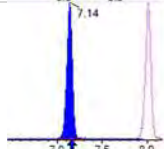
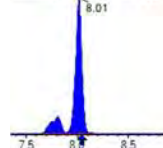
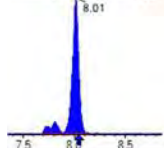
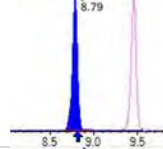
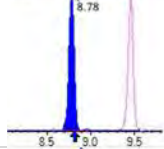
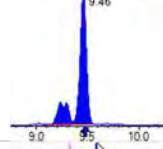
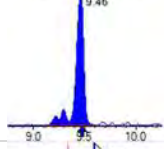
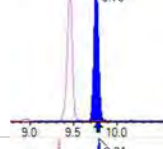
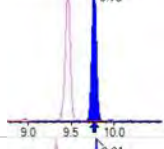
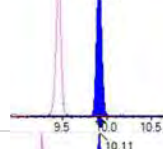
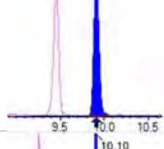
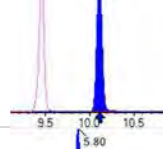
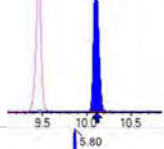
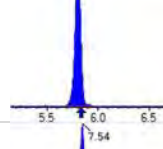
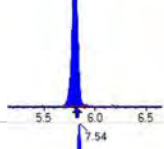
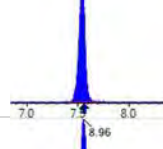
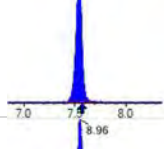
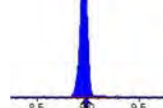
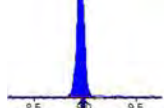
Quant Method: 1633 - 2022-12-15A
 Path: S2022-12-15A (3)
 Acquired: 2022/12/15 - 12:59

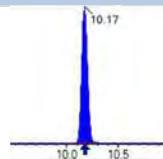
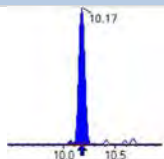
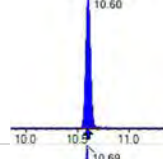
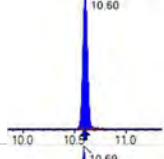
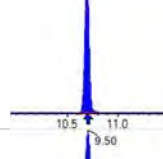
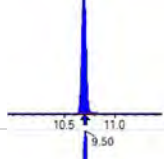
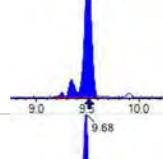
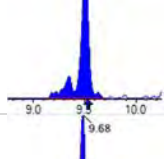
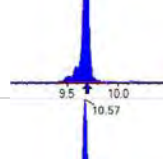
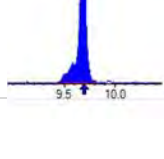
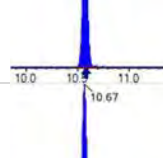
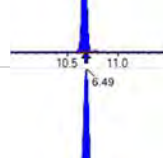
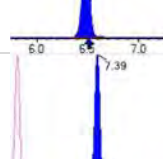
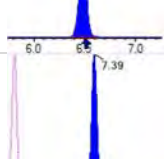
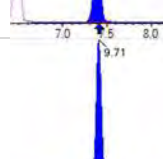
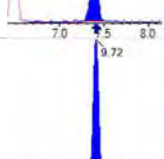
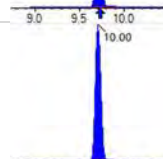
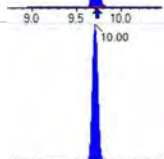
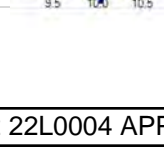
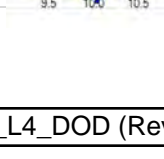
Analyte	(Q1 / Q3) Area Counts*min	R.T. (R.T [min], R.R.T.) (ΔRT-I[min], ΔRT-CV[min], ΔRT ion[s])	S / N	Ion Ratio IR Vs MP% IR Vs CV%	Concentration [True] ng/mL	Q.C. Rec. {Area%CV}	Primary Transition	Confirmation Transition	Flag
13C2_PFDA_IIS	(515.1 / 470.1) 115476	(9.31, N/A) (N/A, -0.02, N/A)	752.6	N/A	1.1135 [1.0000]	111.4% { 117.5% }			
18O2_PFHxS_IIS	(403.0 / 83.9) 226839	(8.02, N/A) (N/A, -0.02, N/A)	640.6	N/A	0.9588 [1.0000]	95.9% { 89.7% }			
13C4_PFOS_IIS	(502.8 / 79.9) 199105	(9.46, N/A) (N/A, -0.02, N/A)	383.4	N/A	0.9924 [1.0000]	99.2% { 90.2% }			
13C4_PFBA_EIS	(217.0 / 172.0) 787664	(3.73, N/A) (N/A, 0.02, N/A)	1068.8	N/A	8.9243 [8.0000]	111.6% { 108.6% }			
13C5_PFPeA_EIS	(267.9 / 223.0) 415840	(5.03, N/A) (N/A, 0.01, N/A)	778.2	N/A	4.6627 [4.0000]	116.6% { 110.2% }			
13C5_PFHxA_EIS	(318.0 / 273.0) 312517	(6.16, N/A) (N/A, 0.00, N/A)	753.4	N/A	2.1915 [2.0000]	109.6% { 103.1% }			
13C4_PFHpA_EIS	(367.0 / 322.0) 275072	(7.09, N/A) (N/A, -0.01, N/A)	569.2	N/A	2.1833 [2.0000]	109.2% { 100.4% }			
13C8_PFOA_EIS	(421.0 / 376.0) 283507	(7.89, N/A) (N/A, -0.02, N/A)	571.7	N/A	2.2036 [2.0000]	110.2% { 111.9% }			
13C9_PFNA_EIS	(472.0 / 427.0) 115267	(8.63, N/A) (N/A, -0.02, N/A)	561.3	N/A	1.0337 [1.0000]	103.4% { 110.3% }			
13C6_PFDA_EIS	(519.0 / 474.0) 141096	(9.31, N/A) (N/A, -0.02, N/A)	339.0	N/A	0.9017 [1.0000]	90.2% { 98.9% }			
13C7_PFUnA_EIS	(570.0 / 525.0) 210664	(9.71, N/A) (N/A, -0.01, N/A)	592.2	N/A	0.9350 [1.0000]	93.5% { 112.6% }			

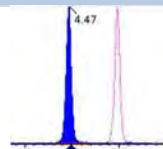
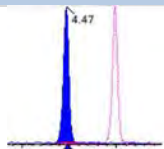
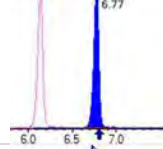
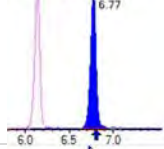
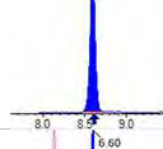
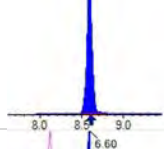
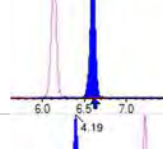
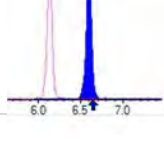
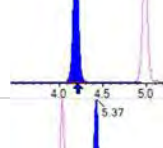
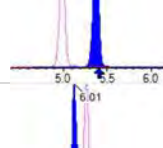
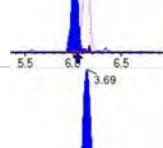
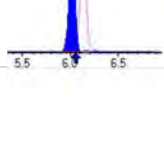
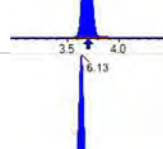
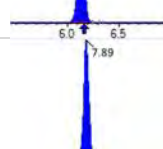
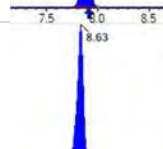

Analyte	(Q1 / Q3) Area Counts*min	R.T. (R.T [min], R.R.T.) (Δ RT-[min], Δ RT- CV[min], Δ RT ion[s])	S / N	Ion Ratio IR Vs MP% IR Vs CV%	Concentration [True] ng/mL	Q.C. Rec. {Area%CV}	Primary Transition	Confirmation Transition	Flag
13C2_PFDa_EIS	(615.0 / 570.0) 248859	(9.89, N/A) (N/A, -0.01, N/A)	452.6	N/A	0.9794 [1.0000]	97.9% { 115.4% }			
13C2_PFTeDA_EIS	(715.0 / 670.0) 131568	(10.12, N/A) (N/A, -0.01, N/A)	423.9	N/A	0.8520 [1.0000]	85.2% { 108.8% }			
13C3_PFBs_EIS	(302.0 / 80.0) 817623	(6.12, N/A) (N/A, 0.00, N/A)	1067.7	N/A	2.2070 [2.0000]	110.3% { 107.7% }			
13C3_PFHxS_EIS	(402.0 / 80.0) 431333	(8.02, N/A) (N/A, -0.02, N/A)	917.9	N/A	2.2450 [2.0000]	112.3% { 111.9% }			
13C8_PFOS_EIS	(507.0 / 80.0) 666528	(9.46, N/A) (N/A, -0.01, N/A)	608.3	N/A	2.0379 [2.0000]	101.9% { 99.7% }			
13C2_4:2FTS_EIS	(329.0 / 81.0) 74678	(5.83, N/A) (N/A, 0.01, N/A)	502.0	N/A	3.5748 [4.0000]	89.4% { 84.7% }			
13C2_6:2FTS_EIS	(429.0 / 81.0) 107578	(7.55, N/A) (N/A, -0.01, N/A)	664.0	N/A	4.0184 [4.0000]	100.5% { 100.7% }			
13C2_8:2FTS_EIS	(529.0 / 81.0) 87292	(8.96, N/A) (N/A, -0.03, N/A)	319.9	N/A	3.6370 [4.0000]	90.9% { 92.4% }			
13C8_PFOsa_EIS	(506.0 / 78.0) 1041124	(10.17, N/A) (N/A, -0.01, N/A)	1023.0	N/A	2.1873 [2.0000]	109.4% { 107.0% }			
D3_NMeFOSA_EIS	(515.0 / 169.0) 244043	(10.60, N/A) (N/A, -0.01, N/A)	622.0	N/A	2.0580 [2.0000]	102.9% { 101.7% }			
D5_NEiFOSA_EIS	(531.1 / 169.0) 238745	(10.69, N/A) (N/A, -0.01, N/A)	1061.6	N/A	2.1561 [2.0000]	107.8% { 103.8% }			

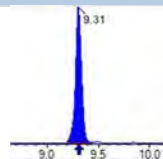
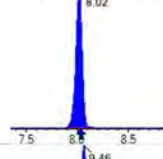
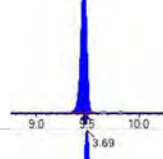
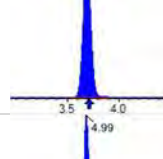
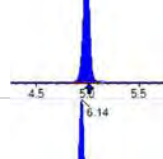
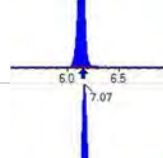
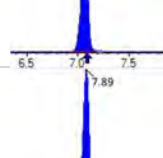
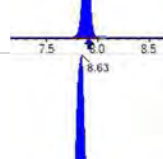
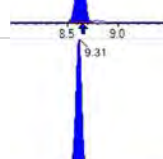
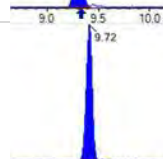

Analyte	(Q1 / Q3) Area Counts*min	R.T. (R.T [min], R.R.T.) (Δ RT-I[μ min], Δ RT-CV[μ min], Δ RT ion[s])	S / N	Ion Ratio IR Vs MP% IR Vs CV%	Concentration [True] ng/mL	Q.C. Rec. {Area%CV}	Primary Transition	Confirmation Transition	Flag
D3_MeFOSAA_EIS	(573.0 / 419.0) 269684	(9.50, N/A) (N/A, -0.02, N/A)	363.7	N/A	3.5151 [4.0000]	87.9% { 94.6% }			
D5_EtFOSAA_EIS	(589.0 / 419.0) 239335	(9.68, N/A) (N/A, -0.01, N/A)	309.9	N/A	3.7535 [4.0000]	93.8% { 93.4% }			
D7_NMeFOSE_EIS	(623.2 / 58.9) 508851	(10.56, N/A) (N/A, -0.01, N/A)	963.1	N/A	22.3081 [20.0000]	111.5% { 101.6% }			
D9_NEtFOSE_EIS	(639.2 / 58.9) 263466	(10.66, N/A) (N/A, -0.01, N/A)	1380.8	N/A	21.4493 [20.0000]	107.2% { 99.5% }			
13C3_HFPODA_EIS	(287.0 / 169.0) 725465	(6.51, N/A) (N/A, 0.00, N/A)	755.7	N/A	8.3555 [8.0000]	104.4% { 97.6% }			

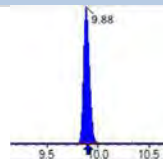
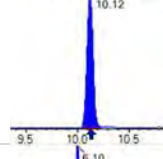
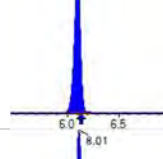
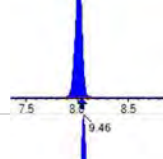
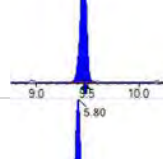
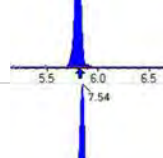
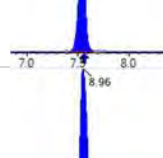
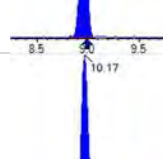
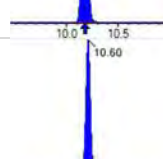
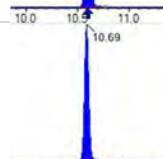

Analyte	(Q1 / Q3) Area Counts*min	R.T. (R.T [min], R.R.T.) (Δ RT-I[min], Δ RT-CV[min], Δ RT ion[s])	S / N	Ion Ratio IR Vs MP% IR Vs CV%	Concentration [True] ng/mL	Q.C. Rec. {Area%CV}	Primary Transition	Confirmation Transition	Flag
PFBA	(212.9 / 169.0) 507523	(3.69, 1.00) (0.00, N/A, 0.0)	71.5	N/A 0.0 0.0	8.2406 [8.0000]	103.0%			
PFPeA	(262.9 / 219.0) 343558 (262.9 / 69.0) 3693	(4.99, 1.00) (0.00, N/A, 0.1)	804.9 115.5	0.0107 12593.6 105.2	4.0387 [4.0000]	101.0%			
PFHxA	(313.0 / 269.0) 280919 (313.0 / 119.0) 24927	(6.14, 1.00) (0.00, N/A, 0.0)	562.3 294.8	0.0887 90.5 90.5	1.9743 [2.0000]	98.7%			
PFHpA	(363.0 / 319.0) 253335 (363.0 / 169.0) 73465	(7.07, 1.00) (0.00, N/A, -0.1)	512.3 401.4	0.2900 92.8 92.8	2.0470 [2.0000]	102.3%			
PFOA	(413.0 / 369.0) 255405 (413.0 / 169.0) 83564	(7.89, 1.00) (0.00, N/A, 0.1)	466.1 436.2	0.3272 97.2 97.2	2.0090 [2.0000]	100.4%			
PFNA	(463.0 / 419.0) 182833 (463.0 / 169.0) 36188	(8.63, 1.00) (0.00, N/A, -0.1)	305.9 104.7	0.1979 98.6 98.6	1.9038 [2.0000]	95.2%			
PFDA	(513.0 / 469.0) 262475 (513.0 / 169.0) 22751	(9.31, 1.00) (0.00, N/A, -0.2)	305.0 165.9	0.0867 108.9 108.9	2.1573 [2.0000]	107.9%			
PFUnA	(563.0 / 519.0) 320880 (563.0 / 169.0) 29884	(9.72, 1.00) (0.00, N/A, 0.4)	603.0 154.2	0.0931 83.1 83.1	2.0656 [2.0000]	103.3%			
PFDoA	(613.0 / 569.0) 394907 (613.0 / 169.0) 50232	(9.89, 1.00) (0.01, N/A, 0.1)	479.7 183.1	0.1272 101.3 101.3	2.0156 [2.0000]	100.8%			
PFTTrDA	(663.0 / 619.0) 312546 (663.0 / 169.0) 59075	(10.02, 1.01) (N/A, 0.00, -0.1)	585.1 268.1	0.1890 90.4 90.4	1.9330 [2.0000]	96.6%			
PFTeDA	(713.0 / 669.0) 263218 (713.0 / 169.0) 41014	(10.12, 1.00) (0.00, N/A, -0.3)	415.7 136.9	0.1558 68.6 68.6	1.7693 [2.0000]	88.5%			

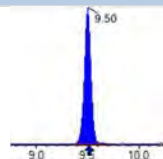
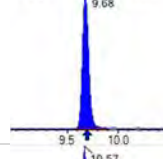
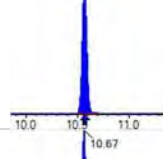
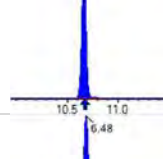
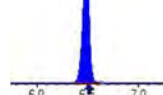
Analyte	(Q1 / Q3) Area Counts*min	R.T. (R.T [min], R.R.T.) (Δ RT-I[μ min], Δ RT-CV[μ min], Δ RT ion[s])	S / N	Ion Ratio IR Vs MP% IR Vs CV%	Concentration [True] ng/mL	Q.C. Rec. {Area%CV}	Primary Transition	Confirmation Transition	Flag
PFBS	(298.9 / 80.0) 387869 (298.9 / 99.0) 263941	(6.10 , 1.00) (0.00 , N/A , 0.0)	811.9 625.6	0.6805 100.1 100.1	1.9481 [1.7695]	110.1%			
PFPeS	(349.0 / 80.0) 717526 (349.0 / 99.0) 241169	(7.14 , 0.89) (N/A , -0.02 , 0.0)	883.8 587.6	0.3361 90.0 90.0	1.9665 [1.8768]	104.8%			
PFHxS	(399.0 / 80.0) 606563 (399.0 / 99.0) 205320	(8.01 , 1.00) (0.00 , N/A , 0.0)	7059.3 9205.6	0.3385 98.7 98.7	1.9609 [1.8220]	107.6%			
PFHpS	(449.0 / 80.0) 566099 (449.0 / 99.0) 161220	(8.79 , 0.93) (N/A , -0.02 , 0.4)	565.5 563.4	0.2848 97.1 97.1	2.0631 [1.9028]	108.4%			
PFOS	(499.0 / 80.0) 678992 (499.0 / 99.0) 143039	(9.46 , 1.00) (0.00 , N/A , 0.0)	120.4 100.0	0.2107 92.2 92.2	1.9959 [1.8550]	107.6%			
PFNS	(549.0 / 80.0) 795749 (549.0 / 99.0) 200156	(9.76 , 1.03) (N/A , -0.01 , -0.1)	480.9 569.0	0.2515 100.8 100.8	2.0342 [1.9198]	106.0%			
PFDS	(599.0 / 80.0) 1013064 (599.0 / 99.0) 235031	(9.91 , 1.05) (N/A , -0.01 , 0.1)	904.5 657.1	0.2320 91.0 91.0	2.0988 [1.9262]	109.0%			
PFDoS	(698.9 / 80.0) 537827 (698.9 / 99.0) 125026	(10.11 , 1.07) (N/A , 0.00 , 0.3)	831.2 437.1	0.2325 113.1 113.1	2.1346 [1.9391]	110.1%			
4:2FTS	(327.0 / 307.0) 511163 (327.0 / 81.0) 282129	(5.80 , 1.00) (0.00 , N/A , 0.1)	911.2 701.5	0.5519 110.4 110.4	8.4974 [7.4762]	113.7%			
6:2FTS	(427.0 / 407.0) 309051 (427.0 / 81.0) 217287	(7.54 , 1.00) (0.00 , N/A , 0.1)	857.9 771.9	0.7031 98.1 98.1	7.8502 [7.5923]	103.4%			
8:2FTS	(527.0 / 507.0) 268464 (527.0 / 81.0) 150349	(8.96 , 1.00) (0.00 , N/A , 0.3)	351.0 377.4	0.5600 79.6 79.6	8.1579 [7.6663]	106.4%			

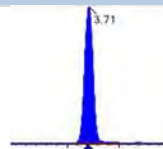
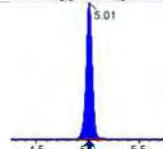
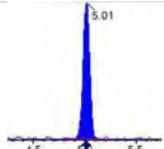
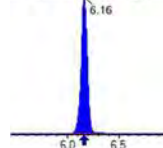
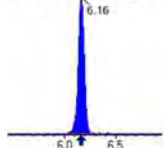
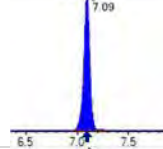
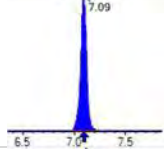
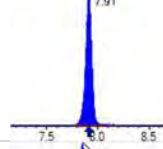
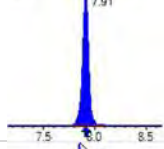
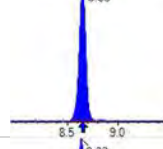
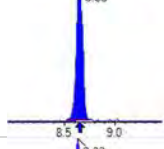
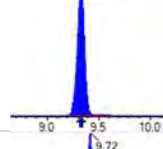
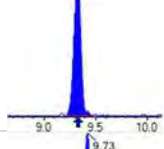
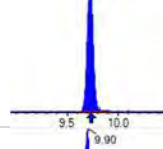
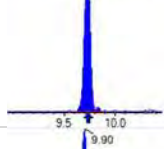
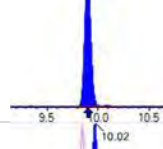
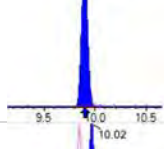
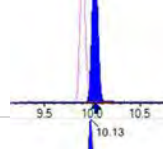
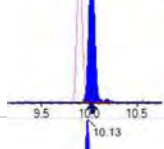
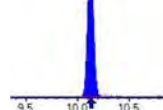
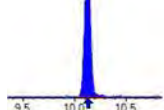
Analyte	(Q1 / Q3) Area Counts*min	R.T. (R.T [min], R.R.T.) (Δ RT-[min], Δ RT- CV[min], Δ RT ion[s])	S / N	Ion Ratio IR Vs MP% IR Vs CV%	Concentration [True] ng/mL	Q.C. Rec. {Area%CV}	Primary Transition	Confirmation Transition	Flag
PFOSA	(498.0 / 78.0) 1043070 (498.0 / 478.0) 17408	(10.17, 1.00) (0.00, N/A, -0.2)	1089.6 213.3	0.0167 70.6 70.6	2.2171 [2.0000]	110.9%			
NMeFOSA	(511.9 / 219.0) 797988 (511.9 / 169.0) 561632	(10.60, 1.00) (0.00, N/A, 0.0)	1263.3 1318.1	0.7038 100.9 100.9	8.8872 [8.0000]	111.1%			
NEIFOSA	(526.0 / 219.0) 884913 (526.0 / 169.0) 915802	(10.69, 1.00) (0.00, N/A, 0.0)	1133.4 1280.9	1.0349 91.9 91.9	8.5402 [8.0000]	106.8%			
NMeFOSAA	(570.0 / 419.0) 114866 (570.0 / 483.0) 55837	(9.50, 1.00) (0.00, N/A, -0.2)	292.2 166.1	0.4861 103.5 103.5	2.2031 [2.0000]	110.2%			
NEIFOSAA	(584.0 / 419.0) 116426 (584.0 / 526.0) 77441	(9.68, 1.00) (0.00, N/A, 0.1)	768.2 364.2	0.6652 86.3 86.3	2.0164 [2.0000]	100.8%			
NMeFOSE	(616.1 / 59.0) 249979	(10.57, 1.00) (0.01, N/A, 0.0)	663.7	N/A 0.0 0.0	8.3254 [8.0000]	104.1%			
NEIFOSE	(630.0 / 59.0) 74529	(10.67, 1.00) (0.01, N/A, 0.0)	1235.3	N/A 0.0 0.0	8.9015 [8.0000]	111.3%			
HFPO-DA	(285.0 / 169.0) 240350 (285.0 / 185.0) 620940	(6.49, 1.00) (0.00, N/A, 0.2)	496.5 845.2	2.5835 101.3 101.3	4.1698 [4.0000]	104.2%			
ADONA	(377.0 / 85.0) 910558 (377.0 / 251.0) 114469	(7.39, 1.14) (N/A, -0.02, 0.1)	1009.9 310.9	0.1257 100.2 100.2	3.8107 [3.7708]	101.1%			
9CI-Pf3ONS	(531.0 / 351.0) 2453494 (533.0 / 353.0) 794217	(9.71, 1.50) (N/A, -0.01, -0.2)	748.6 840.4	0.3237 102.2 102.2	3.6207 [3.7330]	97.0%			
11CI-PF3OUDS	(631.0 / 451.0) 1531795 (633.0 / 453.0) 528327	(10.00, 1.54) (N/A, -0.01, 0.0)	780.6 921.4	0.3449 117.9 117.9	3.4306 [3.7728]	90.9%			

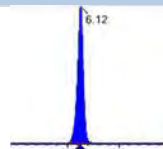
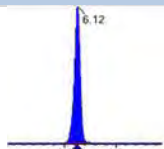
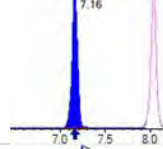
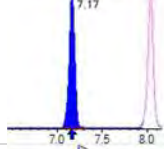
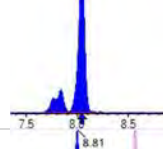
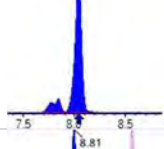
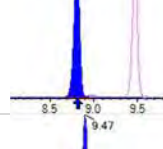
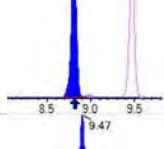
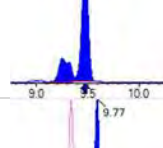
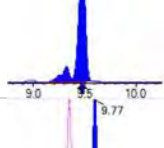
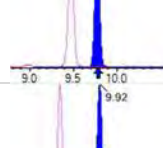
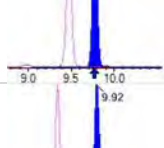
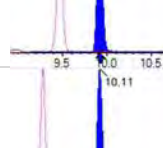
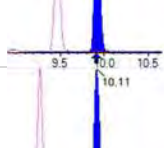
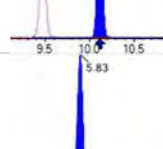
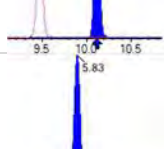
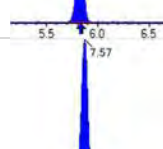
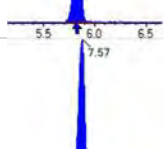
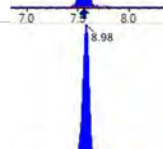
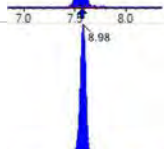


Analyte	(Q1 / Q3) Area Counts*min	R.T. (R.T [min], R.R.T.) (Δ RT-[min], Δ RT- CV[min], Δ RT ion[s])	S / N	Ion Ratio IR Vs MP% IR Vs CV%	Concentration [True] ng/mL	Q.C. Rec. {Area%CV}	Primary Transition	Confirmation Transition	Flag
3:3FTCA	(241.0 / 177.0) 32190 (241.0 / 117.0) 51962	(4.47, 0.90) (N/A, -0.02, -0.1)	598.7 480.7	1.6142 0.1 97.5	8.8229 [8.0000]	110.3%			IR1,
5:3FTCA	(341.0 / 236.7) 225487 (341.0 / 217.0) 362449	(6.77, 1.10) (N/A, -0.03, 0.0)	507.4 574.4	1.6074 101.7 101.7	7.7824 [8.0000]	97.3%			
7:3FTCA	(441.0 / 317.0) 245106 (441.0 / 337.0) 227732	(8.59, 1.40) (N/A, -0.02, 0.2)	452.6 367.7	0.9291 114.2 114.2	7.4960 [8.0000]	93.7%			
PFEESA	(315.0 / 135.0) 538330 (315.0 / 83.0) 160480	(6.60, 1.08) (N/A, -0.03, 0.0)	874.3 551.7	0.2981 105.5 105.5	3.6841 [3.5698]	103.2%			
PFMPA	(229.0 / 85.0) 100086	(4.19, 0.84) (N/A, -0.02, 0.0)	1269.5	N/A 0.0 0.0	4.3591 [4.0000]	109.0%			
PFMBA	(279.0 / 85.0) 312739	(5.37, 1.08) (N/A, -0.03, 0.0)	909.1	N/A 0.0 0.0	4.1725 [4.0000]	104.3%			
NFDHA	(201.0 / 85.0) 11598 (295.0 / 201.0) 84450	(6.01, 0.98) (N/A, -0.03, -0.4)	238.5 728.8	7.2812 0.9 88.4	4.0218 [4.0000]	100.5%			IR1,
13C3_PFBA_IIS	(216.0 / 172.0) 86775	(3.69, N/A) (N/A, -0.02, N/A)	815.1	N/A	0.9925 [1.0000]	99.3% { 94.0% }			
13C2_PFHxA_IIS	(315.1 / 270.0) 140097	(6.13, N/A) (N/A, -0.03, N/A)	656.2	N/A	1.0648 [1.0000]	106.5% { 111.3% }			
13C4_PFOA_IIS	(417.0 / 372.0) 122142	(7.89, N/A) (N/A, -0.02, N/A)	729.6	N/A	0.9758 [1.0000]	97.6% { 96.0% }			
13C5_PFNA_IIS	(468.0 / 423.0) 89059	(8.63, N/A) (N/A, -0.01, N/A)	390.2	N/A	0.8922 [1.0000]	89.2% { 81.0% }			

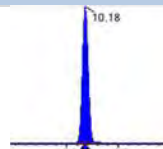
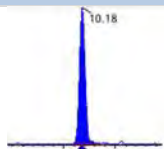
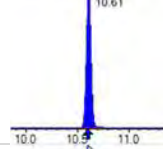
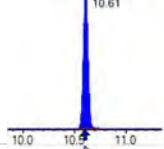
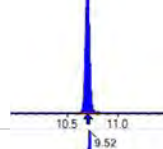
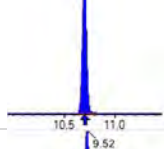
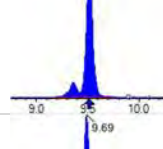
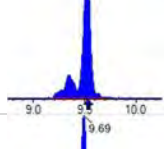
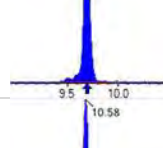
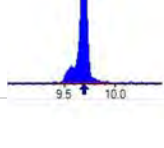
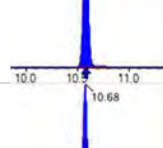
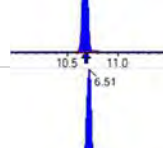
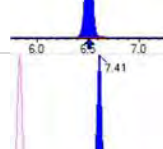
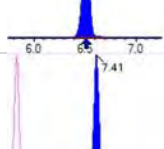
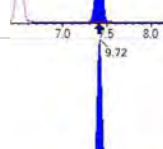
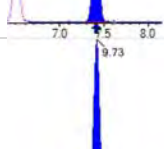
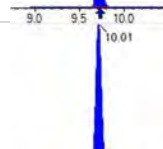
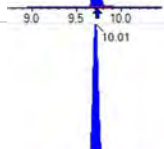

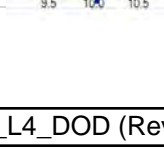
Analyte	(Q1 / Q3) Area Counts*min	R.T. (R.T [min], R.R.T.) (Δ RT-I[min], Δ RT- CV[min], Δ RT ion[s])	S / N	Ion Ratio IR Vs MP% IR Vs CV%	Concentration [True] ng/mL	Q.C. Rec. {Area%CV}	Primary Transition	Confirmation Transition	Flag
13C2_PFDA_IIS	(515.1 / 470.1) 99726	(9.31, N/A) (N/A, -0.02, N/A)	264.5	N/A	0.9616 [1.0000]	96.2% { 101.5% }			
18O2_PFHxS_IIS	(403.0 / 83.9) 222942	(8.02, N/A) (N/A, -0.02, N/A)	840.3	N/A	0.9423 [1.0000]	94.2% { 88.2% }			
13C4_PFOS_IIS	(502.8 / 79.9) 173042	(9.46, N/A) (N/A, -0.01, N/A)	299.4	N/A	0.8625 [1.0000]	86.3% { 78.4% }			
13C4_PFBA_EIS	(217.0 / 172.0) 741836	(3.69, N/A) (N/A, -0.02, N/A)	828.2	N/A	8.2573 [8.0000]	103.2% { 102.3% }			
13C5_PFPeA_EIS	(267.9 / 223.0) 375839	(4.99, N/A) (N/A, -0.03, N/A)	868.0	N/A	3.6439 [4.0000]	91.1% { 99.6% }			
13C5_PFHxA_EIS	(318.0 / 273.0) 313669	(6.14, N/A) (N/A, -0.03, N/A)	658.5	N/A	1.9019 [2.0000]	95.1% { 103.5% }			
13C4_PFHpA_EIS	(367.0 / 322.0) 274112	(7.07, N/A) (N/A, -0.03, N/A)	551.8	N/A	1.8812 [2.0000]	94.1% { 100.0% }			
13C8_PFOA_EIS	(421.0 / 376.0) 268268	(7.89, N/A) (N/A, -0.02, N/A)	585.3	N/A	1.9877 [2.0000]	99.4% { 105.9% }			
13C9_PFNA_EIS	(472.0 / 427.0) 113651	(8.63, N/A) (N/A, -0.02, N/A)	336.1	N/A	1.1683 [1.0000]	116.8% { 108.7% }			
13C6_PFDA_EIS	(519.0 / 474.0) 131969	(9.31, N/A) (N/A, -0.02, N/A)	329.5	N/A	0.9766 [1.0000]	97.7% { 92.5% }			
13C7_PFUnA_EIS	(570.0 / 525.0) 208438	(9.72, N/A) (N/A, -0.01, N/A)	295.6	N/A	1.0713 [1.0000]	107.1% { 111.4% }			

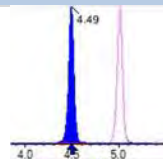
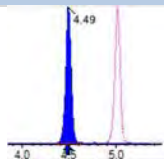
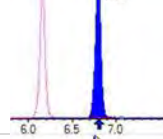
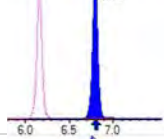
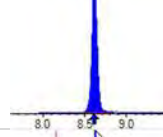
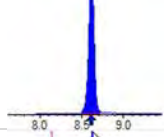
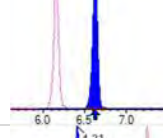
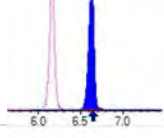
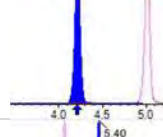
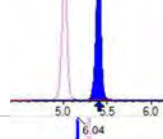
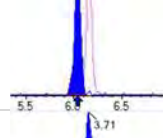
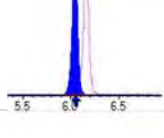
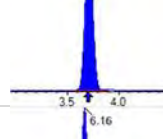
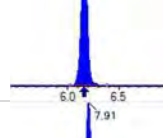
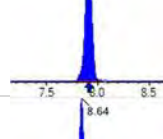
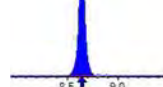
Analyte	(Q1 / Q3) Area Counts*min	R.T. (R.T [min], R.R.T.) (Δ RT-I[μ min], Δ RT- CV[μ min], Δ RT ion[s])	S / N	Ion Ratio IR Vs MP% IR Vs CV%	Concentration [True] ng/mL	Q.C. Rec. {Area%CV}	Primary Transition	Confirmation Transition	Flag
13C2_PFDa_EIS	(615.0 / 570.0) 244597	(9.88, N/A) (N/A, -0.01, N/A)	439.4	N/A	1.1147 [1.0000]	111.5% { 113.4% }			
13C2_PFTeDA_EIS	(715.0 / 670.0) 155445	(10.12, N/A) (N/A, -0.01, N/A)	302.9	N/A	1.1656 [1.0000]	116.6% { 128.5% }			
13C3_PFBs_EIS	(302.0 / 80.0) 728982	(6.10, N/A) (N/A, -0.03, N/A)	970.8	N/A	2.0021 [2.0000]	100.1% { 96.0% }			
13C3_PFHxS_EIS	(402.0 / 80.0) 389000	(8.01, N/A) (N/A, -0.02, N/A)	957.8	N/A	2.0601 [2.0000]	103.0% { 101.0% }			
13C8_PFOS_EIS	(507.0 / 80.0) 619035	(9.46, N/A) (N/A, -0.01, N/A)	449.9	N/A	2.1778 [2.0000]	108.9% { 92.6% }			
13C2_4:2FTS_EIS	(329.0 / 81.0) 75450	(5.80, N/A) (N/A, -0.02, N/A)	500.7	N/A	3.6749 [4.0000]	91.9% { 85.6% }			
13C2_6:2FTS_EIS	(429.0 / 81.0) 101990	(7.54, N/A) (N/A, -0.02, N/A)	527.7	N/A	3.8763 [4.0000]	96.9% { 95.5% }			
13C2_8:2FTS_EIS	(529.0 / 81.0) 89806	(8.96, N/A) (N/A, -0.03, N/A)	362.4	N/A	3.8072 [4.0000]	95.2% { 95.1% }			
13C8_PFOA_EIS	(506.0 / 78.0) 945362	(10.17, N/A) (N/A, -0.01, N/A)	944.6	N/A	2.2852 [2.0000]	114.3% { 97.2% }			
D3_NMeFOA_EIS	(515.0 / 169.0) 225082	(10.60, N/A) (N/A, -0.01, N/A)	736.5	N/A	2.1840 [2.0000]	109.2% { 93.8% }			
D5_NEtFOA_EIS	(531.1 / 169.0) 227254	(10.69, N/A) (N/A, -0.01, N/A)	1478.9	N/A	2.3614 [2.0000]	118.1% { 98.8% }			

Analyte	(Q1 / Q3) Area Counts*min	R.T. (R.T [min], R.R.T.) (Δ RT-I[μ min], Δ RT-CV[μ min], Δ RT ion[s])	S / N	Ion Ratio IR Vs MP% IR Vs CV%	Concentration [True] ng/mL	Q.C. Rec. {Area%CV}	Primary Transition	Confirmation Transition	Flag
D3_MeFOSAA_EIS	(573.0 / 419.0) 287769	(9.50, N/A) (N/A, -0.02, N/A)	338.0	N/A	4.3157 [4.0000]	107.9% { 101.0% }			
D5_EtFOSAA_EIS	(589.0 / 419.0) 256207	(9.68, N/A) (N/A, -0.01, N/A)	368.0	N/A	4.6233 [4.0000]	115.6% { 100.0% }			
D7_NMeFOSE_EIS	(623.2 / 58.9) 471611	(10.57, N/A) (N/A, -0.01, N/A)	1398.0	N/A	23.7895 [20.0000]	118.9% { 94.2% }			
D9_NEtFOSE_EIS	(639.2 / 58.9) 262321	(10.67, N/A) (N/A, -0.01, N/A)	1277.6	N/A	24.5727 [20.0000]	122.9% { 99.0% }			
13C3_HFPODA_EIS	(287.0 / 169.0) 754664	(6.48, N/A) (N/A, -0.03, N/A)	889.9	N/A	7.5156 [8.0000]	93.9% { 101.5% }			

Analyte	(Q1 / Q3) Area Counts*min	R.T. (R.T [min], R.R.T.) (Δ RT-[min], Δ RT- CV[min], Δ RT ion[s])	S / N	Ion Ratio IR Vs MP% IR Vs CV%	Concentration [True] ng/mL	Q.C. Rec. {Area%CV}	Primary Transition	Confirmation Transition	Flag
PFBA	(212.9 / 169.0) 1230017	(3.71, 1.00) (0.00, N/A, 0.0)	72.4	N/A 0.0 0.0	20.4366 [20.0000]	102.2%			
PFPeA	(262.9 / 219.0) 888500 (262.9 / 69.0) 9078	(5.01, 1.00) (0.00, N/A, -0.1)	807.5 226.0	0.0102 11970.9 100.0	10.4010 [10.0000]	104.0%			
PFHxA	(313.0 / 269.0) 671202 (313.0 / 119.0) 65842	(6.16, 1.00) (0.00, N/A, 0.0)	708.2 575.7	0.0981 100.0 100.0	4.8818 [5.0000]	97.6%			
PFHpA	(363.0 / 319.0) 619830 (363.0 / 169.0) 193707	(7.09, 1.00) (0.00, N/A, 0.1)	753.7 757.4	0.3125 100.0 100.0	5.0084 [5.0000]	100.2%			
PFOA	(413.0 / 369.0) 641256 (413.0 / 169.0) 215954	(7.91, 1.00) (0.00, N/A, 0.1)	666.1 738.3	0.3368 100.0 100.0	5.3414 [5.0000]	106.8%			
PFNA	(463.0 / 419.0) 473767 (463.0 / 169.0) 95071	(8.65, 1.00) (0.00, N/A, 0.0)	529.3 105.2	0.2007 100.0 100.0	5.3632 [5.0000]	107.3%			
PFDA	(513.0 / 469.0) 657458 (513.0 / 169.0) 52315	(9.33, 1.00) (0.00, N/A, 0.4)	398.9 223.9	0.0796 100.0 100.0	5.0007 [5.0000]	100.0%			
PFUnA	(563.0 / 519.0) 753398 (563.0 / 169.0) 84389	(9.72, 1.00) (0.00, N/A, -0.2)	563.5 251.5	0.1120 100.0 100.0	5.4025 [5.0000]	108.1%			
PFDoA	(613.0 / 569.0) 891272 (613.0 / 169.0) 111939	(9.90, 1.00) (0.00, N/A, 0.1)	667.1 408.2	0.1256 100.0 100.0	5.1588 [5.0000]	103.2%			
PFTrDA	(663.0 / 619.0) 817708 (663.0 / 169.0) 170939	(10.02, 1.01) (N/A, 0.00, 0.1)	588.5 305.3	0.2090 100.0 100.0	5.7352 [5.0000]	114.7%			
PFTeDA	(713.0 / 669.0) 698601 (713.0 / 169.0) 158581	(10.13, 1.00) (0.00, N/A, 0.1)	833.0 446.7	0.2270 100.0 100.0	6.0353 [5.0000]	120.7%			

Analyte	(Q1 / Q3) Area Counts*min	R.T. (R.T [min], R.R.T.) (Δ RT-[min], Δ RT- CV[min], Δ RT ion[s])	S / N	Ion Ratio IR Vs MP% IR Vs CV%	Concentration [True] ng/mL	Q.C. Rec. {Area%CV}	Primary Transition	Confirmation Transition	Flag
PFBS	(298.9 / 80.0) 931163 (298.9 / 99.0) 633248	(6.12 , 1.00) (0.00 , N/A , 0.1)	966.2 806.1	0.6801 100.0 100.0	4.4911 [4.4237]	101.5%			
PFPeS	(349.0 / 80.0) 1750797 (349.0 / 99.0) 653718	(7.16 , 0.89) (N/A , 0.00 , -0.1)	746.1 722.8	0.3734 100.0 100.0	4.8441 [4.6919]	103.2%			
PFHxS	(399.0 / 80.0) 1394257 (399.0 / 99.0) 478003	(8.04 , 1.00) (0.00 , N/A , 0.1)	6526.9 5562.7	0.3428 100.0 100.0	4.5505 [4.5549]	99.9%			
PFHpS	(449.0 / 80.0) 1242809 (449.0 / 99.0) 364660	(8.81 , 0.93) (N/A , 0.00 , 0.0)	476.6 605.7	0.2934 100.0 100.0	4.1959 [4.7570]	88.2%			
PFOS	(499.0 / 80.0) 1656633 (499.0 / 99.0) 378656	(9.47 , 1.00) (0.00 , N/A , 0.0)	122.2 155.3	0.2286 100.0 100.0	4.5114 [4.6375]	97.3%			
PFNS	(549.0 / 80.0) 2040483 (549.0 / 99.0) 509199	(9.77 , 1.03) (N/A , 0.00 , 0.0)	609.0 966.1	0.2495 100.0 100.0	4.8324 [4.7994]	100.7%			
PFDS	(599.0 / 80.0) 2546429 (599.0 / 99.0) 649153	(9.92 , 1.05) (N/A , 0.00 , 0.0)	1194.6 872.7	0.2549 100.0 100.0	4.8872 [4.8155]	101.5%			
PFDoS	(698.9 / 80.0) 1369518 (698.9 / 99.0) 281386	(10.11 , 1.07) (N/A , 0.00 , -0.1)	1084.6 664.5	0.2055 100.0 100.0	5.0355 [4.8478]	103.9%			
4:2FTS	(327.0 / 307.0) 1264897 (327.0 / 81.0) 632375	(5.83 , 1.00) (0.00 , N/A , 0.0)	876.8 759.5	0.4999 100.0 100.0	17.9914 [18.6906]	96.3%			
6:2FTS	(427.0 / 407.0) 786270 (427.0 / 81.0) 563284	(7.57 , 1.00) (0.00 , N/A , -0.1)	750.0 820.9	0.7164 100.0 100.0	19.0686 [18.9808]	100.5%			
8:2FTS	(527.0 / 507.0) 674253 (527.0 / 81.0) 474343	(8.98 , 1.00) (0.00 , N/A , 0.1)	546.0 566.0	0.7035 100.0 100.0	19.4791 [19.1658]	101.6%			

Analyte	(Q1 / Q3) Area Counts*min	R.T. (R.T [min], R.R.T.) (Δ RT-I[μ min], Δ RT- CV[μ min], Δ RT ion[s])	S / N	Ion Ratio IR Vs MP% IR Vs CV%	Concentration [True] ng/mL	Q.C. Rec. {Area%CV}	Primary Transition	Confirmation Transition	Flag
PFOSA	(498.0 / 78.0) 2386396 (498.0 / 478.0) 56409	(10.18 , 1.00) (0.00 , N/A , 0.1)	745.6 325.2	0.0236 100.0 100.0	4.9289 [5.0000]	98.6%			
NMeFOSA	(511.9 / 219.0) 2030396 (511.9 / 169.0) 1415713	(10.61 , 1.00) (0.00 , N/A , 0.0)	863.0 1298.1	0.6973 100.0 100.0	21.2085 [20.0000]	106.0%			
NEIFOSA	(526.0 / 219.0) 2078903 (526.0 / 169.0) 2341467	(10.70 , 1.00) (0.00 , N/A , 0.0)	1496.6 1573.2	1.1263 100.0 100.0	19.8229 [20.0000]	99.1%			
NMeFOSAA	(570.0 / 419.0) 267573 (570.0 / 483.0) 125681	(9.52 , 1.00) (0.00 , N/A , -0.2)	425.4 384.0	0.4697 100.0 100.0	5.1828 [5.0000]	103.7%			
NEIFOSAA	(584.0 / 419.0) 251609 (584.0 / 526.0) 193821	(9.69 , 1.00) (0.00 , N/A , 0.0)	687.0 16407.9	0.7703 100.0 100.0	4.3585 [5.0000]	87.2%			
NMeFOSE	(616.1 / 59.0) 626728	(10.58 , 1.00) (0.01 , N/A , 0.0)	1110.5	N/A 0.0 0.0	19.6539 [20.0000]	98.3%			
NEIFOSE	(630.0 / 59.0) 162411	(10.68 , 1.00) (0.01 , N/A , 0.0)	635.4	N/A 0.0 0.0	19.2101 [20.0000]	96.1%			
HFPO-DA	(285.0 / 169.0) 615685 (285.0 / 185.0) 1570527	(6.51 , 1.00) (0.00 , N/A , 0.0)	848.4 784.5	2.5509 100.0 100.0	10.8409 [10.0000]	108.4%			
ADONA	(377.0 / 85.0) 2368722 (377.0 / 251.0) 297052	(7.41 , 1.14) (N/A , 0.00 , -0.1)	872.6 630.6	0.1254 100.0 100.0	10.0610 [9.4270]	106.7%			
9CI-Pf3ONS	(531.0 / 351.0) 6344280 (533.0 / 353.0) 2009503	(9.72 , 1.49) (N/A , 0.00 , -0.2)	673.9 735.2	0.3167 100.0 100.0	9.5023 [9.3325]	101.8%			
11CI-PF3OUDS	(631.0 / 451.0) 4558447 (633.0 / 453.0) 1333674	(10.01 , 1.54) (N/A , 0.00 , 0.0)	897.7 615.8	0.2926 100.0 100.0	10.3614 [9.4321]	109.9%			

Analyte	(Q1 / Q3) Area Counts*min	R.T. (R.T [min], R.R.T.) (Δ RT-I[μ min], Δ RT-CV[μ min], Δ RT ion[s])	S / N	Ion Ratio IR Vs MP% IR Vs CV%	Concentration [True] ng/mL	Q.C. Rec. {Area%CV}	Primary Transition	Confirmation Transition	Flag
3:3FTCA	(241.0 / 177.0) 76488 (241.0 / 117.0) 126603	(4.49, 0.90) (N/A, 0.00, 0.1)	595.3 737.4	1.6552 0.1 100.0	20.8762 [20.0000]	104.4%			IR1,
5:3FTCA	(341.0 / 236.7) 567673 (341.0 / 217.0) 896894	(6.80, 1.10) (N/A, 0.00, 0.0)	641.6 611.0	1.5799 100.0 100.0	20.2763 [20.0000]	101.4%			
7:3FTCA	(441.0 / 317.0) 640142 (441.0 / 337.0) 520585	(8.61, 1.40) (N/A, 0.00, 0.0)	508.9 519.5	0.8132 100.0 100.0	20.2604 [20.0000]	101.3%			
PFEESA	(315.0 / 135.0) 1272818 (315.0 / 83.0) 359740	(6.63, 1.08) (N/A, 0.00, -0.1)	792.9 757.0	0.2826 100.0 100.0	9.0145 [8.9246]	101.0%			
PFMPA	(229.0 / 85.0) 233654	(4.21, 0.84) (N/A, 0.00, 0.0)	963.4	N/A 0.0 0.0	10.1338 [10.0000]	101.3%			
PFMBA	(279.0 / 85.0) 752713	(5.40, 1.08) (N/A, 0.00, 0.0)	1153.2	N/A 0.0 0.0	10.0005 [10.0000]	100.0%			
NFDHA	(201.0 / 85.0) 25433 (295.0 / 201.0) 209572	(6.04, 0.98) (N/A, 0.00, -0.3)	326.6 675.8	8.2401 1.0 100.0	9.2745 [10.0000]	92.7%			IR1,
13C3_PFBA_IIS	(216.0 / 172.0) 92277	(3.71, N/A) (N/A, 0.00, N/A)	689.1	N/A	1.0554 [1.0000]	105.5% { 100.0% }			
13C2_PFHxA_IIS	(315.1 / 270.0) 125835	(6.16, N/A) (N/A, 0.00, N/A)	505.5	N/A	0.9564 [1.0000]	95.6% { 100.0% }			
13C4_PFOA_IIS	(417.0 / 372.0) 127226	(7.91, N/A) (N/A, 0.00, N/A)	620.2	N/A	1.0164 [1.0000]	101.6% { 100.0% }			
13C5_PFNA_IIS	(468.0 / 423.0) 109934	(8.64, N/A) (N/A, 0.00, N/A)	325.6	N/A	1.1013 [1.0000]	110.1% { 100.0% }			

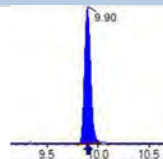
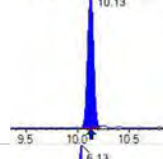
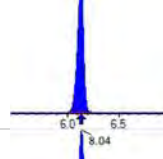
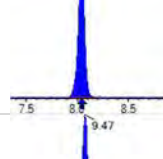
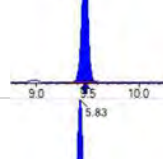
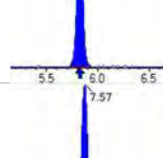
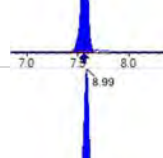
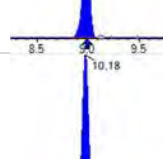
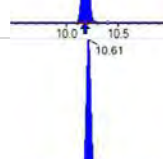
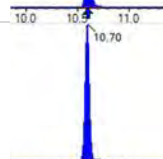



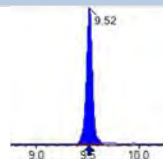
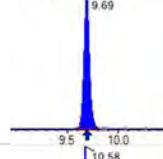
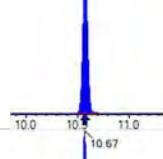
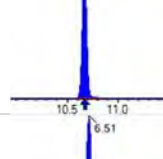
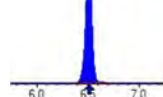
Chemist: DAG
 Instrument: Saphira
 Type: Sciex Q3 5500

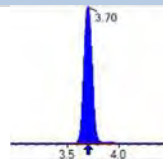
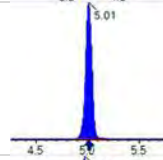
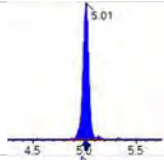
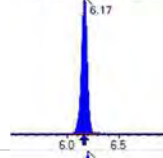
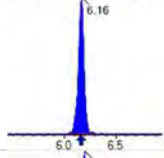
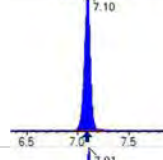
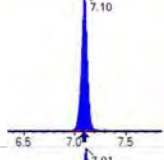
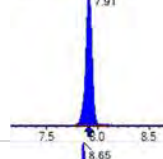
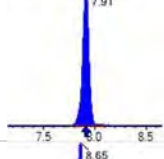
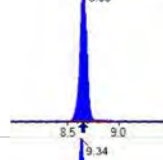
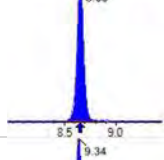
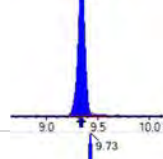
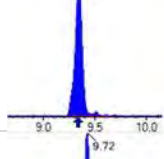
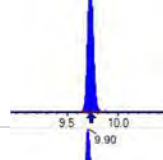
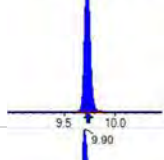
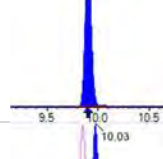
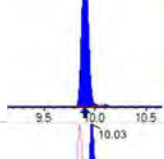
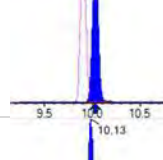
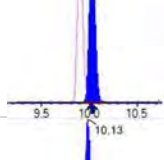
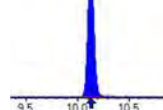
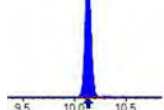
Sample I.D.: SB03856-CAL5
 DF, IV: 1, 10.0µL
 Acquisition Method: 1633 2022-12-13.dam

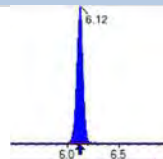
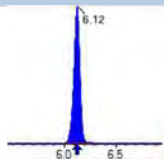
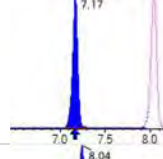
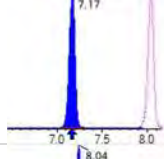
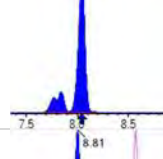
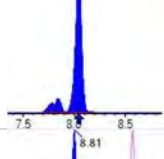
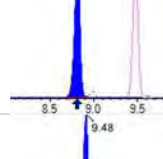
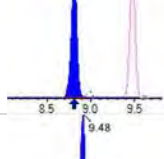
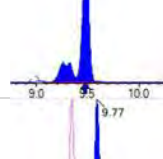
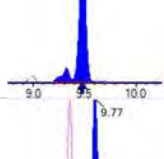
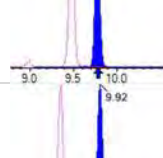
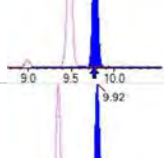
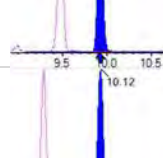
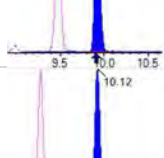
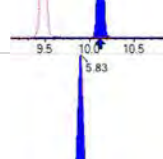
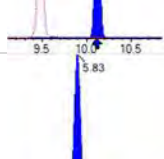
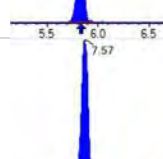
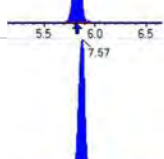
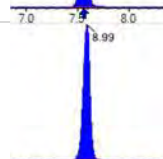
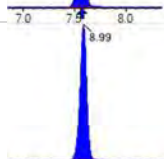

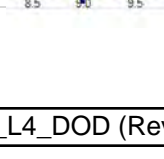
Quant Method: 1633 - 2022-12-15A
 Path: S2022-12-15A (5)
 Acquired: 2022/12/15 - 13:24

Analyte	(Q1 / Q3) Area Counts*min	R.T. (R.T [min], R.R.T.) (ΔRT-I[min], ΔRT-CV[min], ΔRT ion[s])	S / N	Ion Ratio IR Vs MP% IR Vs CV%	Concentration [True] ng/mL	Q.C. Rec. {Area%CV}	Primary Transition	Confirmation Transition	Flag
13C2_PFDA_IIS	(515.1 / 470.1) 98265	(9.32, N/A) (N/A, 0.00, N/A)	259.4	N/A	0.9476 [1.0000]	94.8% { 100.0% }			
18O2_PFHxS_IIS	(403.0 / 83.9) 252897	(8.04, N/A) (N/A, 0.00, N/A)	712.4	N/A	1.0690 [1.0000]	106.9% { 100.0% }			
13C4_PFOS_IIS	(502.8 / 79.9) 220792	(9.47, N/A) (N/A, 0.00, N/A)	458.4	N/A	1.1005 [1.0000]	110.1% { 100.0% }			
13C4_PFBA_EIS	(217.0 / 172.0) 724958	(3.71, N/A) (N/A, 0.00, N/A)	802.1	N/A	7.5883 [8.0000]	94.9% { 100.0% }			
13C5_PFPeA_EIS	(267.9 / 223.0) 377420	(5.01, N/A) (N/A, 0.00, N/A)	894.5	N/A	4.0740 [4.0000]	101.8% { 100.0% }			
13C5_PFHxA_EIS	(318.0 / 273.0) 303094	(6.16, N/A) (N/A, 0.00, N/A)	769.8	N/A	2.0461 [2.0000]	102.3% { 100.0% }			
13C4_PFHpA_EIS	(367.0 / 322.0) 274111	(7.10, N/A) (N/A, 0.00, N/A)	732.2	N/A	2.0945 [2.0000]	104.7% { 100.0% }			
13C8_PFOA_EIS	(421.0 / 376.0) 253333	(7.91, N/A) (N/A, 0.00, N/A)	487.6	N/A	1.8020 [2.0000]	90.1% { 100.0% }			
13C9_PFNA_EIS	(472.0 / 427.0) 104539	(8.65, N/A) (N/A, 0.00, N/A)	398.6	N/A	0.8706 [1.0000]	87.1% { 100.0% }			
13C6_PFDA_EIS	(519.0 / 474.0) 142605	(9.33, N/A) (N/A, 0.00, N/A)	368.5	N/A	1.0710 [1.0000]	107.1% { 100.0% }			
13C7_PFUnA_EIS	(570.0 / 525.0) 187115	(9.72, N/A) (N/A, 0.00, N/A)	305.1	N/A	0.9760 [1.0000]	97.6% { 100.0% }			

Analyte	(Q1 / Q3) Area Counts*min	R.T. (R.T [min], R.R.T.) (Δ RT-I[μ min], Δ RT-CV[μ min], Δ RT ion[s])	S / N	Ion Ratio IR Vs MP% IR Vs CV%	Concentration [True] ng/mL	Q.C. Rec. {Area%CV}	Primary Transition	Confirmation Transition	Flag
13C2_PFDa_EIS	(615.0 / 570.0) 215682	(9.90, N/A) (N/A, 0.00, N/A)	633.3	N/A	0.9975 [1.0000]	99.8% { 100.0% }			
13C2_PFTeDA_EIS	(715.0 / 670.0) 120947	(10.13, N/A) (N/A, 0.00, N/A)	334.0	N/A	0.9204 [1.0000]	92.0% { 100.0% }			
13C3_PFBs_EIS	(302.0 / 80.0) 759125	(6.13, N/A) (N/A, 0.00, N/A)	720.9	N/A	1.8379 [2.0000]	91.9% { 100.0% }			
13C3_PFHxS_EIS	(402.0 / 80.0) 385319	(8.04, N/A) (N/A, 0.00, N/A)	816.0	N/A	1.7989 [2.0000]	89.9% { 100.0% }			
13C8_PFOS_EIS	(507.0 / 80.0) 668208	(9.47, N/A) (N/A, 0.00, N/A)	316.9	N/A	1.8424 [2.0000]	92.1% { 100.0% }			
13C2_4:2FTS_EIS	(329.0 / 81.0) 88181	(5.83, N/A) (N/A, 0.00, N/A)	514.3	N/A	3.7862 [4.0000]	94.7% { 100.0% }			
13C2_6:2FTS_EIS	(429.0 / 81.0) 106822	(7.57, N/A) (N/A, 0.00, N/A)	555.3	N/A	3.5790 [4.0000]	89.5% { 100.0% }			
13C2_8:2FTS_EIS	(529.0 / 81.0) 94461	(8.99, N/A) (N/A, 0.00, N/A)	419.1	N/A	3.5302 [4.0000]	88.3% { 100.0% }			
13C8_PFOsa_EIS	(506.0 / 78.0) 972879	(10.18, N/A) (N/A, 0.00, N/A)	741.4	N/A	1.8431 [2.0000]	92.2% { 100.0% }			
D3_NMeFOSA_EIS	(515.0 / 169.0) 239983	(10.61, N/A) (N/A, 0.00, N/A)	1007.5	N/A	1.8250 [2.0000]	91.2% { 100.0% }			
D5_NEiFOSA_EIS	(531.1 / 169.0) 230010	(10.70, N/A) (N/A, 0.00, N/A)	1302.1	N/A	1.8732 [2.0000]	93.7% { 100.0% }			

Analyte	(Q1 / Q3) Area Counts*min	R.T. (R.T [min], R.R.T.) (Δ RT-I[μ min], Δ RT- CV[μ min], Δ RT ion[s])	S / N	Ion Ratio IR Vs MP% IR Vs CV%	Concentration [True] ng/mL	Q.C. Rec. {Area%CV}	Primary Transition	Confirmation Transition	Flag
D3_MeFOSAA_EIS	(573.0 / 419.0) 284942	(9.52, N/A) (N/A, 0.00, N/A)	266.4	N/A	3.3492 [4.0000]	83.7% { 100.0% }			
D5_EtFOSAA_EIS	(589.0 / 419.0) 256164	(9.69, N/A) (N/A, 0.00, N/A)	410.2	N/A	3.6229 [4.0000]	90.6% { 100.0% }			
D7_NMeFOSE_EIS	(623.2 / 58.9) 500857	(10.58, N/A) (N/A, 0.00, N/A)	945.2	N/A	19.8009 [20.0000]	99.0% { 100.0% }			
D9_NEtFOSE_EIS	(639.2 / 58.9) 264883	(10.67, N/A) (N/A, 0.00, N/A)	948.4	N/A	19.4465 [20.0000]	97.2% { 100.0% }			
13C3_HFPODA_EIS	(287.0 / 169.0) 743568	(6.51, N/A) (N/A, 0.00, N/A)	960.8	N/A	8.2443 [8.0000]	103.1% { 100.0% }			

Analyte	(Q1 / Q3) Area Counts*min	R.T. (R.T [min], R.R.T.) (Δ RT-[min], Δ RT- CV[min], Δ RT ion[s])	S / N	Ion Ratio IR Vs MP% IR Vs CV%	Concentration [True] ng/mL	Q.C. Rec. {Area%CV}	Primary Transition	Confirmation Transition	Flag
PFBA	(212.9 / 169.0) 2473553	(3.70, 1.00) (0.00, N/A, 0.0)	63.3	N/A 0.0 0.0	41.7905 [40.0000]	104.5%			
PFPeA	(262.9 / 219.0) 1826970 (262.9 / 69.0) 20972	(5.01, 1.00) (0.00, N/A, -0.2)	787.5 517.2	0.0115 13449.8 112.4	20.6581 [20.0000]	103.3%			
PFHxA	(313.0 / 269.0) 1400727 (313.0 / 119.0) 130525	(6.17, 1.00) (0.00, N/A, 0.1)	793.7 542.8	0.0932 95.0 95.0	9.8261 [10.0000]	98.3%			
PFHpA	(363.0 / 319.0) 1381598 (363.0 / 169.0) 387158	(7.10, 1.00) (0.00, N/A, 0.0)	739.5 758.5	0.2802 89.7 89.7	11.3557 [10.0000]	113.6%			
PFOA	(413.0 / 369.0) 1279298 (413.0 / 169.0) 408618	(7.91, 1.00) (0.00, N/A, 0.1)	680.7 708.8	0.3194 94.8 94.8	9.7211 [10.0000]	97.2%			
PFNA	(463.0 / 419.0) 950315 (463.0 / 169.0) 220614	(8.65, 1.00) (0.00, N/A, 0.0)	574.5 145.9	0.2321 115.7 115.7	10.2092 [10.0000]	102.1%			
PFDA	(513.0 / 469.0) 1303580 (513.0 / 169.0) 128952	(9.34, 1.00) (0.00, N/A, -0.1)	472.4 297.2	0.0989 124.3 124.3	10.6710 [10.0000]	106.7%			
PFUnA	(563.0 / 519.0) 1478554 (563.0 / 169.0) 137019	(9.73, 1.00) (0.00, N/A, 0.1)	692.9 1538.6	0.0927 82.7 82.7	10.1484 [10.0000]	101.5%			
PFDoA	(613.0 / 569.0) 1967099 (613.0 / 169.0) 259105	(9.90, 1.00) (0.00, N/A, 0.2)	1601.9 513.2	0.1317 104.9 104.9	10.5665 [10.0000]	105.7%			
PFTTrDA	(663.0 / 619.0) 1795477 (663.0 / 169.0) 330817	(10.03, 1.01) (N/A, 0.01, 0.2)	1258.5 509.4	0.1843 88.1 88.1	11.6868 [10.0000]	116.9%			
PFTeDA	(713.0 / 669.0) 1445140 (713.0 / 169.0) 246046	(10.13, 1.00) (0.00, N/A, -0.1)	682.6 556.2	0.1703 75.0 75.0	8.8128 [10.0000]	88.1%			

Analyte	(Q1 / Q3) Area Counts*min	R.T. (R.T [min], R.R.T.) (Δ RT-[min], Δ RT- CV[min], Δ RT ion[s])	S / N	Ion Ratio IR Vs MP% IR Vs CV%	Concentration [True] ng/mL	Q.C. Rec. {Area%CV}	Primary Transition	Confirmation Transition	Flag
PFBS	(298.9 / 80.0) 1957666 (298.9 / 99.0) 1215189	(6.12 , 1.00) (0.00 , N/A , -0.1)	1141.5 761.2	0.6207 91.3 91.3	8.9834 [8.8473]	101.5%			
PFPeS	(349.0 / 80.0) 3833912 (349.0 / 99.0) 1305229	(7.17 , 0.89) (N/A , 0.01 , 0.1)	889.1 876.6	0.3404 91.2 91.2	10.2061 [9.3838]	108.8%			
PFHxS	(399.0 / 80.0) 2726279 (399.0 / 99.0) 950721	(8.04 , 1.00) (0.00 , N/A , 0.2)	2847.5 3480.3	0.3487 101.7 101.7	8.5609 [9.1098]	94.0%			
PFHpS	(449.0 / 80.0) 2866495 (449.0 / 99.0) 775679	(8.81 , 0.93) (N/A , 0.01 , 0.1)	869.2 711.1	0.2706 92.2 92.2	9.9295 [9.5141]	104.4%			
PFOS	(499.0 / 80.0) 3349843 (499.0 / 99.0) 747472	(9.48 , 1.00) (0.00 , N/A , 0.0)	165.8 177.9	0.2231 97.6 97.6	9.3597 [9.2749]	100.9%			
PFNS	(549.0 / 80.0) 3972744 (549.0 / 99.0) 1014742	(9.77 , 1.03) (N/A , 0.00 , -0.1)	718.6 683.1	0.2554 102.4 102.4	9.6532 [9.5989]	100.6%			
PFDS	(599.0 / 80.0) 4844974 (599.0 / 99.0) 1295975	(9.92 , 1.05) (N/A , 0.00 , 0.0)	689.2 927.5	0.2675 104.9 104.9	9.5406 [9.6311]	99.1%			
PFDoS	(698.9 / 80.0) 2774144 (698.9 / 99.0) 625888	(10.12 , 1.07) (N/A , 0.01 , 0.0)	879.2 849.9	0.2256 109.8 109.8	10.4655 [9.6956]	107.9%			
4:2FTS	(327.0 / 307.0) 2716095 (327.0 / 81.0) 1479536	(5.83 , 1.00) (0.00 , N/A , 0.0)	943.5 964.5	0.5447 109.0 109.0	38.7521 [37.3811]	103.7%			
6:2FTS	(427.0 / 407.0) 1693098 (427.0 / 81.0) 1169620	(7.57 , 1.00) (0.00 , N/A , 0.0)	875.1 923.0	0.6908 96.4 96.4	38.1195 [37.9617]	100.4%			
8:2FTS	(527.0 / 507.0) 1479732 (527.0 / 81.0) 898218	(8.99 , 1.00) (0.01 , N/A , 0.1)	777.3 440.9	0.6070 86.3 86.3	42.3415 [38.3315]	110.5%			

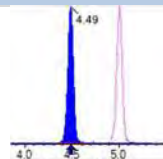
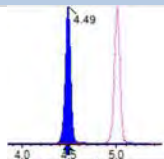
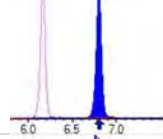
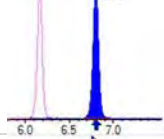
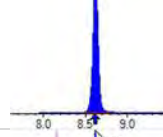
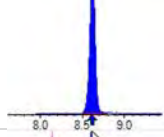
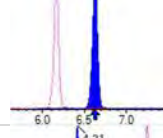
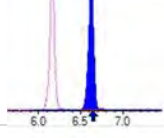
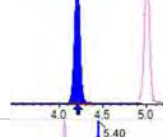
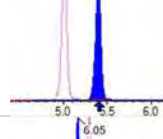
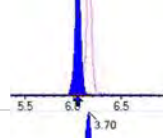
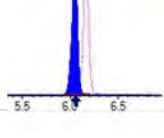
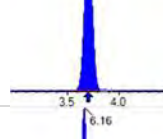
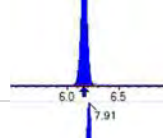
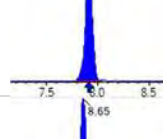
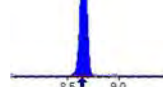


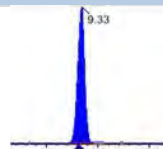
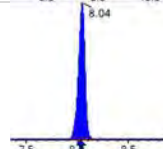
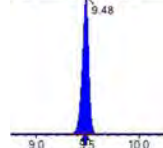
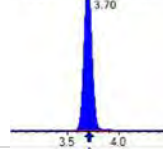
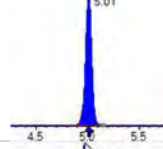
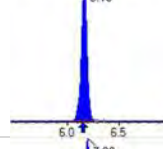
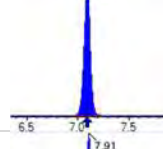
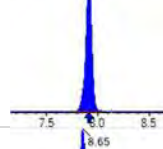
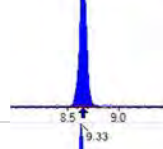
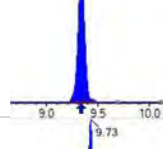
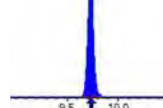
Chemist: DAG
 Instrument: Saphira
 Type: Sciex Q3 5500

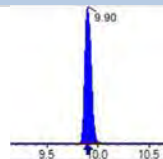
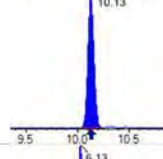
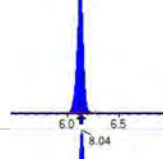
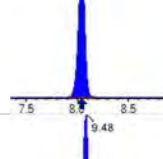
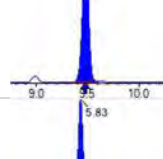
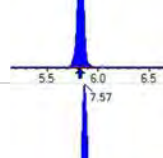
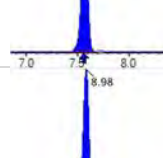
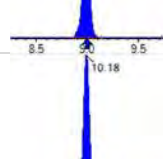
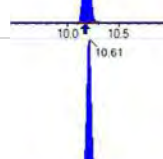
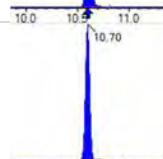

Sample I.D.: SB03856-CAL6
 DF, IV: 1, 10.0µL
 Acquisition Method: 1633 2022-12-13.dam

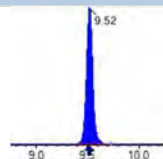




Quant Method: 1633 - 2022-12-15A
 Path: S2022-12-15A (6)
 Acquired: 2022/12/15 - 13:37

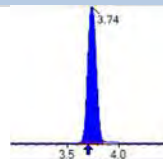
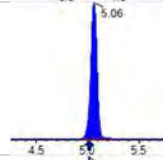
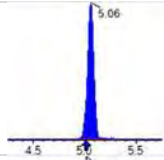
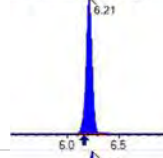
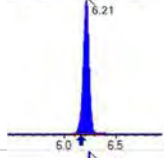
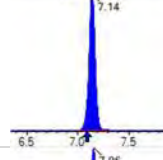
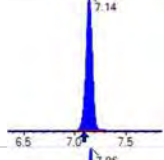
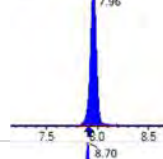
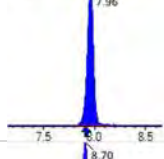
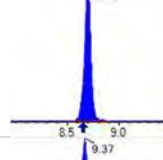
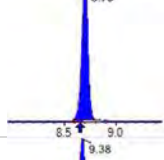
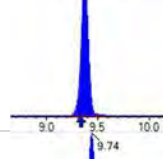
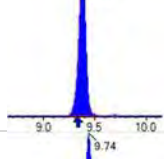
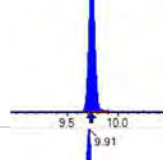
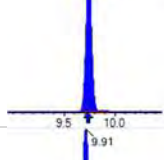
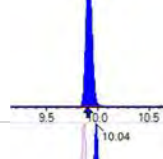
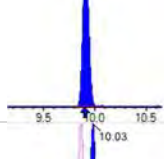
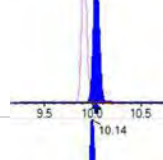
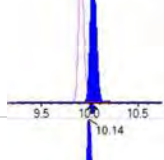
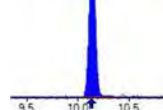
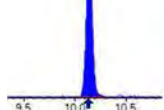
Analyte	(Q1 / Q3) Area Counts*min	R.T. (R.T [min], R.R.T.) (Δ RT-I[μ min], Δ RT-CV[μ min], Δ RT ion[s])	S / N	Ion Ratio IR Vs MP% IR Vs CV%	Concentration [True] ng/mL	Q.C. Rec. {Area%CV}	Primary Transition	Confirmation Transition	Flag
PFOSA	(498.0 / 78.0) 4887000 (498.0 / 478.0) 111398	(10.18 , 1.00) (0.00 , N/A , 0.1)	972.0 305.6	0.0228 96.4 96.4	10.2920 [10.0000]	102.9%			
NMeFOSA	(511.9 / 219.0) 4072979 (511.9 / 169.0) 2619505	(10.61 , 1.00) (0.00 , N/A , 0.0)	943.8 1001.2	0.6431 92.2 92.2	40.8060 [40.0000]	102.0%			
NEIFOSA	(526.0 / 219.0) 4241681 (526.0 / 169.0) 4520678	(10.70 , 1.00) (0.00 , N/A , 0.0)	1521.4 1283.2	1.0658 94.6 94.6	41.6272 [40.0000]	104.1%			
NMeFOSAA	(570.0 / 419.0) 549483 (570.0 / 483.0) 278477	(9.52 , 1.00) (0.01 , N/A , 0.2)	359.3 348.3	0.5068 107.9 107.9	10.0643 [10.0000]	100.6%			
NEIFOSAA	(584.0 / 419.0) 574086 (584.0 / 526.0) 330066	(9.70 , 1.00) (0.01 , N/A , 0.1)	1020.8 253287.6	0.5749 74.6 74.6	10.0002 [10.0000]	100.0%			
NMeFOSE	(616.1 / 59.0) 1281909	(10.58 , 1.00) (0.01 , N/A , 0.0)	988.9	N/A 0.0 0.0	42.9202 [40.0000]	107.3%			
NEtFOSE	(630.0 / 59.0) 321577	(10.68 , 1.00) (0.01 , N/A , 0.0)	1562.9	N/A 0.0 0.0	38.8273 [40.0000]	97.1%			
HFPO-DA	(285.0 / 169.0) 1218037 (285.0 / 185.0) 3186706	(6.51 , 1.00) (0.00 , N/A , 0.1)	777.8 832.6	2.6163 102.6 102.6	20.8267 [20.0000]	104.1%			
ADONA	(377.0 / 85.0) 4439291 (377.0 / 251.0) 555702	(7.42 , 1.14) (N/A , 0.01 , 0.1)	905.6 656.4	0.1252 99.8 99.8	18.3103 [18.8540]	97.1%			
9CI-Pf3ONS	(531.0 / 351.0) 13396931 (533.0 / 353.0) 4040625	(9.73 , 1.49) (N/A , 0.01 , 0.1)	854.2 873.7	0.3016 95.2 95.2	19.4852 [18.6651]	104.4%			
11CI-PF3OUDS	(631.0 / 451.0) 8895076 (633.0 / 453.0) 2551133	(10.02 , 1.54) (N/A , 0.01 , 0.2)	1095.5 1102.8	0.2868 98.0 98.0	19.6337 [18.8642]	104.1%			

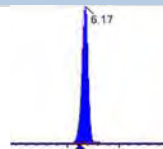
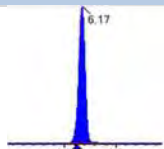
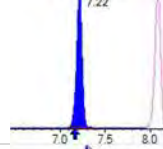
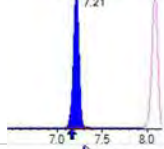
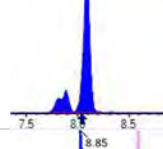
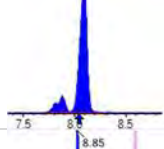
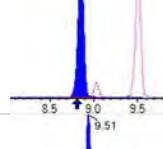
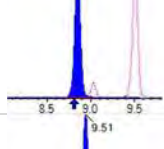
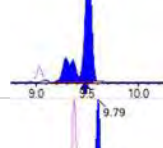
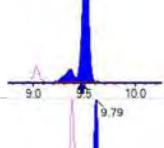
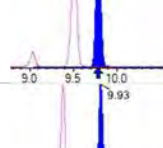
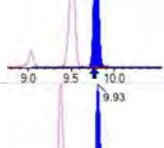
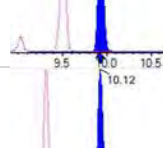
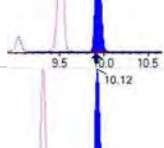
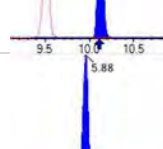
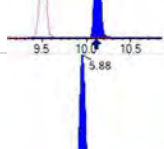
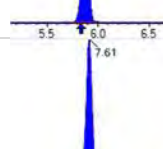
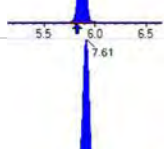
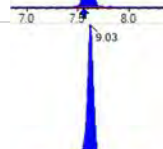
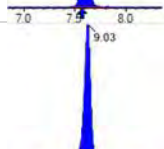

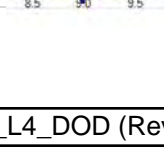
Analyte	(Q1 / Q3) Area Counts*min	R.T. (R.T [min], R.R.T.) (Δ RT-I[μ min], Δ RT-CV[μ min], Δ RT ion[s])	S / N	Ion Ratio IR Vs MP% IR Vs CV%	Concentration [True] ng/mL	Q.C. Rec. {Area%CV}	Primary Transition	Confirmation Transition	Flag
3:3FTCA	(241.0 / 177.0) 158571 (241.0 / 117.0) 264255	(4.49, 0.90) (N/A, 0.00, 0.0)	775.1 775.1	1.6665 0.1 100.7	41.8046 [40.0000]	104.5%			IR1,
5:3FTCA	(341.0 / 236.7) 1161224 (341.0 / 217.0) 1823387	(6.80, 1.10) (N/A, 0.00, 0.0)	698.6 785.3	1.5702 99.4 99.4	40.0047 [40.0000]	100.0%			
7:3FTCA	(441.0 / 317.0) 1352352 (441.0 / 337.0) 1111110	(8.62, 1.40) (N/A, 0.01, 0.1)	540.1 522.9	0.8216 101.0 101.0	41.2825 [40.0000]	103.2%			
PFEESA	(315.0 / 135.0) 2631622 (315.0 / 83.0) 755392	(6.62, 1.07) (N/A, 0.00, 0.0)	873.5 905.5	0.2870 101.6 101.6	17.9765 [17.8492]	100.7%			
PFMPA	(229.0 / 85.0) 484789	(4.21, 0.84) (N/A, 0.00, 0.0)	1336.6	N/A 0.0 0.0	20.3092 [20.0000]	101.5%			
PFMBA	(279.0 / 85.0) 1598827	(5.40, 1.08) (N/A, 0.00, 0.0)	952.1	N/A 0.0 0.0	20.5179 [20.0000]	102.6%			
NFDHA	(201.0 / 85.0) 64179 (295.0 / 201.0) 442492	(6.05, 0.98) (N/A, 0.01, 0.0)	562.5 668.7	6.8947 0.9 83.7	22.7396 [20.0000]	113.7%			IR1,
13C3_PFBA_IIS	(216.0 / 172.0) 89314	(3.70, N/A) (N/A, 0.00, N/A)	731.0	N/A	1.0216 [1.0000]	102.2% { 96.8% }			
13C2_PFHxA_IIS	(315.1 / 270.0) 145545	(6.16, N/A) (N/A, 0.00, N/A)	789.6	N/A	1.1062 [1.0000]	110.6% { 115.7% }			
13C4_PFOA_IIS	(417.0 / 372.0) 128009	(7.91, N/A) (N/A, 0.01, N/A)	534.2	N/A	1.0227 [1.0000]	102.3% { 100.6% }			
13C5_PFNA_IIS	(468.0 / 423.0) 104958	(8.65, N/A) (N/A, 0.01, N/A)	456.0	N/A	1.0515 [1.0000]	105.1% { 95.5% }			

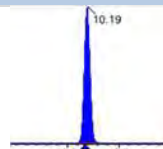
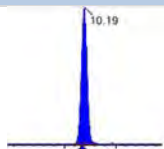
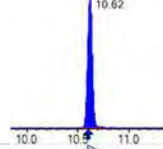
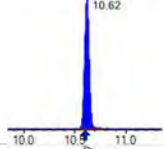
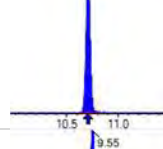
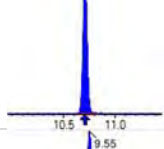
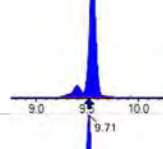
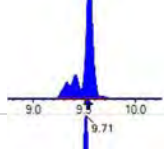
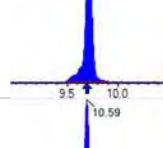
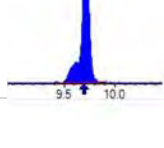
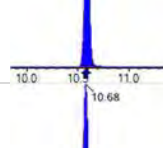
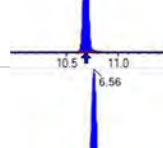
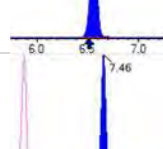
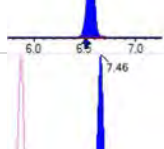
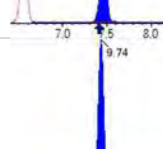
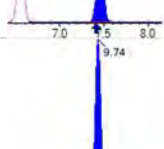
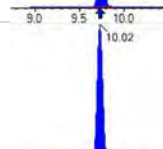
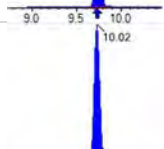

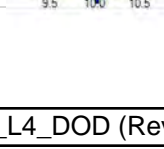
Analyte	(Q1 / Q3) Area Counts*min	R.T. (R.T [min], R.R.T.) (Δ RT-I[μ min], Δ RT-CV[μ min], Δ RT ion[s])	S / N	Ion Ratio IR Vs MP% IR Vs CV%	Concentration [True] ng/mL	Q.C. Rec. {Area%CV}	Primary Transition	Confirmation Transition	Flag
13C2_PFDA_IIS	(515.1 / 470.1) 108132	(9.33, N/A) (N/A, 0.01, N/A)	387.5	N/A	1.0427 [1.0000]	104.3% { 110.0% }			
18O2_PFHxS_IIS	(403.0 / 83.9) 255747	(8.04, N/A) (N/A, 0.01, N/A)	675.0	N/A	1.0810 [1.0000]	108.1% { 101.1% }			
13C4_PFOS_IIS	(502.8 / 79.9) 225377	(9.48, N/A) (N/A, 0.01, N/A)	555.8	N/A	1.1234 [1.0000]	112.3% { 102.1% }			
13C4_PFBA_EIS	(217.0 / 172.0) 712942	(3.70, N/A) (N/A, -0.01, N/A)	842.4	N/A	7.7101 [8.0000]	96.4% { 98.3% }			
13C5_PFPeA_EIS	(267.9 / 223.0) 390737	(5.01, N/A) (N/A, 0.00, N/A)	718.8	N/A	3.6465 [4.0000]	91.2% { 103.5% }			
13C5_PFHxA_EIS	(318.0 / 273.0) 314247	(6.16, N/A) (N/A, 0.00, N/A)	681.5	N/A	1.8341 [2.0000]	91.7% { 103.7% }			
13C4_PFHpA_EIS	(367.0 / 322.0) 269474	(7.09, N/A) (N/A, 0.00, N/A)	667.5	N/A	1.7802 [2.0000]	89.0% { 98.3% }			
13C8_PFOA_EIS	(421.0 / 376.0) 277696	(7.91, N/A) (N/A, 0.00, N/A)	581.5	N/A	1.9632 [2.0000]	98.2% { 109.6% }			
13C9_PFNA_EIS	(472.0 / 427.0) 110159	(8.65, N/A) (N/A, 0.00, N/A)	303.2	N/A	0.9609 [1.0000]	96.1% { 105.4% }			
13C6_PFDA_EIS	(519.0 / 474.0) 132503	(9.33, N/A) (N/A, 0.00, N/A)	411.2	N/A	0.9043 [1.0000]	90.4% { 92.9% }			
13C7_PFUnA_EIS	(570.0 / 525.0) 195488	(9.73, N/A) (N/A, 0.01, N/A)	470.2	N/A	0.9266 [1.0000]	92.7% { 104.5% }			

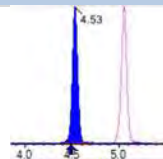
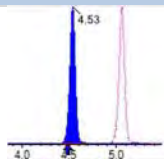
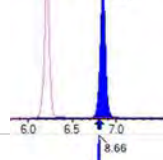
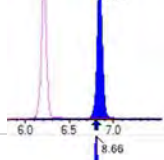
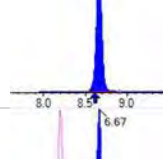
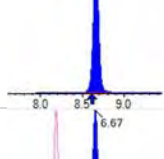
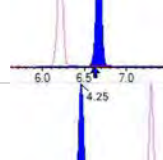
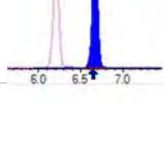
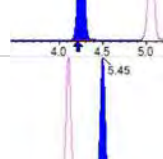
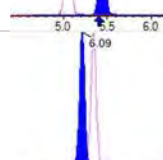
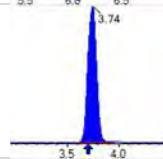

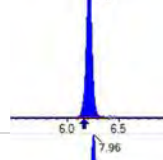
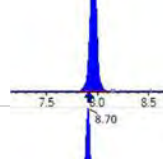
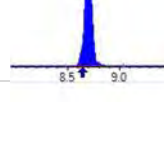
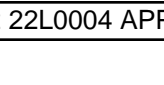
Analyte	(Q1 / Q3) Area Counts*min	R.T. (R.T [min], R.R.T.) (Δ RT-[min], Δ RT- CV[min], Δ RT ion[s])	S / N	Ion Ratio IR Vs MP% IR Vs CV%	Concentration [True] ng/mL	Q.C. Rec. {Area%CV}	Primary Transition	Confirmation Transition	Flag
13C2_PFDa_EIS	(615.0 / 570.0) 232409	(9.90, N/A) (N/A, 0.01, N/A)	875.5	N/A	0.9768 [1.0000]	97.7% { 107.8% }			
13C2_PFTeDA_EIS	(715.0 / 670.0) 171341	(10.13, N/A) (N/A, 0.00, N/A)	361.1	N/A	1.1849 [1.0000]	118.5% { 141.7% }			
13C3_PFBs_EIS	(302.0 / 80.0) 797888	(6.13, N/A) (N/A, 0.00, N/A)	707.4	N/A	1.9102 [2.0000]	95.5% { 105.1% }			
13C3_PFHxS_EIS	(402.0 / 80.0) 400481	(8.04, N/A) (N/A, 0.00, N/A)	704.9	N/A	1.8488 [2.0000]	92.4% { 103.9% }			
13C8_PFOS_EIS	(507.0 / 80.0) 651265	(9.48, N/A) (N/A, 0.01, N/A)	285.0	N/A	1.7591 [2.0000]	88.0% { 97.5% }			
13C2_4:2FTS_EIS	(329.0 / 81.0) 87909	(5.83, N/A) (N/A, 0.00, N/A)	707.6	N/A	3.7325 [4.0000]	93.3% { 99.7% }			
13C2_6:2FTS_EIS	(429.0 / 81.0) 115065	(7.57, N/A) (N/A, 0.00, N/A)	664.2	N/A	3.8122 [4.0000]	95.3% { 107.7% }			
13C2_8:2FTS_EIS	(529.0 / 81.0) 95371	(8.98, N/A) (N/A, 0.00, N/A)	399.9	N/A	3.5245 [4.0000]	88.1% { 101.0% }			
13C8_PFOsa_EIS	(506.0 / 78.0) 954124	(10.18, N/A) (N/A, 0.00, N/A)	826.3	N/A	1.7708 [2.0000]	88.5% { 98.1% }			
D3_NMeFOSA_EIS	(515.0 / 169.0) 250206	(10.61, N/A) (N/A, 0.00, N/A)	736.3	N/A	1.8640 [2.0000]	93.2% { 104.3% }			
D5_NEiFOSA_EIS	(531.1 / 169.0) 223481	(10.70, N/A) (N/A, 0.00, N/A)	1349.8	N/A	1.7830 [2.0000]	89.1% { 97.2% }			

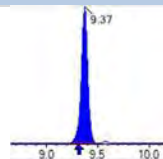
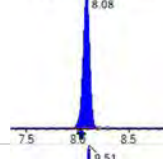
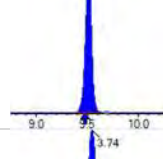
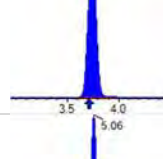
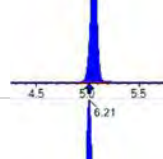
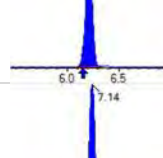
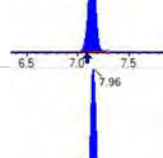
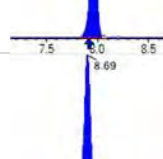
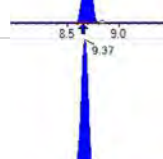
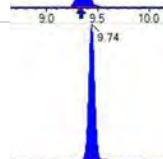

Analyte	(Q1 / Q3) Area Counts*min	R.T. (R.T [min], R.R.T.) (Δ RT-I[μ min], Δ RT- CV[μ min], Δ RT ion[s])	S / N	Ion Ratio IR Vs MP% IR Vs CV%	Concentration [True] ng/mL	Q.C. Rec. {Area%CV}	Primary Transition	Confirmation Transition	Flag
D3_MeFOSAA_EIS	(573.0 / 419.0) 301337	(9.52, N/A) (N/A, 0.00, N/A)	337.2	N/A	3.4698 [4.0000]	86.7% { 105.8% }			
D5_EtFOSAA_EIS	(589.0 / 419.0) 254738	(9.69, N/A) (N/A, 0.00, N/A)	388.0	N/A	3.5294 [4.0000]	88.2% { 99.4% }			
D7_NMeFOSE_EIS	(623.2 / 58.9) 469116	(10.58, N/A) (N/A, 0.00, N/A)	787.1	N/A	18.1687 [20.0000]	90.8% { 93.7% }			
D9_NEtFOSE_EIS	(639.2 / 58.9) 259487	(10.67, N/A) (N/A, 0.00, N/A)	1188.7	N/A	18.6628 [20.0000]	93.3% { 98.0% }			
13C3_HFPODA_EIS	(287.0 / 169.0) 765717	(6.51, N/A) (N/A, 0.00, N/A)	1009.4	N/A	7.3402 [8.0000]	91.8% { 103.0% }			

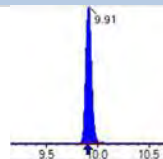
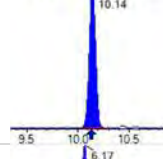
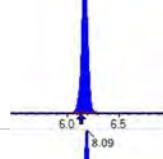
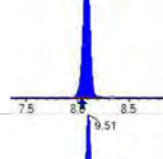
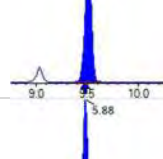
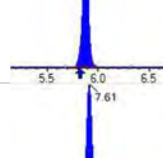
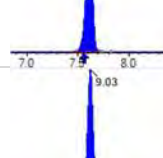
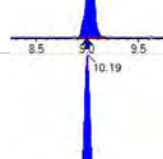
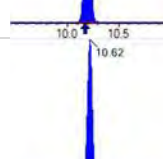
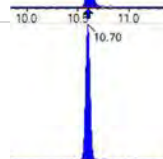

Analyte	(Q1 / Q3) Area Counts*min	R.T. (R.T [min], R.R.T.) (Δ RT-[min], Δ RT- CV[min], Δ RT ion[s])	S / N	Ion Ratio IR Vs MP% IR Vs CV%	Concentration [True] ng/mL	Q.C. Rec. {Area%CV}	Primary Transition	Confirmation Transition	Flag
PFBA	(212.9 / 169.0) 4511487	(3.74, 1.00) (0.00, N/A, 0.0)	62.1	N/A 0.0 0.0	79.1944 [80.0000]	99.0%			
PFPeA	(262.9 / 219.0) 3473618 (262.9 / 69.0) 38380	(5.06, 1.00) (0.00, N/A, 0.1)	961.4 533.5	0.0110 12945.6 108.1	42.6267 [40.0000]	106.6%			
PFHxA	(313.0 / 269.0) 2745514 (313.0 / 119.0) 266696	(6.21, 1.00) (0.00, N/A, -0.1)	945.8 555.3	0.0971 99.0 99.0	20.6603 [20.0000]	103.3%			
PFHpA	(363.0 / 319.0) 2377511 (363.0 / 169.0) 688725	(7.14, 1.00) (0.00, N/A, -0.1)	856.6 677.1	0.2897 92.7 92.7	19.4007 [20.0000]	97.0%			
PFOA	(413.0 / 369.0) 2750616 (413.0 / 169.0) 865497	(7.96, 1.00) (0.00, N/A, 0.0)	821.7 690.1	0.3147 93.4 93.4	20.3703 [20.0000]	101.9%			
PFNA	(463.0 / 419.0) 1798628 (463.0 / 169.0) 393871	(8.70, 1.00) (0.00, N/A, -0.1)	589.0 135.4	0.2190 109.1 109.1	19.1968 [20.0000]	96.0%			
PFDA	(513.0 / 469.0) 2454366 (513.0 / 169.0) 259918	(9.37, 1.00) (0.00, N/A, -0.4)	641.4 511.6	0.1059 133.1 133.1	20.7308 [20.0000]	103.7%			
PFUnA	(563.0 / 519.0) 2592927 (563.0 / 169.0) 280694	(9.74, 1.00) (0.00, N/A, 0.0)	517.7 427.5	0.1083 96.6 96.6	17.8070 [20.0000]	89.0%			
PFDoA	(613.0 / 569.0) 3556759 (613.0 / 169.0) 474664	(9.91, 1.00) (0.00, N/A, 0.1)	773.0 485.9	0.1335 106.3 106.3	18.3654 [20.0000]	91.8%			
PFTrDA	(663.0 / 619.0) 2628350 (663.0 / 169.0) 624857	(10.04, 1.01) (N/A, 0.01, 0.1)	942.9 413.5	0.2377 113.7 113.7	16.4453 [20.0000]	82.2%			
PFTeDA	(713.0 / 669.0) 2217979 (713.0 / 169.0) 497239	(10.14, 1.00) (0.00, N/A, 0.1)	686.2 714.8	0.2242 98.8 98.8	19.3782 [20.0000]	96.9%			

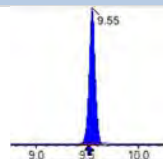
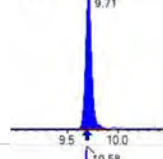
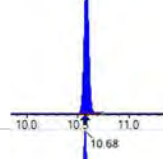
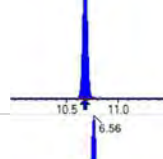
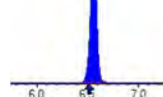
Analyte	(Q1 / Q3) Area Counts*min	R.T. (R.T [min], R.R.T.) (Δ RT-[min], Δ RT- CV[min], Δ RT ion[s])	S / N	Ion Ratio IR Vs MP% IR Vs CV%	Concentration [True] ng/mL	Q.C. Rec. {Area%CV}	Primary Transition	Confirmation Transition	Flag
PFBS	(298.9 / 80.0) 3712453 (298.9 / 99.0) 2315898	(6.17 , 1.00) (0.01 , N/A , 0.1)	761.3 823.3	0.6238 91.7 91.7	19.0434 [17.6947]	107.6%			
PFPeS	(349.0 / 80.0) 6610001 (349.0 / 99.0) 2412115	(7.22 , 0.89) (N/A , 0.05 , 0.1)	901.8 788.9	0.3649 97.7 97.7	18.8632 [18.7676]	100.5%			
PFHxS	(399.0 / 80.0) 5597788 (399.0 / 99.0) 1964254	(8.09 , 1.00) (0.00 , N/A , 0.0)	3562.0 3298.2	0.3509 102.4 102.4	18.8436 [18.2197]	103.4%			
PFHpS	(449.0 / 80.0) 5167348 (449.0 / 99.0) 1387584	(8.85 , 0.93) (N/A , 0.05 , 0.3)	573.3 663.2	0.2685 91.5 91.5	18.0603 [19.0281]	94.9%			
PFOS	(499.0 / 80.0) 6675271 (499.0 / 99.0) 1465732	(9.51 , 1.00) (0.00 , N/A , -0.1)	134.0 261.1	0.2196 96.1 96.1	18.8185 [18.5499]	101.4%			
PFNS	(549.0 / 80.0) 8147719 (549.0 / 99.0) 2096049	(9.79 , 1.03) (N/A , 0.01 , -0.1)	955.0 861.6	0.2573 103.1 103.1	19.9755 [19.1977]	104.1%			
PFDS	(599.0 / 80.0) 9469190 (599.0 / 99.0) 2380224	(9.93 , 1.04) (N/A , 0.02 , 0.2)	983.5 1441.6	0.2514 98.6 98.6	18.8138 [19.2621]	97.7%			
PFDoS	(698.9 / 80.0) 5085058 (698.9 / 99.0) 1057564	(10.12 , 1.06) (N/A , 0.01 , 0.0)	1146.1 1190.6	0.2080 101.2 101.2	19.3557 [19.3913]	99.8%			
4:2FTS	(327.0 / 307.0) 5239823 (327.0 / 81.0) 2989212	(5.88 , 1.00) (0.00 , N/A , 0.1)	941.0 890.3	0.5705 114.1 114.1	65.7114 [74.7622]	87.9%			
6:2FTS	(427.0 / 407.0) 3034232 (427.0 / 81.0) 2154514	(7.61 , 1.00) (0.00 , N/A , 0.0)	988.8 1091.1	0.7101 99.1 99.1	74.4095 [75.9234]	98.0%			
8:2FTS	(527.0 / 507.0) 2851246 (527.0 / 81.0) 1877965	(9.03 , 1.00) (0.00 , N/A , -0.1)	682.5 712.6	0.6586 93.6 93.6	67.2867 [76.6631]	87.8%			

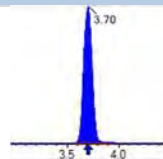
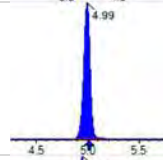
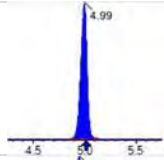
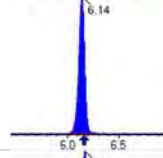
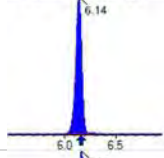
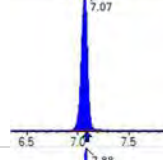
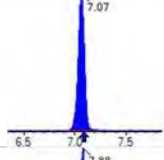
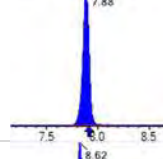
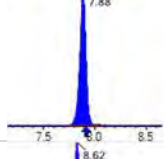
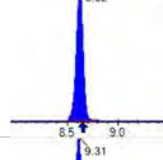
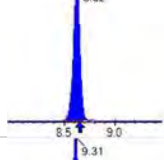
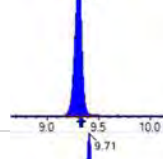
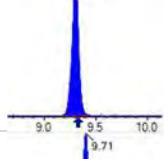
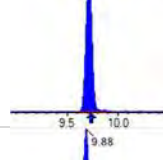
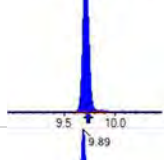
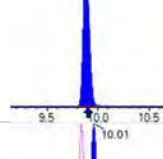
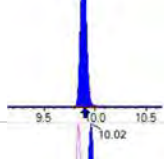
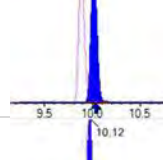
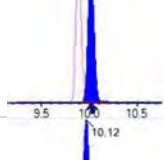
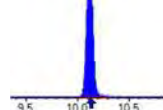
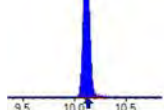
Analyte	(Q1 / Q3) Area Counts*min	R.T. (R.T [min], R.R.T.) (Δ RT-I[μ min], Δ RT-CV[μ min], Δ RT ion[s])	S / N	Ion Ratio IR Vs MP% IR Vs CV%	Concentration [True] ng/mL	Q.C. Rec. {Area%CV}	Primary Transition	Confirmation Transition	Flag
PFOSA	(498.0 / 78.0) 9311493 (498.0 / 478.0) 214634	(10.19 , 1.00) (0.00 , N/A , -0.1)	1354.1 935.8	0.0231 97.5 97.5	19.6481 [20.0000]	98.2%			
NMeFOSA	(511.9 / 219.0) 6996515 (511.9 / 169.0) 4904697	(10.62 , 1.00) (0.00 , N/A , 0.1)	1475.4 1354.5	0.7010 100.5 100.5	69.4520 [80.0000]	86.8%			
NEIFOSA	(526.0 / 219.0) 7868329 (526.0 / 169.0) 8190292	(10.71 , 1.00) (0.00 , N/A , 0.0)	1307.7 1217.9	1.0409 92.4 92.4	75.2924 [80.0000]	94.1%			
NMeFOSAA	(570.0 / 419.0) 1214931 (570.0 / 483.0) 566427	(9.55 , 1.00) (0.00 , N/A , 0.1)	456.9 614.4	0.4662 99.3 99.3	19.2144 [20.0000]	96.1%			
NEIFOSAA	(584.0 / 419.0) 1150074 (584.0 / 526.0) 682283	(9.71 , 1.00) (0.00 , N/A , 0.0)	1014.7 8278.9	0.5933 77.0 77.0	24.0630 [20.0000]	120.3%			
NMeFOSE	(616.1 / 59.0) 2326736	(10.59 , 1.00) (0.01 , N/A , 0.0)	871.5	N/A 0.0 0.0	84.3517 [80.0000]	105.4%			
NEIFOSE	(630.0 / 59.0) 621358	(10.68 , 1.00) (0.01 , N/A , 0.0)	1110.1	N/A 0.0 0.0	79.5354 [80.0000]	99.4%			
HFPO-DA	(285.0 / 169.0) 2424724 (285.0 / 185.0) 6755443	(6.56 , 1.00) (0.00 , N/A , 0.0)	868.1 1056.8	2.7861 109.2 109.2	42.2552 [40.0000]	105.6%			
ADONA	(377.0 / 85.0) 8852350 (377.0 / 251.0) 1018733	(7.46 , 1.14) (N/A , 0.05 , 0.0)	1160.3 747.1	0.1151 91.8 91.8	37.2133 [37.7080]	98.7%			
9CI-PI3ONS	(531.0 / 351.0) 23009665 (533.0 / 353.0) 7280282	(9.74 , 1.49) (N/A , 0.02 , 0.0)	717.7 586.6	0.3164 99.9 99.9	34.1089 [37.3302]	91.4%			
11CI-PF3OUDS	(631.0 / 451.0) 17065113 (633.0 / 453.0) 5067254	(10.02 , 1.53) (N/A , 0.01 , 0.0)	1003.4 701.7	0.2969 101.5 101.5	38.3902 [37.7283]	101.8%			

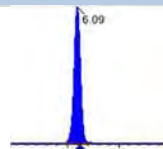
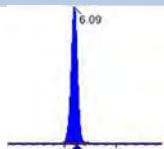
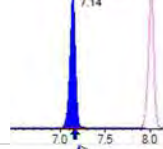
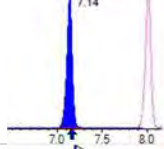
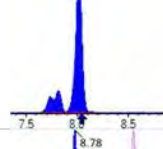
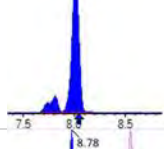
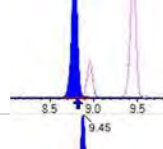
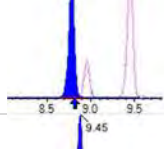
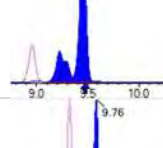
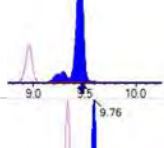
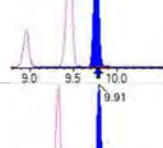
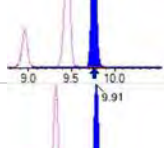
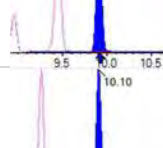
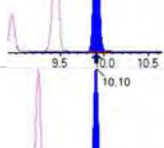
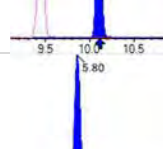
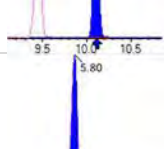
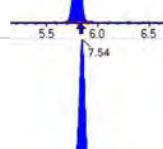
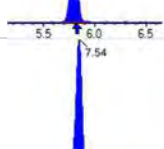
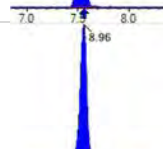
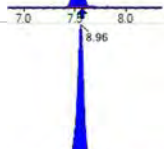

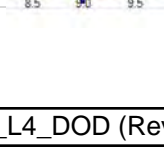
Analyte	(Q1 / Q3) Area Counts*min	R.T. (R.T [min], R.R.T.) (Δ RT-I[μ min], Δ RT-CV[μ min], Δ RT ion[s])	S / N	Ion Ratio IR Vs MP% IR Vs CV%	Concentration [True] ng/mL	Q.C. Rec. {Area%CV}	Primary Transition	Confirmation Transition	Flag
3:3FTCA	(241.0 / 177.0) 300869 (241.0 / 117.0) 497887	(4.53, 0.90) (N/A, 0.04, -0.1)	820.2 887.5	1.6548 0.1 100.0	86.0833 [80.0000]	107.6%			IR1,
5:3FTCA	(341.0 / 236.7) 2259608 (341.0 / 217.0) 3850070	(6.85, 1.10) (N/A, 0.05, 0.2)	677.7 832.0	1.7039 107.8 107.8	83.5049 [80.0000]	104.4%			
7:3FTCA	(441.0 / 317.0) 2688883 (441.0 / 337.0) 2147482	(8.66, 1.40) (N/A, 0.05, 0.0)	674.0 607.6	0.7987 98.2 98.2	88.0507 [80.0000]	110.1%			
PFEESA	(315.0 / 135.0) 5046110 (315.0 / 83.0) 1418283	(6.67, 1.07) (N/A, 0.05, 0.1)	755.3 1102.8	0.2811 99.4 99.4	36.9763 [35.6984]	103.6%			
PFMPA	(229.0 / 85.0) 899149	(4.25, 0.84) (N/A, 0.04, 0.0)	1065.7	N/A 0.0 0.0	40.8802 [40.0000]	102.2%			
PFMBA	(279.0 / 85.0) 3081463	(5.45, 1.08) (N/A, 0.05, 0.0)	1003.1	N/A 0.0 0.0	42.9170 [40.0000]	107.3%			
NFDHA	(201.0 / 85.0) 109882 (295.0 / 201.0) 811415	(6.09, 0.98) (N/A, 0.05, 0.0)	696.0 497.4	7.3844 0.9 89.6	41.8613 [40.0000]	104.7%			IR1,
13C3_PFBA_IIS	(216.0 / 172.0) 85842	(3.74, N/A) (N/A, 0.03, N/A)	660.4	N/A	0.9818 [1.0000]	98.2% { 93.0% }			
13C2_PFHxA_IIS	(315.1 / 270.0) 142839	(6.21, N/A) (N/A, 0.05, N/A)	569.6	N/A	1.0856 [1.0000]	108.6% { 113.5% }			
13C4_PFOA_IIS	(417.0 / 372.0) 136659	(7.96, N/A) (N/A, 0.05, N/A)	579.1	N/A	1.0918 [1.0000]	109.2% { 107.4% }			
13C5_PFNA_IIS	(468.0 / 423.0) 86144	(8.70, N/A) (N/A, 0.06, N/A)	408.5	N/A	0.8630 [1.0000]	86.3% { 78.4% }			

Analyte	(Q1 / Q3) Area Counts*min	R.T. (R.T [min], R.R.T.) (Δ RT-I[min], Δ RT- CV[min], Δ RT ion[s])	S / N	Ion Ratio IR Vs MP% IR Vs CV%	Concentration [True] ng/mL	Q.C. Rec. {Area%CV}	Primary Transition	Confirmation Transition	Flag
13C2_PFDA_IIS	(515.1 / 470.1) 114170	(9.37, N/A) (N/A, 0.04, N/A)	546.9	N/A	1.1009 [1.0000]	110.1% { 116.2% }			
18O2_PFHxS_IIS	(403.0 / 83.9) 238204	(8.08, N/A) (N/A, 0.05, N/A)	656.5	N/A	1.0069 [1.0000]	100.7% { 94.2% }			
13C4_PFOS_IIS	(502.8 / 79.9) 213057	(9.51, N/A) (N/A, 0.04, N/A)	490.2	N/A	1.0620 [1.0000]	106.2% { 96.5% }			
13C4_PFBA_EIS	(217.0 / 172.0) 686177	(3.74, N/A) (N/A, 0.03, N/A)	769.9	N/A	7.7208 [8.0000]	96.5% { 94.7% }			
13C5_PFPeA_EIS	(267.9 / 223.0) 360033	(5.06, N/A) (N/A, 0.05, N/A)	743.8	N/A	3.4237 [4.0000]	85.6% { 95.4% }			
13C5_PFHxA_EIS	(318.0 / 273.0) 292946	(6.21, N/A) (N/A, 0.05, N/A)	582.8	N/A	1.7422 [2.0000]	87.1% { 96.7% }			
13C4_PFHpA_EIS	(367.0 / 322.0) 271429	(7.14, N/A) (N/A, 0.04, N/A)	634.6	N/A	1.8271 [2.0000]	91.4% { 99.0% }			
13C8_PFOA_EIS	(421.0 / 376.0) 284935	(7.96, N/A) (N/A, 0.05, N/A)	803.7	N/A	1.8869 [2.0000]	94.3% { 112.5% }			
13C9_PFNA_EIS	(472.0 / 427.0) 110881	(8.69, N/A) (N/A, 0.04, N/A)	482.2	N/A	1.1784 [1.0000]	117.8% { 106.1% }			
13C6_PFDA_EIS	(519.0 / 474.0) 128415	(9.37, N/A) (N/A, 0.04, N/A)	372.9	N/A	0.8301 [1.0000]	83.0% { 90.0% }			
13C7_PFUnA_EIS	(570.0 / 525.0) 195380	(9.74, N/A) (N/A, 0.02, N/A)	331.4	N/A	0.8771 [1.0000]	87.7% { 104.4% }			

Analyte	(Q1 / Q3) Area Counts*min	R.T. (R.T [min], R.R.T.) (Δ RT-[min], Δ RT- CV[min], Δ RT ion[s])	S / N	Ion Ratio IR Vs MP% IR Vs CV%	Concentration [True] ng/mL	Q.C. Rec. {Area%CV}	Primary Transition	Confirmation Transition	Flag
13C2_PFDa_EIS	(615.0 / 570.0) 241774	(9.91, N/A) (N/A, 0.01, N/A)	393.1	N/A	0.9624 [1.0000]	96.2% { 112.1% }			
13C2_PFTeDA_EIS	(715.0 / 670.0) 119594	(10.14, N/A) (N/A, 0.01, N/A)	319.8	N/A	0.7833 [1.0000]	78.3% { 98.9% }			
13C3_PFBs_EIS	(302.0 / 80.0) 713776	(6.17, N/A) (N/A, 0.04, N/A)	566.1	N/A	1.8347 [2.0000]	91.7% { 94.0% }			
13C3_PFHxS_EIS	(402.0 / 80.0) 373582	(8.09, N/A) (N/A, 0.05, N/A)	770.6	N/A	1.8517 [2.0000]	92.6% { 97.0% }			
13C8_PFOS_EIS	(507.0 / 80.0) 645470	(9.51, N/A) (N/A, 0.04, N/A)	222.7	N/A	1.8443 [2.0000]	92.2% { 96.6% }			
13C2_4:2FTS_EIS	(329.0 / 81.0) 100014	(5.88, N/A) (N/A, 0.05, N/A)	686.2	N/A	4.5592 [4.0000]	114.0% { 113.4% }			
13C2_6:2FTS_EIS	(429.0 / 81.0) 105640	(7.61, N/A) (N/A, 0.05, N/A)	527.4	N/A	3.7577 [4.0000]	93.9% { 98.9% }			
13C2_8:2FTS_EIS	(529.0 / 81.0) 115639	(9.03, N/A) (N/A, 0.04, N/A)	381.0	N/A	4.5883 [4.0000]	114.7% { 122.4% }			
13C8_PFOsa_EIS	(506.0 / 78.0) 952275	(10.19, N/A) (N/A, 0.01, N/A)	1335.0	N/A	1.8696 [2.0000]	93.5% { 97.9% }			
D3_NMeFOSA_EIS	(515.0 / 169.0) 252527	(10.62, N/A) (N/A, 0.01, N/A)	744.5	N/A	1.9901 [2.0000]	99.5% { 105.2% }			
D5_NEiFOSA_EIS	(531.1 / 169.0) 229198	(10.70, N/A) (N/A, 0.01, N/A)	1031.7	N/A	1.9343 [2.0000]	96.7% { 99.6% }			

Analyte	(Q1 / Q3) Area Counts*min	R.T. (R.T [min], R.R.T.) (Δ RT-I[μ min], Δ RT-CV[μ min], Δ RT ion[s])	S / N	Ion Ratio IR Vs MP% IR Vs CV%	Concentration [True] ng/mL	Q.C. Rec. {Area%CV}	Primary Transition	Confirmation Transition	Flag
D3_MeFOSAA_EIS	(573.0 / 419.0) 348983	(9.55, N/A) (N/A, 0.03, N/A)	395.8	N/A	4.2508 [4.0000]	106.3% { 122.5% }			
D5_EtFOSAA_EIS	(589.0 / 419.0) 212081	(9.71, N/A) (N/A, 0.02, N/A)	476.6	N/A	3.1083 [4.0000]	77.7% { 82.8% }			
D7_NMeFOSE_EIS	(623.2 / 58.9) 433249	(10.58, N/A) (N/A, 0.01, N/A)	841.6	N/A	17.7499 [20.0000]	88.7% { 86.5% }			
D9_NEtFOSE_EIS	(639.2 / 58.9) 244765	(10.68, N/A) (N/A, 0.01, N/A)	1487.2	N/A	18.6220 [20.0000]	93.1% { 92.4% }			
13C3_HFPODA_EIS	(287.0 / 169.0) 751293	(6.56, N/A) (N/A, 0.05, N/A)	924.5	N/A	7.3384 [8.0000]	91.7% { 101.0% }			

Analyte	(Q1 / Q3) Area Counts*min	R.T. (R.T [min], R.R.T.) (Δ RT-[min], Δ RT- CV[min], Δ RT ion[s])	S / N	Ion Ratio IR Vs MP% IR Vs CV%	Concentration [True] ng/mL	Q.C. Rec. {Area%CV}	Primary Transition	Confirmation Transition	Flag
PFBA	(212.9 / 169.0) 9609446	(3.70, 1.00) (0.00, N/A, 0.0)	54.0	N/A 0.0 0.0	202.5833 [200.0000]	101.3%			
PFPeA	(262.9 / 219.0) 7078628 (262.9 / 69.0) 83513	(4.99, 1.00) (0.00, N/A, -0.1)	861.1 905.9	0.0118 13823.1 115.5	93.0005 [100.0000]	93.0%			
PFHxA	(313.0 / 269.0) 6339830 (313.0 / 119.0) 545663	(6.14, 1.00) (0.00, N/A, 0.0)	962.8 574.8	0.0861 87.7 87.7	47.9477 [50.0000]	95.9%			
PFHpA	(363.0 / 319.0) 5659079 (363.0 / 169.0) 1604956	(7.07, 1.00) (0.00, N/A, 0.1)	760.2 856.3	0.2836 90.7 90.7	50.6362 [50.0000]	101.3%			
PFOA	(413.0 / 369.0) 6099444 (413.0 / 169.0) 1877338	(7.88, 1.00) (0.00, N/A, 0.0)	960.6 809.9	0.3078 91.4 91.4	51.2627 [50.0000]	102.5%			
PFNA	(463.0 / 419.0) 3970833 (463.0 / 169.0) 865576	(8.62, 1.00) (0.00, N/A, 0.0)	685.6 107.1	0.2180 108.6 108.6	51.3559 [50.0000]	102.7%			
PFDA	(513.0 / 469.0) 5597687 (513.0 / 169.0) 551426	(9.31, 1.00) (0.00, N/A, -0.1)	599.7 515.5	0.0985 123.8 123.8	48.3365 [50.0000]	96.7%			
PFUnA	(563.0 / 519.0) 5814203 (563.0 / 169.0) 561805	(9.71, 1.00) (0.00, N/A, 0.1)	688.3 452.2	0.0966 86.3 86.3	46.2875 [50.0000]	92.6%			
PFDoA	(613.0 / 569.0) 8365635 (613.0 / 169.0) 1078202	(9.88, 1.00) (0.00, N/A, -0.1)	929.1 785.3	0.1289 102.6 102.6	49.1347 [50.0000]	98.3%			
PFTTrDA	(663.0 / 619.0) 6480793 (663.0 / 169.0) 1252181	(10.01, 1.01) (N/A, -0.01, -0.1)	802.7 971.6	0.1932 92.4 92.4	46.1243 [50.0000]	92.2%			
PFTeDA	(713.0 / 669.0) 5397130 (713.0 / 169.0) 1072435	(10.12, 1.00) (0.01, N/A, 0.2)	1039.2 724.7	0.1987 87.5 87.5	49.9710 [50.0000]	99.9%			

Analyte	(Q1 / Q3) Area Counts*min	R.T. (R.T [min], R.R.T.) (Δ RT-[min], Δ RT- CV[min], Δ RT ion[s])	S / N	Ion Ratio IR Vs MP% IR Vs CV%	Concentration [True] ng/mL	Q.C. Rec. {Area%CV}	Primary Transition	Confirmation Transition	Flag
PFBS	(298.9 / 80.0) 7713819 (298.9 / 99.0) 5488643	(6.09, 1.00) (0.00, N/A, 0.0)	829.2 892.2	0.7115 104.6 104.6	41.7930 [44.2367]	94.5%			
PFPeS	(349.0 / 80.0) 16215765 (349.0 / 99.0) 5859987	(7.14, 0.89) (N/A, -0.02, 0.1)	949.3 761.9	0.3614 96.8 96.8	45.2308 [46.9191]	96.4%			
PFHxS	(399.0 / 80.0) 13373568 (399.0 / 99.0) 4392758	(8.01, 1.00) (0.00, N/A, 0.2)	3340.4 4400.7	0.3285 95.8 95.8	44.0026 [45.5491]	96.6%			
PFHpS	(449.0 / 80.0) 12162174 (449.0 / 99.0) 3390972	(8.78, 0.93) (N/A, -0.03, -0.1)	752.4 699.6	0.2788 95.0 95.0	45.1460 [47.5703]	94.9%			
PFOS	(499.0 / 80.0) 13960172 (499.0 / 99.0) 3328999	(9.45, 1.00) (0.00, N/A, 0.0)	116.8 242.7	0.2385 104.3 104.3	41.7982 [46.3746]	90.1%			
PFNS	(549.0 / 80.0) 16618068 (549.0 / 99.0) 4229781	(9.76, 1.03) (N/A, -0.01, 0.0)	871.4 578.9	0.2545 102.0 102.0	43.2705 [47.9943]	90.2%			
PFDS	(599.0 / 80.0) 21537462 (599.0 / 99.0) 4943361	(9.91, 1.05) (N/A, -0.01, 0.1)	1005.7 891.9	0.2295 90.0 90.0	45.4473 [48.1553]	94.4%			
PFDoS	(698.9 / 80.0) 11052439 (698.9 / 99.0) 2632006	(10.10, 1.07) (N/A, -0.01, -0.1)	944.1 1062.8	0.2381 115.9 115.9	44.6808 [48.4781]	92.2%			
4:2FTS	(327.0 / 307.0) 11918066 (327.0 / 81.0) 7340607	(5.80, 1.00) (0.00, N/A, -0.1)	1034.9 952.6	0.6159 123.2 123.2	172.5992 [186.9055]	92.3%			
6:2FTS	(427.0 / 407.0) 7406066 (427.0 / 81.0) 5335631	(7.54, 1.00) (0.00, N/A, 0.1)	912.1 989.7	0.7204 100.6 100.6	169.9758 [189.8085]	89.6%			
8:2FTS	(527.0 / 507.0) 6556412 (527.0 / 81.0) 4053724	(8.96, 1.00) (0.00, N/A, -0.1)	665.0 641.3	0.6183 87.9 87.9	155.6544 [191.6577]	81.2%			

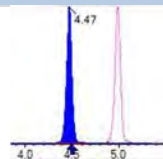
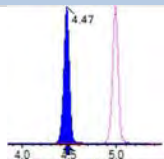
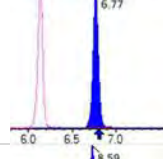
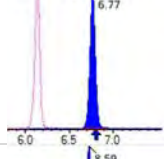
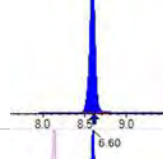
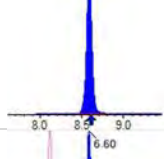
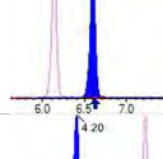
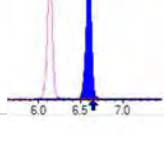
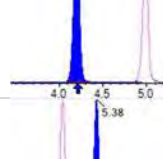
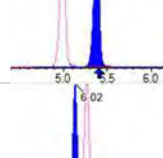
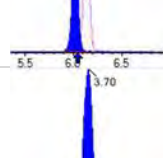
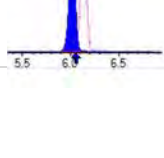
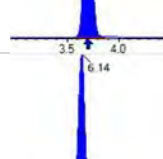
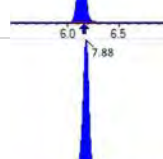
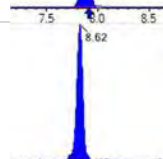



Chemist: DAG
 Instrument: Saphira
 Type: Sciex Q3 5500

Sample I.D.: SB03856-CAL8
 DF, IV: 1, 10.0µL
 Acquisition Method: 1633 2022-12-13.dam

Quant Method: 1633 - 2022-12-15A
 Path: S2022-12-15A (8)
 Acquired: 2022/12/15 - 14:02

Analyte	(Q1 / Q3) Area Counts*min	R.T. (R.T [min], R.R.T.) (ΔRT-I[min], ΔRT-CV[min], ΔRT ion[s])	S / N	Ion Ratio IR Vs MP% IR Vs CV%	Concentration [True] ng/mL	Q.C. Rec. {Area%CV}	Primary Transition	Confirmation Transition	Flag
PFOSA	(498.0 / 78.0) 18391253 (498.0 / 478.0) 395988	(10.17 , 1.00) (0.00 , N/A , 0.1)	929.9 709.9	0.0215 91.1 91.1	52.7335 [50.0000]	105.5%			
NMeFOSA	(511.9 / 219.0) 14999502 (511.9 / 169.0) 10323613	(10.60 , 1.00) (0.00 , N/A , 0.1)	1120.8 966.5	0.6883 98.7 98.7	155.9464 [200.0000]	78.0%			
NEIFOSA	(526.0 / 219.0) 16323004 (526.0 / 169.0) 17127846	(10.69 , 1.00) (0.00 , N/A , 0.1)	1579.4 1507.7	1.0493 93.2 93.2	187.1992 [200.0000]	93.6%			
NMeFOSAA	(570.0 / 419.0) 2720368 (570.0 / 483.0) 1388089	(9.50 , 1.00) (0.01 , N/A , 0.3)	576.8 663.2	0.5103 108.6 108.6	51.8028 [50.0000]	103.6%			
NEIFOSAA	(584.0 / 419.0) 2311771 (584.0 / 526.0) 1466573	(9.68 , 1.00) (0.01 , N/A , 0.0)	926.7 1382.2	0.6344 82.4 82.4	45.5331 [50.0000]	91.1%			
NMeFOSE	(616.1 / 59.0) 5027635	(10.57 , 1.00) (0.01 , N/A , 0.0)	1239.4	N/A 0.0 0.0	212.8227 [200.0000]	106.4%			
NEIFOSE	(630.0 / 59.0) 1193472	(10.67 , 1.00) (0.01 , N/A , 0.0)	1261.2	N/A 0.0 0.0	184.9681 [200.0000]	92.5%			
HFPO-DA	(285.0 / 169.0) 5216858 (285.0 / 185.0) 14918772	(6.48 , 1.00) (0.00 , N/A , 0.2)	880.6 1000.9	2.8597 112.1 112.1	95.1339 [100.0000]	95.1%			
ADONA	(377.0 / 85.0) 18563535 (377.0 / 251.0) 2591926	(7.39 , 1.14) (N/A , -0.03 , 0.0)	820.1 828.2	0.1396 111.3 111.3	81.6598 [94.2700]	86.6%			
9CI-Pf3ONS	(531.0 / 351.0) 45682625 (533.0 / 353.0) 14729723	(9.71 , 1.50) (N/A , -0.01 , 0.1)	609.1 656.4	0.3224 101.8 101.8	70.8626 [93.3254]	75.9%			
11CI-PF3OUDS	(631.0 / 451.0) 35077720 (633.0 / 453.0) 11700919	(10.00 , 1.54) (N/A , -0.01 , 0.0)	993.9 1153.0	0.3336 114.0 114.0	82.5755 [94.3208]	87.5%			

Analyte	(Q1 / Q3) Area Counts*min	R.T. (R.T [min], R.R.T.) (Δ RT-I[μ min], Δ RT- CV[μ min], Δ RT ion[s])	S / N	Ion Ratio IR Vs MP% IR Vs CV%	Concentration [True] ng/mL	Q.C. Rec. {Area%CV}	Primary Transition	Confirmation Transition	Flag
3:3FTCA	(241.0 / 177.0) 716110 (241.0 / 117.0) 1183247	(4.47, 0.90) (N/A, -0.02, 0.0)	789.5 804.8	1.6523 0.1 99.8	219.3603 [200.0000]	109.7%			IR1,
5:3FTCA	(341.0 / 236.7) 5151839 (341.0 / 217.0) 9108691	(6.77, 1.10) (N/A, -0.03, 0.0)	837.9 884.4	1.7680 111.9 111.9	191.3456 [200.0000]	95.7%			
7:3FTCA	(441.0 / 317.0) 5929127 (441.0 / 337.0) 5039168	(8.59, 1.40) (N/A, -0.03, 0.2)	543.1 529.6	0.8499 104.5 104.5	195.1321 [200.0000]	97.6%			
PFEESA	(315.0 / 135.0) 10692268 (315.0 / 83.0) 3247766	(6.60, 1.08) (N/A, -0.03, 0.1)	849.9 1046.7	0.3037 107.5 107.5	78.7433 [89.2459]	88.2%			
PFMPA	(229.0 / 85.0) 1933344	(4.20, 0.84) (N/A, -0.01, 0.0)	1193.5	N/A 0.0 0.0	94.1081 [100.0000]	94.1%			
PFMBA	(279.0 / 85.0) 6195918	(5.38, 1.08) (N/A, -0.02, 0.0)	1029.1	N/A 0.0 0.0	92.3879 [100.0000]	92.4%			
NFDHA	(201.0 / 85.0) 250772 (295.0 / 201.0) 1708275	(6.02, 0.98) (N/A, -0.02, -0.2)	811.6 698.3	6.8121 0.9 82.7	96.1658 [100.0000]	96.2%			IR1,
13C3_PFBA_IIS	(216.0 / 172.0) 71800	(3.70, N/A) (N/A, -0.01, N/A)	711.9	N/A	0.8212 [1.0000]	82.1% {77.8%}			
13C2_PFHxA_IIS	(315.1 / 270.0) 126599	(6.14, N/A) (N/A, -0.03, N/A)	559.1	N/A	0.9622 [1.0000]	96.2% {100.6%}			
13C4_PFOA_IIS	(417.0 / 372.0) 115787	(7.88, N/A) (N/A, -0.02, N/A)	604.1	N/A	0.9250 [1.0000]	92.5% {91.0%}			
13C5_PFNxA_IIS	(468.0 / 423.0) 97367	(8.62, N/A) (N/A, -0.02, N/A)	343.3	N/A	0.9754 [1.0000]	97.5% {88.6%}			

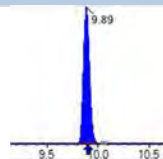
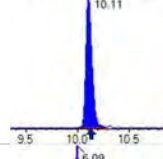
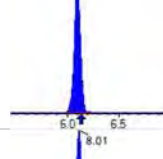
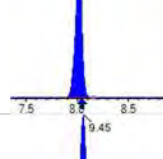
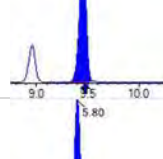
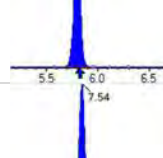
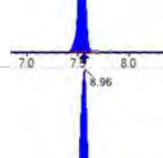
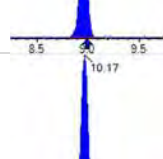
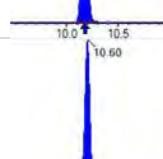
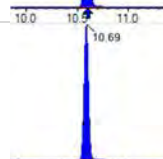



Chemist: DAG
 Instrument: Saphira
 Type: Sciex Q3 5500

Sample I.D.: SB03856-CAL8
 DF, IV: 1, 10.0µL
 Acquisition Method: 1633 2022-12-13.dam

Quant Method: 1633 - 2022-12-15A
 Path: S2022-12-15A (8)
 Acquired: 2022/12/15 - 14:02

Analyte	(Q1 / Q3) Area Counts*min	R.T. (R.T [min], R.R.T.) (ΔRT-I[min], ΔRT-CV[min], ΔRT ion[s])	S / N	Ion Ratio IR Vs MP% IR Vs CV%	Concentration [True] ng/mL	Q.C. Rec. {Area%CV}	Primary Transition	Confirmation Transition	Flag
13C2_PFDA_IIS	(515.1 / 470.1) 105855	(9.31, N/A) (N/A, -0.02, N/A)	333.2	N/A	1.0208 [1.0000]	102.1% { 107.7% }			
18O2_PFHxS_IIS	(403.0 / 83.9) 212729	(8.02, N/A) (N/A, -0.02, N/A)	563.9	N/A	0.8992 [1.0000]	89.9% { 84.1% }			
13C4_PFOS_IIS	(502.8 / 79.9) 160027	(9.45, N/A) (N/A, -0.02, N/A)	279.8	N/A	0.7977 [1.0000]	79.8% { 72.5% }			
13C4_PFBA_EIS	(217.0 / 172.0) 571354	(3.70, N/A) (N/A, -0.01, N/A)	648.6	N/A	7.6861 [8.0000]	96.1% { 78.8% }			
13C5_PFPeA_EIS	(267.9 / 223.0) 336284	(4.99, N/A) (N/A, -0.02, N/A)	943.0	N/A	3.6080 [4.0000]	90.2% { 89.1% }			
13C5_PFHxA_EIS	(318.0 / 273.0) 291481	(6.14, N/A) (N/A, -0.02, N/A)	620.0	N/A	1.9558 [2.0000]	97.8% { 96.2% }			
13C4_PFHpA_EIS	(367.0 / 322.0) 247534	(7.07, N/A) (N/A, -0.03, N/A)	596.9	N/A	1.8800 [2.0000]	94.0% { 90.3% }			
13C8_PFOA_EIS	(421.0 / 376.0) 251075	(7.88, N/A) (N/A, -0.03, N/A)	618.2	N/A	1.9624 [2.0000]	98.1% { 99.1% }			
13C9_PFNA_EIS	(472.0 / 427.0) 91503	(8.62, N/A) (N/A, -0.03, N/A)	366.9	N/A	0.8603 [1.0000]	86.0% { 87.5% }			
13C6_PFDA_EIS	(519.0 / 474.0) 125611	(9.31, N/A) (N/A, -0.02, N/A)	522.8	N/A	0.8757 [1.0000]	87.6% { 88.1% }			
13C7_PFUnA_EIS	(570.0 / 525.0) 168542	(9.71, N/A) (N/A, -0.01, N/A)	261.9	N/A	0.8161 [1.0000]	81.6% { 90.1% }			

Analyte	(Q1 / Q3) Area Counts*min	R.T. (R.T [min], R.R.T.) (Δ RT-I[μ min], Δ RT- CV[μ min], Δ RT ion[s])	S / N	Ion Ratio IR Vs MP% IR Vs CV%	Concentration [True] ng/mL	Q.C. Rec. {Area%CV}	Primary Transition	Confirmation Transition	Flag
13C2_PFDa_EIS	(615.0 / 570.0) 212553	(9.89, N/A) (N/A, -0.01, N/A)	358.6	N/A	0.9126 [1.0000]	91.3% { 98.5% }			
13C2_PFTeDA_EIS	(715.0 / 670.0) 112852	(10.11, N/A) (N/A, -0.02, N/A)	282.6	N/A	0.7972 [1.0000]	79.7% { 93.3% }			
13C3_PFBs_EIS	(302.0 / 80.0) 675788	(6.09, N/A) (N/A, -0.03, N/A)	896.0	N/A	1.9451 [2.0000]	97.3% { 89.0% }			
13C3_PFHxS_EIS	(402.0 / 80.0) 382210	(8.01, N/A) (N/A, -0.02, N/A)	823.7	N/A	2.1213 [2.0000]	106.1% { 99.2% }			
13C8_PFOS_EIS	(507.0 / 80.0) 607753	(9.45, N/A) (N/A, -0.02, N/A)	123.5	N/A	2.3119 [2.0000]	115.6% { 91.0% }			
13C2_4:2FTS_EIS	(329.0 / 81.0) 86607	(5.80, N/A) (N/A, -0.03, N/A)	475.2	N/A	4.4208 [4.0000]	110.5% { 98.2% }			
13C2_6:2FTS_EIS	(429.0 / 81.0) 112877	(7.54, N/A) (N/A, -0.03, N/A)	577.9	N/A	4.4960 [4.0000]	112.4% { 105.7% }			
13C2_8:2FTS_EIS	(529.0 / 81.0) 114949	(8.96, N/A) (N/A, -0.03, N/A)	487.0	N/A	5.1071 [4.0000]	127.7% { 121.7% }			
13C8_PFOA_EIS	(506.0 / 78.0) 700791	(10.17, N/A) (N/A, -0.01, N/A)	649.2	N/A	1.8318 [2.0000]	91.6% { 72.0% }			
D3_NMeFOA_EIS	(515.0 / 169.0) 241108	(10.60, N/A) (N/A, -0.01, N/A)	940.4	N/A	2.5298 [2.0000]	126.5% { 100.5% }			
D5_NEiFOA_EIS	(531.1 / 169.0) 191239	(10.69, N/A) (N/A, -0.01, N/A)	577.8	N/A	2.1488 [2.0000]	107.4% { 83.1% }			

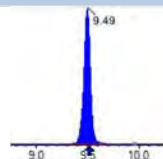
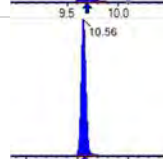
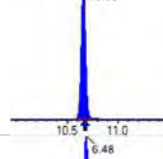
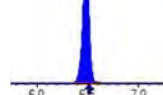

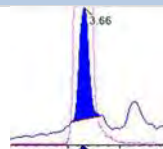
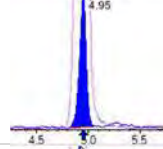
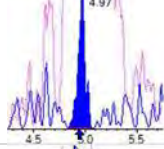
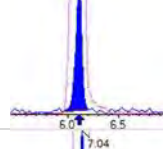
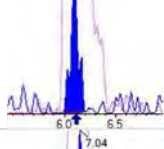
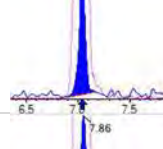
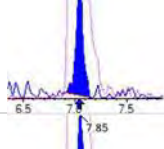
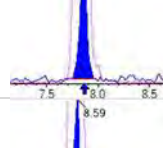
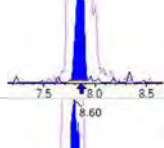
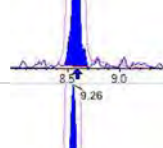
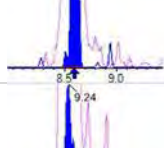
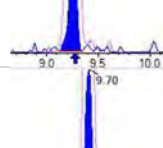
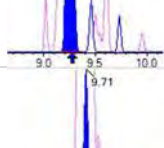
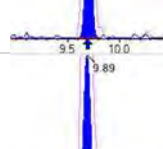
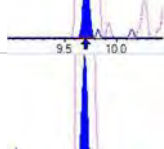
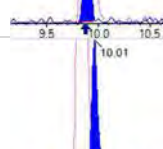
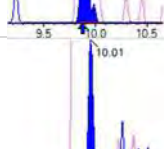
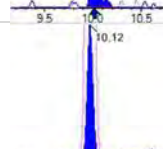
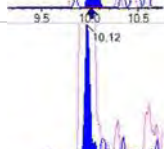

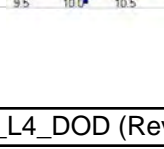
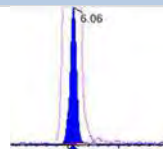
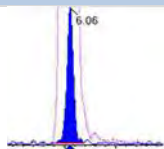
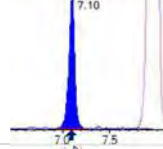
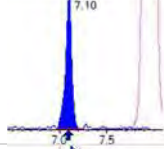
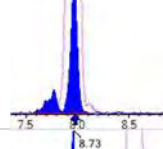
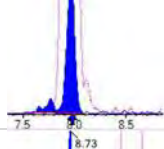
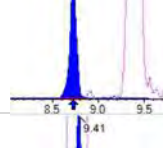
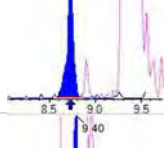
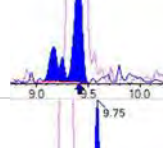
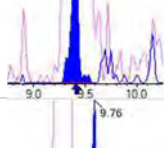
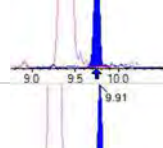
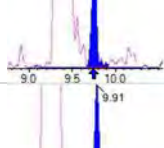
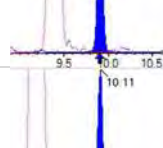
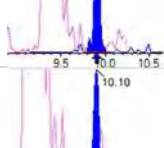
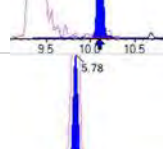
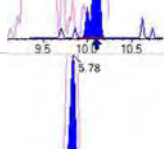
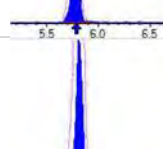
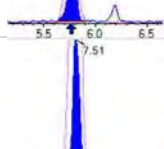
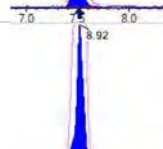
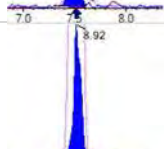

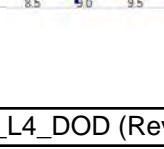
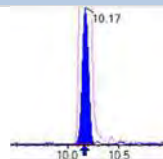
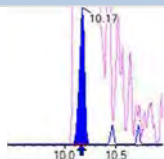
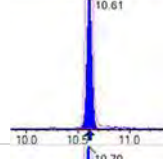
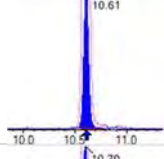
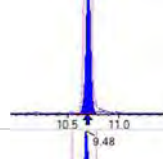
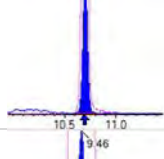
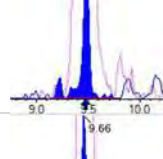
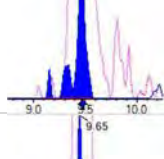
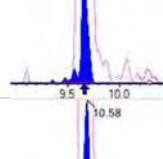
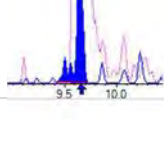
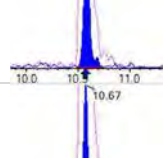
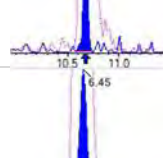
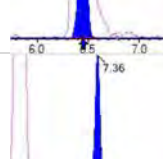
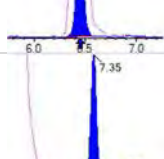
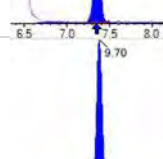
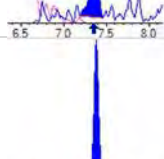
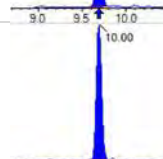
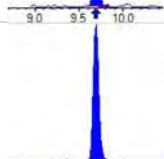

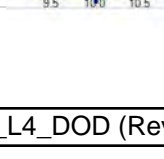
Analyte	(Q1 / Q3) Area Counts*min	R.T. (R.T [min], R.R.T.) (Δ RT-I[μ min], Δ RT- CV[μ min], Δ RT ion[s])	S / N	Ion Ratio IR Vs MP% IR Vs CV%	Concentration [True] ng/mL	Q.C. Rec. {Area%CV}	Primary Transition	Confirmation Transition	Flag
D3_MeFOSAA_EIS	(573.0 / 419.0) 289837	(9.49 , N/A) (N/A , -0.02 , N/A)	515.7	N/A	4.7003 [4.0000]	117.5% { 101.7% }			
D5_EtFOSAA_EIS	(589.0 / 419.0) 225291	(9.67 , N/A) (N/A , -0.02 , N/A)	384.0	N/A	4.3961 [4.0000]	109.9% { 87.9% }			
D7_NMeFOSE_EIS	(623.2 / 58.9) 371048	(10.56 , N/A) (N/A , -0.01 , N/A)	1090.7	N/A	20.2390 [20.0000]	101.2% { 74.1% }			
D9_NEtFOSE_EIS	(639.2 / 58.9) 202155	(10.66 , N/A) (N/A , -0.01 , N/A)	967.8	N/A	20.4767 [20.0000]	102.4% { 76.3% }			
13C3_HFPODA_EIS	(287.0 / 169.0) 717962	(6.48 , N/A) (N/A , -0.03 , N/A)	863.8	N/A	7.9124 [8.0000]	98.9% { 96.6% }			

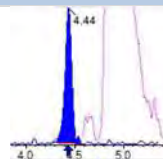
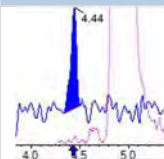
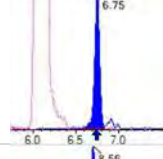
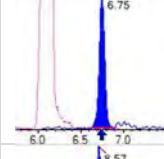
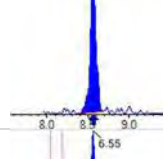
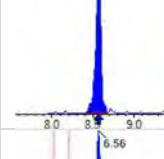
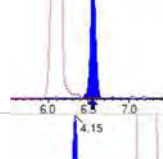
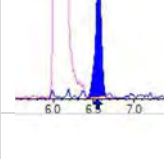
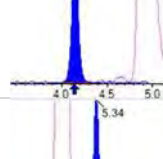
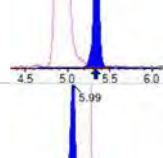
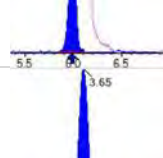
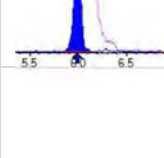
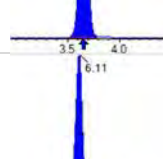
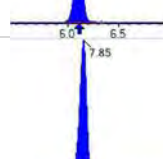
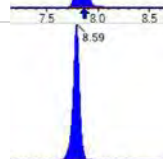

Table B-15b

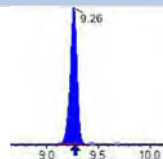
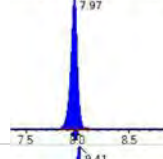
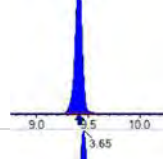
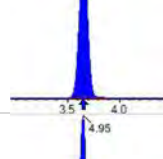
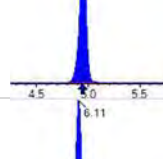
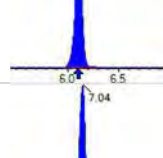
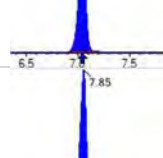
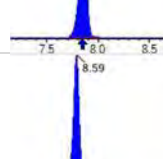
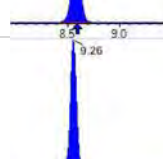
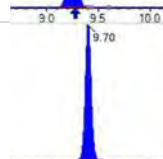

Initial Calibration: SB04012 i

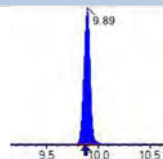
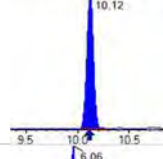
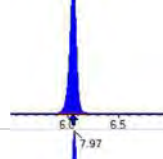
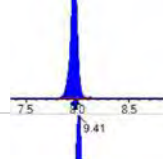
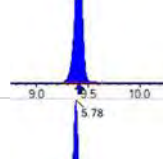
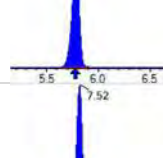
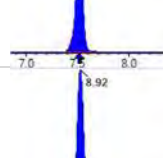
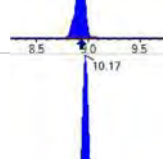
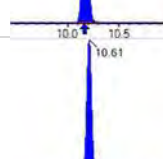
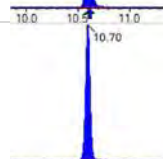

Analyte	(Q1 / Q3) Area Counts*min	R.T. (R.T [min], R.R.T.) (Δ RT-Imin, Δ RT-CVmin, Δ RT ion[s])	S / N	Ion Ratio IR Vs MP% IR Vs CV%	Concentration True ng/mL	Q.C. Rec. {Area%CV}	Primary Transition	Confirmation Transition	Flag
PFBA	(213.0 / 169.0) 78678	(3.66, 1.00) (0.00, N/A, 0.0)	87.2	N/A 0.0 0.0	0.3435 [0.4000]	85.9%			
PFPeA	(263.0 / 219.0) 55747 (263.0 / 69.0) 829	(4.95, 1.00) (0.00, N/A, -1.1)	193.0 18.2	0.0149 143.9 143.9	0.1855 [0.2000]	92.7%			
PFHxA	(313.0 / 269.0) 41780 (313.0 / 119.0) 4555	(6.11, 1.00) (0.00, N/A, 1.0)	118.0 22.9	0.1090 112.0 112.0	0.1050 [0.1000]	105.0%			
PFHpA	(363.0 / 319.0) 37894 (363.0 / 169.0) 10745	(7.04, 1.00) (0.00, N/A, -0.3)	74.5 45.3	0.2836 99.1 99.1	0.1023 [0.1000]	102.3%			
PFOA	(413.0 / 369.0) 40033 (413.0 / 169.0) 10104	(7.86, 1.00) (0.00, N/A, 0.1)	93.5 114.4	0.2524 83.1 83.1	0.0949 [0.1000]	94.9%			
PFNA	(463.0 / 419.0) 24824 (463.0 / 169.0) 7820	(8.59, 1.00) (0.00, N/A, -0.5)	69.1 88.9	0.3150 148.8 148.8	0.0783 [0.1000]	78.3%			
PFDA	(513.0 / 469.0) 38349 (513.0 / 169.0) 4875	(9.26, 1.00) (0.00, N/A, 1.0)	73.8 135.9	0.1271 137.9 137.9	0.0935 [0.1000]	93.5%			
PFUnA	(563.0 / 519.0) 54407 (563.0 / 169.0) 5897	(9.70, 1.00) (0.00, N/A, -0.2)	111.5 248.2	0.1084 140.9 140.9	0.0986 [0.1000]	98.6%			
PFDoA	(613.0 / 569.0) 38168 (613.0 / 169.0) 8437	(9.89, 1.00) (0.00, N/A, -0.4)	86.1 297.5	0.2211 164.1 164.1	0.0763 [0.1000]	76.3%			IR2.
PFTrDA	(663.0 / 619.0) 34370 (663.0 / 169.0) 4676	(10.01, 1.01) (N/A, 0.01, 0.4)	95.2 24.9	0.1361 62.5 62.5	0.0788 [0.1000]	78.8%			
PFTeDA	(713.0 / 669.0) 35843 (713.0 / 169.0) 6576	(10.12, 1.00) (0.00, N/A, -0.2)	80.4 35.7	0.1835 93.0 93.0	0.1157 [0.1000]	115.7%			

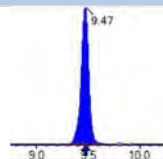
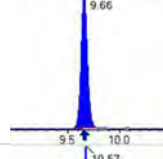
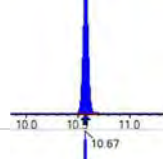
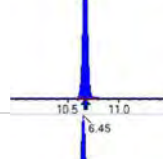
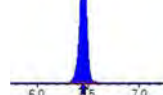
Analyte	(Q1 / Q3) Area Counts*min	R.T. (R.T [min], R.R.T.) (Δ RT-Imin, Δ RT-CVmin, Δ RT ion[s])	S / N	Ion Ratio IR Vs MP% IR Vs CV%	Concentration True ng/mL	Q.C. Rec. {Area%CV}	Primary Transition	Confirmation Transition	Flag
PFBS	(299.0 / 80.0) 54392 (299.0 / 99.0) 31728	(6.06, 1.00) (0.00, N/A, 0.2)	247.0 144.2	0.5833 88.8 88.8	0.0823 [0.0885]	93.0%			
PFPeS	(349.0 / 80.0) 90656 (349.0 / 99.0) 31611	(7.10, 0.89) (N/A, 0.01, 0.1)	290.4 164.5	0.3487 94.1 94.1	0.0830 [0.0938]	88.5%			
PFHxS	(399.0 / 80.0) 83267 (399.0 / 99.0) 26841	(7.96, 1.00) (0.00, N/A, 0.1)	297.3 217.3	0.3224 98.9 98.9	0.0866 [0.0911]	95.0%			
PFHpS	(449.0 / 80.0) 79620 (449.0 / 99.0) 18396	(8.73, 0.93) (N/A, 0.00, -0.1)	359.6 123.8	0.2310 88.7 88.7	0.0994 [0.0951]	104.5%			
PFOS	(499.0 / 80.0) 73948 (499.0 / 99.0) 10661	(9.41, 1.00) (0.00, N/A, 0.2)	84.9 53.8	0.1442 69.3 69.3	0.0802 [0.0927]	86.5%			
PFNS	(549.0 / 80.0) 96357 (549.0 / 99.0) 24678	(9.75, 1.04) (N/A, 0.01, -0.2)	155.5 180.1	0.2561 107.6 107.6	0.0922 [0.0960]	96.1%			
PFDS	(599.0 / 80.0) 118918 (599.0 / 99.0) 25791	(9.91, 1.05) (N/A, 0.01, 0.1)	300.7 79.7	0.2169 82.4 82.4	0.0941 [0.0963]	97.7%			
PFDoS	(699.0 / 80.0) 50763 (699.0 / 99.0) 9356	(10.11, 1.08) (N/A, 0.01, 0.7)	232.2 53.4	0.1843 94.0 94.0	0.0853 [0.0970]	88.0%			
4:2FTS	(327.0 / 307.0) 143146 (327.0 / 81.0) 80261	(5.78, 1.00) (0.00, N/A, -0.2)	519.5 135.0	0.5607 78.3 78.3	0.4064 [0.3738]	108.7%			
6:2FTS	(427.0 / 407.0) 96665 (427.0 / 81.0) 61010	(7.51, 1.00) (0.00, N/A, 0.1)	328.7 162.6	0.6312 85.4 85.4	0.4223 [0.3796]	111.3%			
8:2FTS	(527.0 / 507.0) 103521 (527.0 / 81.0) 71170	(8.92, 1.00) (0.00, N/A, -0.2)	327.5 166.8	0.6875 112.4 112.4	0.3527 [0.3833]	92.0%			

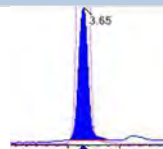
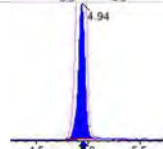
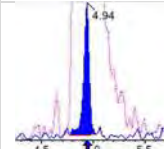
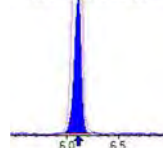
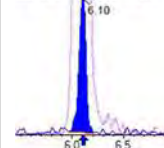
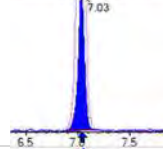
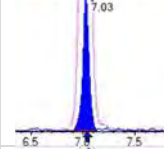
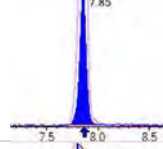
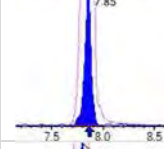
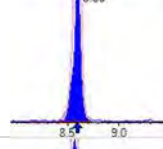
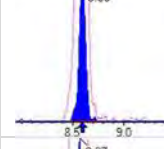
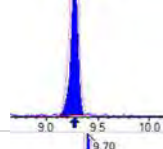
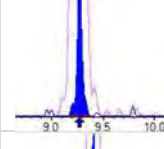
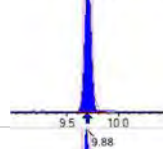
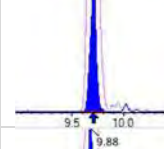
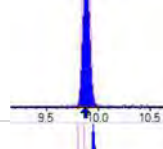
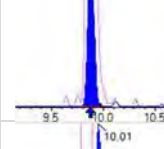
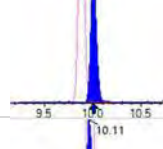
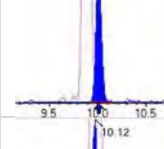
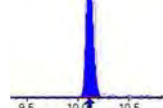
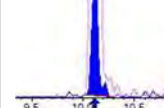
Analyte	(Q1 / Q3) Area Counts*min	R.T. (R.T [min], R.R.T.) (Δ RT-Imin, Δ RT-CVmin, Δ RT ion[s])	S / N	Ion Ratio IR Vs MP% IR Vs CV%	Concentration True ng/mL	Q.C. Rec. {Area%CV}	Primary Transition	Confirmation Transition	Flag
PFOSA	(498.0 / 78.0) 104347 (498.0 / 478.0) 2736	(10.17, 1.00) (0.00, N/A, 0.1)	272.0 325.9	0.0262 125.6 125.6	0.0874 [0.1000]	87.4%			
NMeFOSA	(512.0 / 219.0) 63076 (512.0 / 169.0) 42368	(10.61, 1.00) (0.00, N/A, 0.1)	400.2 383.7	0.6717 97.1 97.1	0.4291 [0.4000]	107.3%			
NEIFOSA	(526.0 / 219.0) 51784 (526.0 / 169.0) 58007	(10.70, 1.00) (0.00, N/A, 0.0)	374.8 206.3	1.1202 112.9 112.9	0.3463 [0.4000]	86.6%			
NMeFOSAA	(570.0 / 419.0) 21505 (570.0 / 483.0) 16016	(9.48, 1.00) (0.01, N/A, 1.0)	409.9 3134.0	0.7448 133.8 133.8	0.0828 [0.1000]	82.8%			
NEIFOSAA	(584.0 / 419.0) 26122 (584.0 / 526.0) 14955	(9.66, 1.00) (0.00, N/A, 0.8)	6601.5 70.1	0.5725 96.5 96.5	0.1275 [0.1000]	127.5%			
NMeFOSE	(616.0 / 59.0) 15001	(10.58, 1.00) (0.01, N/A, 0.0)	122.4	N/A 0.0 0.0	0.3510 [0.4000]	87.8%			
NEtFOSE	(630.0 / 59.0) 2885	(10.67, 1.00) (0.00, N/A, 0.0)	56.6	N/A 0.0 0.0	0.4244 [0.4000]	106.1%			
HFPO-DA	(285.0 / 169.0) 35904 (285.0 / 185.0) 79192	(6.45, 1.00) (0.00, N/A, 0.1)	511.5 269.2	2.2057 86.0 86.0	0.2196 [0.2000]	109.8%			
ADONA	(377.0 / 85.0) 124087 (377.0 / 251.0) 12574	(7.36, 1.14) (N/A, 0.01, 0.4)	438.6 37.3	0.1013 82.4 82.4	0.1905 [0.1885]	101.0%			
9CI-Pf3ONS	(531.0 / 351.0) 308060 (533.0 / 353.0) 99031	(9.70, 1.50) (N/A, 0.00, 0.0)	292.0 163.8	0.3215 101.7 101.7	0.1731 [0.1867]	92.8%			
11CI-PF3OUDS	(631.0 / 451.0) 183503 (633.0 / 453.0) 53495	(10.00, 1.55) (N/A, 0.00, 0.0)	367.3 1607.0	0.2915 94.1 94.1	0.1822 [0.1886]	96.6%			

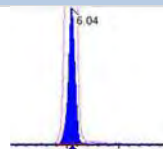
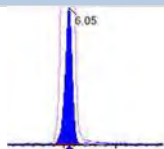
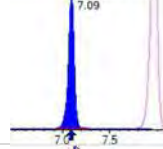
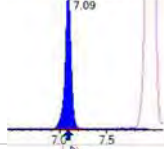
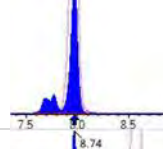
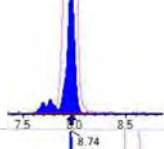
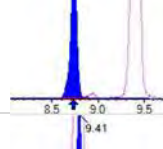
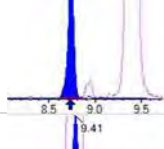
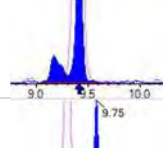
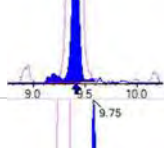
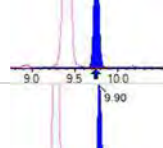
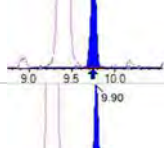
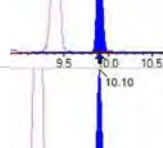
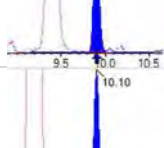
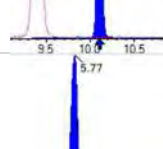
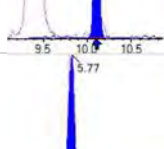
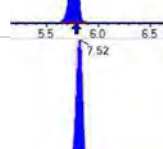
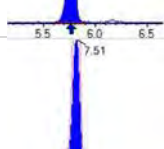
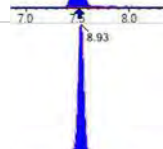
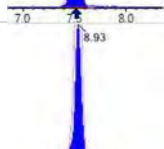

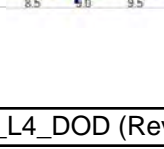
Analyte	(Q1 / Q3) Area Counts*min	R.T. (R.T [min], R.R.T.) (Δ RT-Imin, Δ RT-CVmin, Δ RT ion[s])	S / N	Ion Ratio IR Vs MP% IR Vs CV%	Concentration True ng/mL	Q.C. Rec. {Area%CV}	Primary Transition	Confirmation Transition	Flag
3:3FTCA	(241.0 / 177.0) 3846 (241.0 / 117.0) 4249	(4.44, 0.90) (N/A, 0.00, -0.3)	127.2 22.7	1.1048 84.0 84.0	0.3723 [0.4000]	93.1%			
5:3FTCA	(341.0 / 236.7) 23142 (341.0 / 217.0) 44473	(6.75, 1.11) (N/A, 0.01, 0.2)	175.4 121.1	1.9218 107.1 107.1	0.3801 [0.4000]	95.0%			
7:3FTCA	(441.0 / 317.0) 31285 (441.0 / 337.0) 26907	(8.56, 1.40) (N/A, 0.00, -0.4)	85.0 156.5	0.8600 104.3 104.3	0.3945 [0.4000]	98.6%			
PFEESA	(315.0 / 135.0) 70916 (315.0 / 83.0) 21798	(6.55, 1.07) (N/A, 0.01, -0.4)	352.6 86.3	0.3074 100.8 100.8	0.1942 [0.1785]	108.8%			
PFMPA	(229.0 / 85.0) 18925	(4.15, 0.84) (N/A, 0.01, 0.0)	395.0	N/A 0.0 0.0	0.2156 [0.2000]	107.8%			
PFMBA	(279.0 / 85.0) 43879	(5.34, 1.08) (N/A, 0.00, 0.0)	410.9	N/A 0.0 0.0	0.1753 [0.2000]	87.6%			
NFDHA	(295.0 / 201.0) 42344 (295.0 / 85.0) 31617	(5.99, 0.98) (N/A, 0.01, 0.0)	293.7 311.1	0.7467 86.9 86.9	0.2169 [0.2000]	108.4%			
13C3_PFBa_IIS	(216.0 / 172.0) 235272	(3.65, N/A) (N/A, 0.01, N/A)	540.1	N/A	1.0925 [1.0000]	109.2% {102.8%}			
13C2_PFHxA_IIS	(315.0 / 270.0) 382146	(6.11, N/A) (N/A, 0.01, N/A)	614.8	N/A	1.0067 [1.0000]	100.7% {98.3%}			
13C4_PFOA_IIS	(417.0 / 372.0) 356226	(7.85, N/A) (N/A, 0.01, N/A)	561.8	N/A	0.9869 [1.0000]	98.7% {94.9%}			
13C5_PFNAl_IIS	(468.0 / 423.0) 288939	(8.59, N/A) (N/A, 0.00, N/A)	391.8	N/A	0.9826 [1.0000]	98.3% {94.5%}			

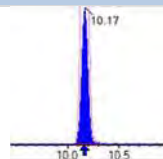
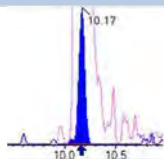
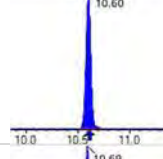
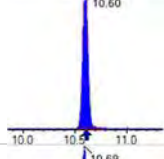
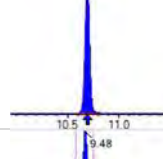
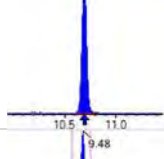
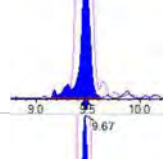
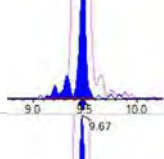
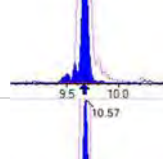
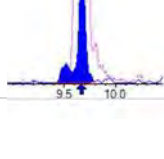
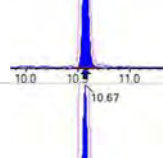
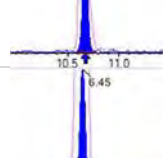
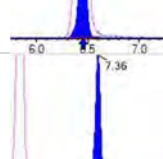
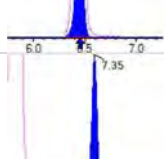
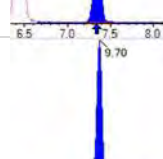
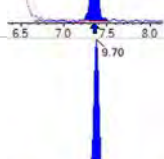
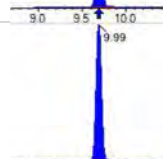
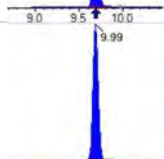

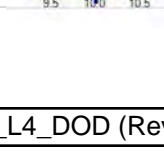
Analyte	(Q1 / Q3) Area Counts*min	R.T. (R.T [min], R.R.T.) (Δ RT-Imin, Δ RT-CVmin, Δ RT ion[s])	S / N	Ion Ratio IR Vs MP% IR Vs CV%	Concentration True ng/mL	Q.C. Rec. {Area%CV}	Primary Transition	Confirmation Transition	Flag
13C2_PFDA_IIS	(515.0 / 470.1) 353077	(9.26, N/A) (N/A, 0.00, N/A)	332.9	N/A	1.0365 [1.0000]	103.6% {96.8%}			
18O2_PFHxS_IIS	(403.0 / 83.9) 636498	(7.97, N/A) (N/A, 0.00, N/A)	788.3	N/A	1.0519 [1.0000]	105.2% {100.4%}			
13C4_PFOS_IIS	(503.0 / 79.9) 710383	(9.41, N/A) (N/A, 0.00, N/A)	498.2	N/A	1.1017 [1.0000]	110.2% {114.6%}			
13C4_PFBA_EIS	(217.0 / 172.0) 1960919	(3.65, N/A) (N/A, 0.01, N/A)	767.1	N/A	8.3017 [8.0000]	103.8% {105.8%}			
13C5_PFPeA_EIS	(268.0 / 223.0) 1266139	(4.95, N/A) (N/A, 0.00, N/A)	607.9	N/A	4.3916 [4.0000]	109.8% {107.1%}			
13C5_PFHxA_EIS	(318.0 / 273.0) 801655	(6.11, N/A) (N/A, 0.01, N/A)	529.0	N/A	2.0500 [2.0000]	102.5% {107.2%}			
13C4_PFHpA_EIS	(367.0 / 322.0) 707139	(7.04, N/A) (N/A, 0.01, N/A)	438.7	N/A	2.0816 [2.0000]	104.1% {103.0%}			
13C8_PFOA_EIS	(421.0 / 376.0) 791606	(7.85, N/A) (N/A, 0.01, N/A)	516.0	N/A	2.1719 [2.0000]	108.6% {103.3%}			
13C9_PFNA_EIS	(472.0 / 427.0) 328554	(8.59, N/A) (N/A, 0.00, N/A)	417.0	N/A	1.0944 [1.0000]	109.4% {107.3%}			
13C6_PFDA_EIS	(519.0 / 474.0) 413773	(9.26, N/A) (N/A, -0.01, N/A)	356.1	N/A	0.9702 [1.0000]	97.0% {95.8%}			
13C7_PFUnA_EIS	(570.0 / 525.0) 604786	(9.70, N/A) (N/A, 0.00, N/A)	335.5	N/A	1.1531 [1.0000]	115.3% {107.7%}			

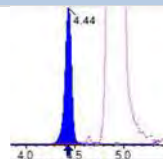
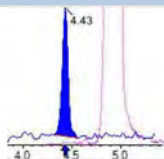
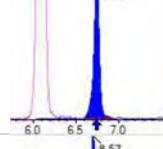
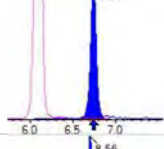
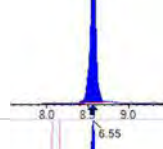
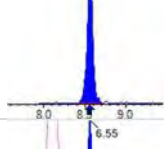
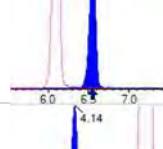
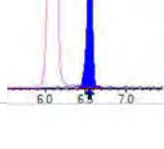
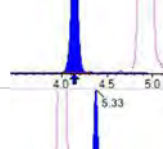
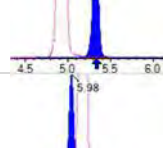
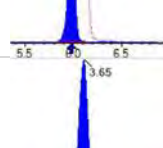
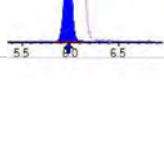
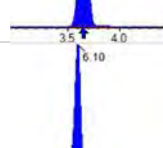
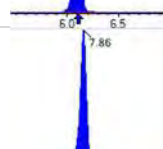
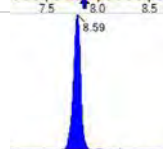

Analyte	(Q1 / Q3) Area Counts*min	R.T. (R.T [min], R.R.T.) (Δ RT-Imin, Δ RT-CVmin, Δ RT ion[s])	S / N	Ion Ratio IR Vs MP% IR Vs CV%	Concentration True ng/mL	Q.C. Rec. {Area%CV}	Primary Transition	Confirmation Transition	Flag
13C2_PFDa_EIS	(615.0 / 570.0) 521890	(9.89, N/A) (N/A, 0.01, N/A)	529.6	N/A	0.9971 [1.0000]	99.7% {90.3%}			
13C2_PFTeDA_EIS	(715.0 / 670.0) 306266	(10.12, N/A) (N/A, 0.00, N/A)	575.2	N/A	0.9235 [1.0000]	92.3% {91.6%}			
13C3_PFBs_EIS	(302.0 / 80.0) 2072368	(6.06, N/A) (N/A, 0.01, N/A)	568.2	N/A	2.1513 [2.0000]	107.6% {113.2%}			
13C3_PFHxS_EIS	(402.0 / 80.0) 1110634	(7.97, N/A) (N/A, 0.00, N/A)	712.9	N/A	2.1293 [2.0000]	106.5% {111.7%}			
13C8_PFOS_EIS	(507.0 / 80.0) 1583007	(9.41, N/A) (N/A, 0.00, N/A)	455.7	N/A	1.8491 [2.0000]	92.5% {96.5%}			
13C2_4:2FTS_EIS	(329.0 / 81.0) 414361	(5.78, N/A) (N/A, 0.01, N/A)	552.1	N/A	3.8073 [4.0000]	95.2% {95.6%}			
13C2_6:2FTS_EIS	(429.0 / 81.0) 570226	(7.52, N/A) (N/A, 0.00, N/A)	684.1	N/A	3.9599 [4.0000]	99.0% {99.0%}			
13C2_8:2FTS_EIS	(529.0 / 81.0) 752759	(8.92, N/A) (N/A, -0.01, N/A)	680.9	N/A	4.1470 [4.0000]	103.7% {118.5%}			
13C8_PFOsa_EIS	(506.0 / 78.0) 2058681	(10.17, N/A) (N/A, 0.00, N/A)	695.8	N/A	2.0603 [2.0000]	103.0% {114.5%}			
D3_NMeFOSA_EIS	(515.0 / 169.0) 302654	(10.61, N/A) (N/A, 0.00, N/A)	603.9	N/A	1.6018 [2.0000]	80.1% {81.9%}			
D5_NeIFOSA_EIS	(531.0 / 169.0) 301498	(10.70, N/A) (N/A, 0.00, N/A)	893.8	N/A	1.7421 [2.0000]	87.1% {88.5%}			

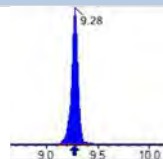
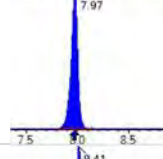
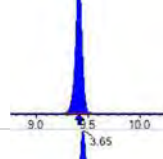
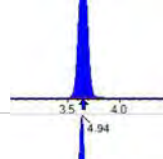
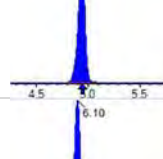
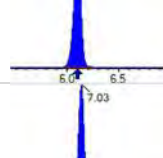
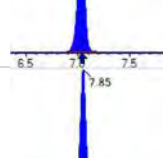
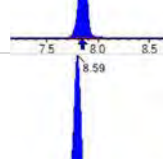
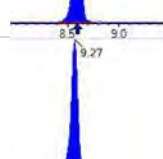
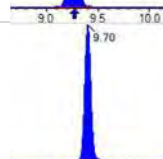

Analyte	(Q1 / Q3) Area Counts*min	R.T. (R.T [min], R.R.T.) (Δ RT-Imin, Δ RT-CVmin, Δ RT ion[s])	S / N	Ion Ratio IR Vs MP% IR Vs CV%	Concentration True ng/mL	Q.C. Rec. {Area%CV}	Primary Transition	Confirmation Transition	Flag
D3_MeFOSAA_EIS	(573.0 / 419.0) 1145420	(9.47, N/A) (N/A, 0.00, N/A)	409.0	N/A	4.2524 [4.0000]	106.3% {112.5%}			
D5_EtFOSAA_EIS	(589.0 / 419.0) 831346	(9.66, N/A) (N/A, 0.00, N/A)	103.6	N/A	3.8818 [4.0000]	97.0% {114.9%}			
D7_NMeFOSE_EIS	(623.0 / 58.9) 700011	(10.57, N/A) (N/A, 0.00, N/A)	1143.1	N/A	16.9568 [20.0000]	84.8% {86.8%}			
D9_NEtFOSE_EIS	(639.0 / 58.9) 309835	(10.67, N/A) (N/A, 0.00, N/A)	1258.0	N/A	16.2759 [20.0000]	81.4% {81.1%}			
13C3_HFPODA_EIS	(287.0 / 169.0) 1884053	(6.45, N/A) (N/A, 0.01, N/A)	709.3	N/A	8.6123 [8.0000]	107.7% {107.1%}			

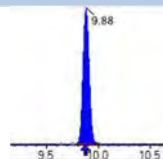
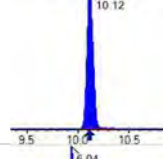
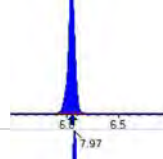
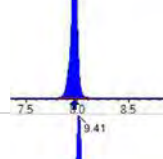
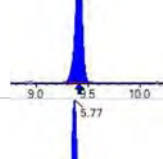
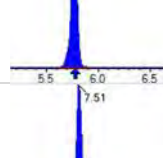
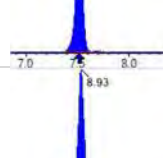
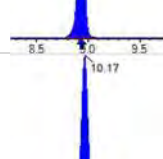
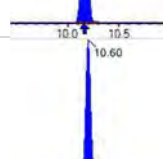
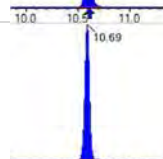

Analyte	(Q1 / Q3) Area Counts*min	R.T. (R.T [min], R.R.T.) (Δ RT-[min], Δ RT- CV[min], Δ RT ion[s])	S / N	Ion Ratio IR Vs MP% IR Vs CV%	Concentration [True] ng/mL	Q.C. Rec. {Area%CV}	Primary Transition	Confirmation Transition	Flag
PFBA	(213.0 / 169.0) 402296	(3.65, 1.00) (0.00, N/A, 0.0)	247.7	N/A 0.0 0.0	1.9345 [2.0000]	96.7%			
PFPeA	(263.0 / 219.0) 279074 (263.0 / 69.0) 2616	(4.94, 1.00) (0.00, N/A, 0.1)	430.7 53.7	0.0094 90.7 90.7	0.9444 [1.0000]	94.4%			
PFHxA	(313.0 / 269.0) 189785 (313.0 / 119.0) 16584	(6.10, 1.00) (0.00, N/A, 0.1)	274.4 85.4	0.0874 89.8 89.8	0.4763 [0.5000]	95.3%			
PFHpA	(363.0 / 319.0) 164005 (363.0 / 169.0) 51208	(7.03, 1.00) (0.00, N/A, 0.3)	245.4 168.5	0.3122 109.1 109.1	0.4511 [0.5000]	90.2%			
PFOA	(413.0 / 369.0) 190363 (413.0 / 169.0) 60265	(7.85, 1.00) (0.00, N/A, -0.1)	326.2 295.2	0.3166 104.3 104.3	0.4894 [0.5000]	97.9%			
PFNA	(463.0 / 419.0) 130560 (463.0 / 169.0) 30420	(8.59, 1.00) (0.00, N/A, 0.2)	267.2 226.3	0.2330 110.0 110.0	0.4508 [0.5000]	90.2%			
PFDA	(513.0 / 469.0) 199011 (513.0 / 169.0) 19081	(9.27, 1.00) (0.00, N/A, -0.1)	212.3 136.6	0.0959 104.0 104.0	0.4371 [0.5000]	87.4%			
PFUnA	(563.0 / 519.0) 208100 (563.0 / 169.0) 25692	(9.70, 1.00) (0.00, N/A, -0.3)	350.4 169.5	0.1235 160.5 160.5	0.4435 [0.5000]	88.7%			IR2,
PFDoA	(613.0 / 569.0) 210701 (613.0 / 169.0) 31544	(9.88, 1.00) (0.00, N/A, 0.3)	355.6 222.1	0.1497 111.1 111.1	0.4681 [0.5000]	93.6%			
PFTrDA	(663.0 / 619.0) 247314 (663.0 / 169.0) 55724	(10.01, 1.01) (N/A, 0.00, -0.1)	356.0 281.3	0.2253 103.4 103.4	0.6297 [0.5000]	125.9%			
PFTeDA	(713.0 / 669.0) 166212 (713.0 / 169.0) 26500	(10.11, 1.00) (0.00, N/A, -0.3)	230.8 85.9	0.1594 80.8 80.8	0.4141 [0.5000]	82.8%			

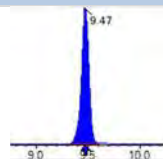
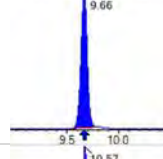
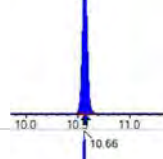
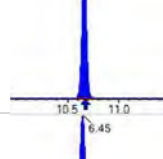
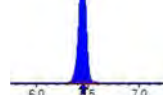
Analyte	(Q1 / Q3) Area Counts*min	R.T. (R.T [min], R.R.T.) (Δ RT-[min], Δ RT- CV[min], Δ RT ion[s])	S / N	Ion Ratio IR Vs MP% IR Vs CV%	Concentration [True] ng/mL	Q.C. Rec. {Area%CV}	Primary Transition	Confirmation Transition	Flag
PFBS	(299.0 / 80.0) 242663 (299.0 / 99.0) 164768	(6.04, 1.00) (0.00, N/A, -0.1)	687.1 369.0	0.6790 103.3 103.3	0.4100 [0.4424]	92.7%			
PFPeS	(349.0 / 80.0) 434855 (349.0 / 99.0) 150901	(7.09, 0.89) (N/A, 0.00, 0.1)	488.1 587.8	0.3470 93.6 93.6	0.4273 [0.4692]	91.1%			
PFHxS	(399.0 / 80.0) 361023 (399.0 / 99.0) 126083	(7.97, 1.00) (0.00, N/A, 0.1)	598.8 426.9	0.3492 107.1 107.1	0.4028 [0.4555]	88.4%			
PFHpS	(449.0 / 80.0) 334962 (449.0 / 99.0) 83272	(8.74, 0.93) (N/A, 0.01, 0.0)	395.3 293.5	0.2486 95.4 95.4	0.4048 [0.4757]	85.1%			
PFOS	(499.0 / 80.0) 421281 (499.0 / 99.0) 109705	(9.41, 1.00) (0.00, N/A, 0.4)	199.5 129.7	0.2604 125.2 125.2	0.4423 [0.4637]	95.4%			
PFNS	(549.0 / 80.0) 485854 (549.0 / 99.0) 121847	(9.75, 1.04) (N/A, 0.00, -0.2)	589.3 328.9	0.2508 105.4 105.4	0.4500 [0.4799]	93.8%			
PFDS	(599.0 / 80.0) 586005 (599.0 / 99.0) 131066	(9.90, 1.05) (N/A, 0.00, 0.1)	870.1 303.9	0.2237 85.0 85.0	0.4489 [0.4816]	93.2%			
PFDoS	(699.0 / 80.0) 284529 (699.0 / 99.0) 55248	(10.10, 1.07) (N/A, 0.00, -0.1)	471.3 229.3	0.1942 99.0 99.0	0.4628 [0.4848]	95.5%			
4:2FTS	(327.0 / 307.0) 795210 (327.0 / 81.0) 390917	(5.77, 1.00) (0.00, N/A, -0.1)	747.1 345.9	0.4916 68.7 68.7	1.9941 [1.8691]	106.7%			
6:2FTS	(427.0 / 407.0) 423573 (427.0 / 81.0) 288351	(7.52, 1.00) (0.00, N/A, 0.2)	382.4 457.1	0.6808 92.1 92.1	1.7457 [1.8981]	92.0%			
8:2FTS	(527.0 / 507.0) 576340 (527.0 / 81.0) 354122	(8.93, 1.00) (0.00, N/A, -0.1)	451.1 406.3	0.6144 100.4 100.4	1.8926 [1.9166]	98.7%			

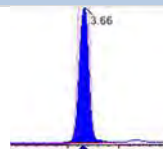
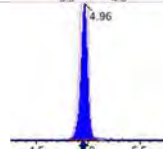
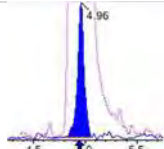
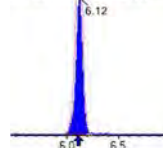
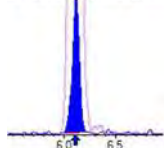
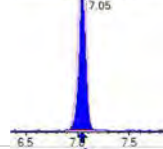
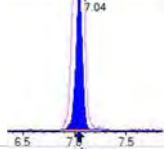
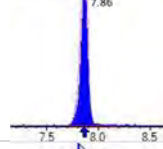
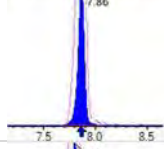
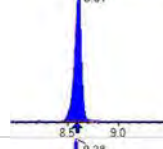
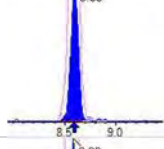
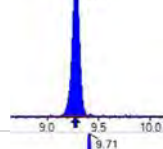
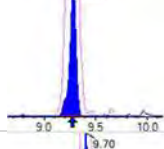
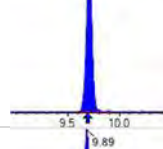
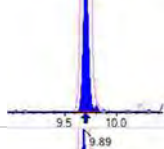
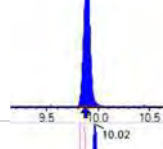
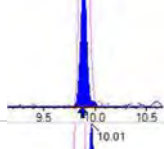
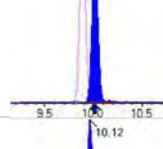
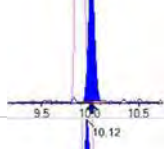
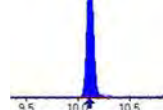
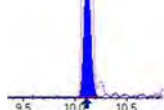
Analyte	(Q1 / Q3) Area Counts*min	R.T. (R.T [min], R.R.T.) (Δ RT-[min], Δ RT- CV[min], Δ RT ion[s])	S / N	Ion Ratio IR Vs MP% IR Vs CV%	Concentration [True] ng/mL	Q.C. Rec. {Area%CV}	Primary Transition	Confirmation Transition	Flag
PFOSA	(498.0 / 78.0) 519474 (498.0 / 478.0) 11090	(10.17, 1.00) (0.00, N/A, -0.1)	820.5 116.7	0.0213 102.3 102.3	0.4908 [0.5000]	98.2%			
NMeFOSA	(512.0 / 219.0) 303557 (512.0 / 169.0) 212046	(10.60, 1.00) (0.00, N/A, 0.0)	1055.8 770.4	0.6985 100.9 100.9	2.0811 [2.0000]	104.1%			
NEFOSA	(526.0 / 219.0) 283277 (526.0 / 169.0) 309635	(10.69, 1.00) (0.00, N/A, 0.1)	1004.6 653.9	1.0930 110.1 110.1	1.9023 [2.0000]	95.1%			
NMeFOSAA	(570.0 / 419.0) 106673 (570.0 / 483.0) 59479	(9.48, 1.00) (0.00, N/A, -0.2)	123.6 149.2	0.5576 100.2 100.2	0.4373 [0.5000]	87.5%			
NEIFOSAA	(584.0 / 419.0) 82888 (584.0 / 526.0) 52662	(9.67, 1.00) (0.01, N/A, -0.1)	415.2 167.0	0.6353 107.1 107.1	0.4136 [0.5000]	82.7%			
NMeFOSE	(616.0 / 59.0) 78568	(10.57, 1.00) (0.00, N/A, 0.0)	382.8	N/A 0.0 0.0	1.8458 [2.0000]	92.3%			
NEtFOSE	(630.0 / 59.0) 15635	(10.67, 1.00) (0.01, N/A, 0.0)	310.1	N/A 0.0 0.0	1.8679 [2.0000]	93.4%			
HFPO-DA	(285.0 / 169.0) 159437 (285.0 / 185.0) 364168	(6.45, 1.00) (0.00, N/A, 0.0)	804.5 666.9	2.2841 89.1 89.1	0.9782 [1.0000]	97.8%			
ADONA	(377.0 / 85.0) 531015 (377.0 / 251.0) 66200	(7.36, 1.14) (N/A, 0.01, 0.1)	499.3 202.1	0.1247 101.3 101.3	0.8176 [0.9427]	86.7%			
9CI-Pf3ONS	(531.0 / 351.0) 1441912 (533.0 / 353.0) 517547	(9.70, 1.50) (N/A, 0.00, 0.0)	464.9 391.2	0.3589 113.6 113.6	0.8128 [0.9333]	87.1%			
11CI-PF3OUDS	(631.0 / 451.0) 913812 (633.0 / 453.0) 303191	(9.99, 1.55) (N/A, 0.00, 0.2)	684.6 427.5	0.3318 107.1 107.1	0.9102 [0.9432]	96.5%			

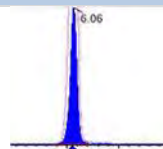
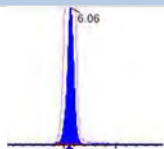
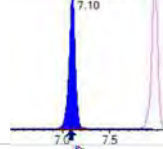
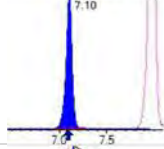
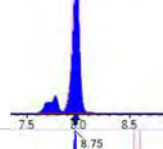
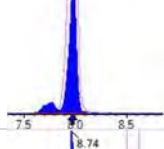
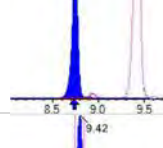
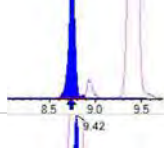
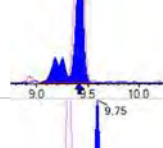
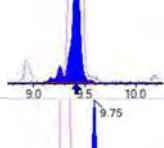
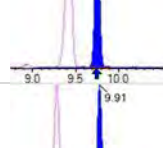
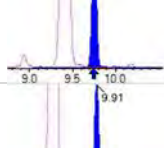
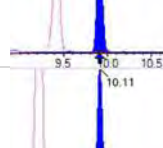
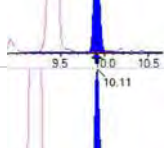
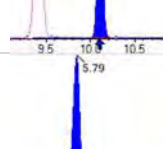
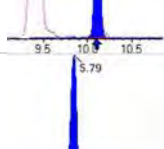
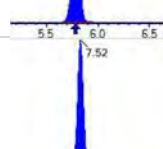
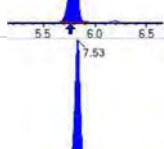
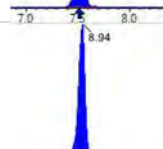
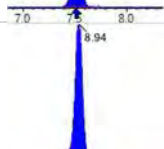

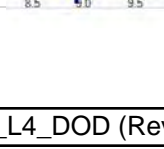
Analyte	(Q1 / Q3) Area Counts*min	R.T. (R.T [min], R.R.T.) (Δ RT-[min], Δ RT- CV[min], Δ RT ion[s])	S / N	Ion Ratio IR Vs MP% IR Vs CV%	Concentration [True] ng/mL	Q.C. Rec. {Area%CV}	Primary Transition	Confirmation Transition	Flag
3:3FTCA	(241.0 / 177.0) 19427 (241.0 / 117.0) 23350	(4.44, 0.90) (N/A, 0.00, 0.2)	305.4 93.8	1.2020 91.4 91.4	1.9127 [2.0000]	95.6%			
5:3FTCA	(341.0 / 236.7) 122307 (341.0 / 217.0) 179981	(6.75, 1.11) (N/A, 0.00, 0.2)	356.0 241.6	1.4716 82.0 82.0	2.0052 [2.0000]	100.3%			
7:3FTCA	(441.0 / 317.0) 139476 (441.0 / 337.0) 129368	(8.57, 1.40) (N/A, 0.01, 0.1)	234.7 263.1	0.9275 112.5 112.5	1.7554 [2.0000]	87.8%			
PFEESA	(315.0 / 135.0) 264065 (315.0 / 83.0) 88899	(6.55, 1.07) (N/A, 0.01, 0.0)	555.4 279.4	0.3367 110.4 110.4	0.7217 [0.8925]	80.9%			
PFMPA	(229.0 / 85.0) 77721	(4.14, 0.84) (N/A, 0.00, 0.0)	683.4	N/A 0.0 0.0	0.9006 [1.0000]	90.1%			
PFMBA	(279.0 / 85.0) 228831	(5.33, 1.08) (N/A, -0.01, 0.0)	728.0	N/A 0.0 0.0	0.9298 [1.0000]	93.0%			
NFDHA	(295.0 / 201.0) 179208 (295.0 / 85.0) 167545	(5.98, 0.98) (N/A, 0.00, 0.1)	644.8 431.5	0.9349 108.8 108.8	0.9162 [1.0000]	91.6%			
13C3_PFBA_IIS	(216.0 / 172.0) 220234	(3.65, N/A) (N/A, 0.01, N/A)	540.1	N/A	1.0227 [1.0000]	102.3% { 96.2% }			
13C2_PFHxA_IIS	(315.0 / 270.0) 398022	(6.10, N/A) (N/A, 0.00, N/A)	488.7	N/A	1.0485 [1.0000]	104.8% { 102.4% }			
13C4_PFOA_IIS	(417.0 / 372.0) 336349	(7.86, N/A) (N/A, 0.01, N/A)	494.2	N/A	0.9318 [1.0000]	93.2% { 89.6% }			
13C5_PFNA_IIS	(468.0 / 423.0) 280637	(8.59, N/A) (N/A, 0.00, N/A)	376.1	N/A	0.9543 [1.0000]	95.4% { 91.8% }			

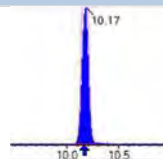
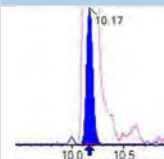
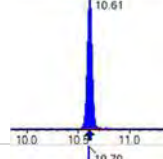
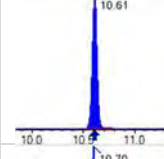
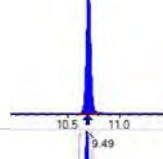
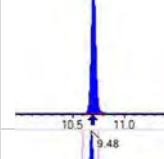
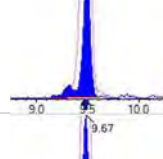
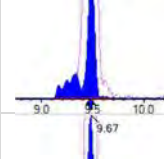
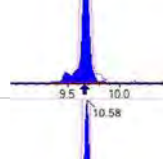
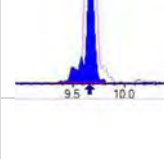
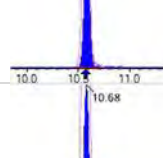
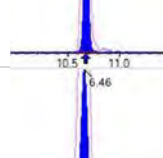
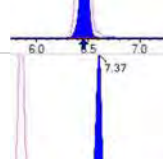
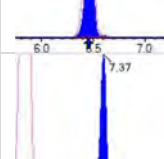
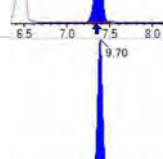
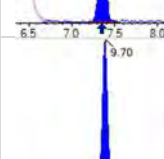
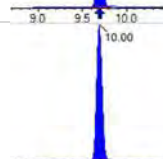
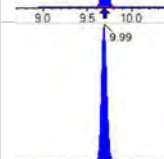

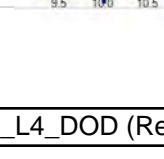
Analyte	(Q1 / Q3) Area Counts*min	R.T. (R.T [min], R.R.T.) (Δ RT-[min], Δ RT- CV[min], Δ RT ion[s])	S / N	Ion Ratio IR Vs MP% IR Vs CV%	Concentration [True] ng/mL	Q.C. Rec. {Area%CV}	Primary Transition	Confirmation Transition	Flag
13C2_PFDA_IIS	(515.0 / 470.1) 350984	(9.28, N/A) (N/A, 0.01, N/A)	437.4	N/A	1.0303 [1.0000]	103.0% { 96.2% }			
18O2_PFHxS_IIS	(403.0 / 83.9) 570276	(7.97, N/A) (N/A, 0.01, N/A)	714.9	N/A	0.9425 [1.0000]	94.2% { 89.9% }			
13C4_PFOS_IIS	(503.0 / 79.9) 710149	(9.41, N/A) (N/A, 0.00, N/A)	467.7	N/A	1.1013 [1.0000]	110.1% { 114.5% }			
13C4_PFBA_EIS	(217.0 / 172.0) 1780653	(3.65, N/A) (N/A, 0.01, N/A)	707.6	N/A	8.0532 [8.0000]	100.7% { 96.1% }			
13C5_PFPeA_EIS	(268.0 / 223.0) 1244826	(4.94, N/A) (N/A, -0.01, N/A)	564.6	N/A	4.1455 [4.0000]	103.6% { 105.3% }			
13C5_PFHxA_EIS	(318.0 / 273.0) 803147	(6.10, N/A) (N/A, 0.00, N/A)	608.2	N/A	1.9719 [2.0000]	98.6% { 107.4% }			
13C4_PFHpA_EIS	(367.0 / 322.0) 693985	(7.03, N/A) (N/A, 0.00, N/A)	600.5	N/A	1.9614 [2.0000]	98.1% { 101.1% }			
13C8_PFOA_EIS	(421.0 / 376.0) 730263	(7.85, N/A) (N/A, 0.00, N/A)	601.2	N/A	2.1220 [2.0000]	106.1% { 95.3% }			
13C9_PFNA_EIS	(472.0 / 427.0) 300091	(8.59, N/A) (N/A, 0.01, N/A)	293.5	N/A	1.0291 [1.0000]	102.9% { 98.0% }			
13C6_PFDA_EIS	(519.0 / 474.0) 459151	(9.27, N/A) (N/A, 0.00, N/A)	293.8	N/A	1.0830 [1.0000]	108.3% { 106.4% }			
13C7_PFUnA_EIS	(570.0 / 525.0) 514136	(9.70, N/A) (N/A, 0.00, N/A)	546.5	N/A	0.9861 [1.0000]	98.6% { 91.6% }			

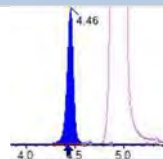
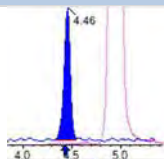
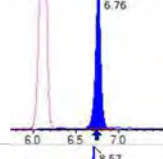
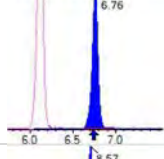
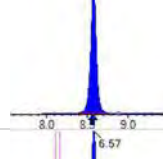
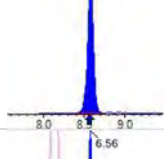
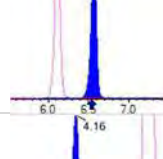
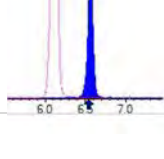
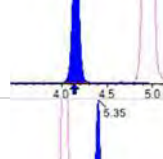
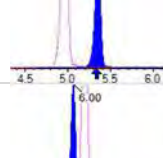
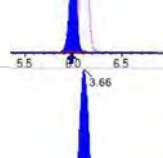
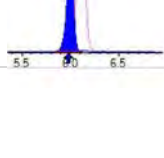
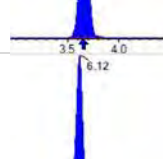
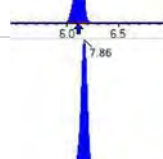
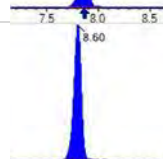
Analyte	(Q1 / Q3) Area Counts*min	R.T. (R.T [min], R.R.T.) (Δ RT-[min], Δ RT- CV[min], Δ RT ion[s])	S / N	Ion Ratio IR Vs MP% IR Vs CV%	Concentration [True] ng/mL	Q.C. Rec. {Area%CV}	Primary Transition	Confirmation Transition	Flag
13C2_PFDa_EIS	(615.0 / 570.0) 469712	(9.88, N/A) (N/A, 0.00, N/A)	439.4	N/A	0.9028 [1.0000]	90.3% { 81.3% }			
13C2_PFTeDA_EIS	(715.0 / 670.0) 396839	(10.12, N/A) (N/A, 0.00, N/A)	1920.2	N/A	1.2037 [1.0000]	120.4% { 118.7% }			
13C3_PFBs_EIS	(302.0 / 80.0) 1855337	(6.04, N/A) (N/A, 0.00, N/A)	711.2	N/A	2.1496 [2.0000]	107.5% { 101.4% }			
13C3_PFHxS_EIS	(402.0 / 80.0) 1034943	(7.97, N/A) (N/A, 0.01, N/A)	751.5	N/A	2.2146 [2.0000]	110.7% { 104.1% }			
13C8_PFOS_EIS	(507.0 / 80.0) 1635848	(9.41, N/A) (N/A, 0.01, N/A)	365.2	N/A	1.9115 [2.0000]	95.6% { 99.7% }			
13C2_4:2FTS_EIS	(329.0 / 81.0) 469106	(5.77, N/A) (N/A, -0.01, N/A)	740.1	N/A	4.8108 [4.0000]	120.3% { 108.2% }			
13C2_6:2FTS_EIS	(429.0 / 81.0) 604520	(7.51, N/A) (N/A, 0.00, N/A)	669.1	N/A	4.6855 [4.0000]	117.1% { 104.9% }			
13C2_8:2FTS_EIS	(529.0 / 81.0) 780904	(8.93, N/A) (N/A, 0.00, N/A)	536.1	N/A	4.8016 [4.0000]	120.0% { 122.9% }			
13C8_PFOsa_EIS	(506.0 / 78.0) 1825451	(10.17, N/A) (N/A, 0.00, N/A)	763.9	N/A	1.8275 [2.0000]	91.4% { 101.5% }			
D3_NMeFOSA_EIS	(515.0 / 169.0) 300317	(10.60, N/A) (N/A, 0.00, N/A)	873.8	N/A	1.5899 [2.0000]	79.5% { 81.3% }			
D5_NEtFOSA_EIS	(531.0 / 169.0) 300255	(10.69, N/A) (N/A, 0.00, N/A)	805.0	N/A	1.7355 [2.0000]	86.8% { 88.2% }			

Analyte	(Q1 / Q3) Area Counts*min	R.T. (R.T [min], R.R.T.) (Δ RT-I[μ min], Δ RT- CV[μ min], Δ RT ion[s])	S / N	Ion Ratio IR Vs MP% IR Vs CV%	Concentration [True] ng/mL	Q.C. Rec. {Area%CV}	Primary Transition	Confirmation Transition	Flag
D3_MeFOSAA_EIS	(573.0 / 419.0) 1075145	(9.47, N/A) (N/A, 0.01, N/A)	285.3	N/A	3.9929 [4.0000]	99.8% { 105.6% }			
D5_EtFOSAA_EIS	(589.0 / 419.0) 813269	(9.66, N/A) (N/A, 0.01, N/A)	150.4	N/A	3.7987 [4.0000]	95.0% { 112.4% }			
D7_NMeFOSE_EIS	(623.0 / 58.9) 697263	(10.57, N/A) (N/A, 0.00, N/A)	967.8	N/A	16.8958 [20.0000]	84.5% { 86.4% }			
D9_NEtFOSE_EIS	(639.0 / 58.9) 322625	(10.66, N/A) (N/A, 0.00, N/A)	1375.8	N/A	16.9534 [20.0000]	84.8% { 84.5% }			
13C3_HFPODA_EIS	(287.0 / 169.0) 1878388	(6.45, N/A) (N/A, 0.00, N/A)	838.5	N/A	8.2440 [8.0000]	103.0% { 106.8% }			

Analyte	(Q1 / Q3) Area Counts*min	R.T. (R.T [min], R.R.T.) (Δ RT-[min], Δ RT- CV[min], Δ RT ion[s])	S / N	Ion Ratio IR Vs MP% IR Vs CV%	Concentration [True] ng/mL	Q.C. Rec. {Area%CV}	Primary Transition	Confirmation Transition	Flag
PFBA	(213.0 / 169.0) 832528	(3.66, 1.00) (0.00, N/A, 0.0)	410.9	N/A 0.0 0.0	4.0688 [4.0000]	101.7%			
PFPeA	(263.0 / 219.0) 512631 (263.0 / 69.0) 6240	(4.96, 1.00) (0.00, N/A, 0.2)	591.1 102.5	0.0122 117.8 117.8	1.9248 [2.0000]	96.2%			
PFHxA	(313.0 / 269.0) 398514 (313.0 / 119.0) 31864	(6.12, 1.00) (0.00, N/A, 0.1)	451.3 152.0	0.0800 82.2 82.2	0.9987 [1.0000]	99.9%			
PFHpA	(363.0 / 319.0) 343559 (363.0 / 169.0) 103023	(7.05, 1.00) (0.00, N/A, 0.1)	374.1 303.8	0.2999 104.8 104.8	0.9855 [1.0000]	98.6%			
PFOA	(413.0 / 369.0) 445614 (413.0 / 169.0) 139652	(7.86, 1.00) (0.00, N/A, 0.0)	578.5 539.6	0.3134 103.2 103.2	1.0647 [1.0000]	106.5%			
PFNA	(463.0 / 419.0) 325945 (463.0 / 169.0) 62613	(8.61, 1.00) (0.01, N/A, 0.4)	434.6 243.4	0.1921 90.7 90.7	1.0650 [1.0000]	106.5%			
PFDA	(513.0 / 469.0) 411404 (513.0 / 169.0) 43420	(9.28, 1.00) (0.00, N/A, -0.1)	306.1 225.4	0.1055 114.5 114.5	0.9753 [1.0000]	97.5%			
PFUnA	(563.0 / 519.0) 506725 (563.0 / 169.0) 48794	(9.71, 1.00) (0.00, N/A, 0.3)	470.5 218.6	0.0963 125.2 125.2	0.9819 [1.0000]	98.2%			
PFDoA	(613.0 / 569.0) 473507 (613.0 / 169.0) 64431	(9.89, 1.00) (0.00, N/A, 0.1)	407.4 237.7	0.1361 101.0 101.0	1.0317 [1.0000]	103.2%			
PFTTrDA	(663.0 / 619.0) 396925 (663.0 / 169.0) 80681	(10.02, 1.01) (N/A, 0.01, 0.3)	341.0 146.7	0.2033 93.3 93.3	0.9912 [1.0000]	99.1%			
PFTeDA	(713.0 / 669.0) 322090 (713.0 / 169.0) 59556	(10.12, 1.00) (0.00, N/A, 0.0)	352.5 155.9	0.1849 93.7 93.7	0.9703 [1.0000]	97.0%			

Analyte	(Q1 / Q3) Area Counts*min	R.T. (R.T [min], R.R.T.) (Δ RT-[min], Δ RT- CV[min], Δ RT ion[s])	S / N	Ion Ratio IR Vs MP% IR Vs CV%	Concentration [True] ng/mL	Q.C. Rec. {Area%CV}	Primary Transition	Confirmation Transition	Flag
PFBS	(299.0 / 80.0) 506545 (299.0 / 99.0) 350471	(6.06, 1.00) (0.00, N/A, 0.0)	559.6 554.7	0.6919 105.3 105.3	0.8166 [0.8847]	92.3%			
PFPeS	(349.0 / 80.0) 883731 (349.0 / 99.0) 312843	(7.10, 0.89) (N/A, 0.01, 0.1)	526.3 532.1	0.3540 95.5 95.5	0.8840 [0.9384]	94.2%			
PFHxS	(399.0 / 80.0) 803579 (399.0 / 99.0) 265749	(7.98, 1.00) (0.00, N/A, 0.1)	622.2 783.4	0.3307 101.4 101.4	0.9126 [0.9110]	100.2%			
PFHpS	(449.0 / 80.0) 797379 (449.0 / 99.0) 211887	(8.75, 0.93) (N/A, 0.01, 0.1)	489.2 408.0	0.2657 102.0 102.0	0.9256 [0.9514]	97.3%			
PFOS	(499.0 / 80.0) 877263 (499.0 / 99.0) 212328	(9.42, 1.00) (0.00, N/A, 0.2)	299.1 479.7	0.2420 116.4 116.4	0.8848 [0.9275]	95.4%			
PFNS	(549.0 / 80.0) 1030388 (549.0 / 99.0) 259198	(9.75, 1.04) (N/A, 0.01, 0.0)	568.0 392.2	0.2516 105.7 105.7	0.9168 [0.9599]	95.5%			
PFDS	(599.0 / 80.0) 1409403 (599.0 / 99.0) 286566	(9.91, 1.05) (N/A, 0.01, -0.1)	966.3 304.0	0.2033 77.3 77.3	1.0371 [0.9631]	107.7%			
PFDoS	(699.0 / 80.0) 600862 (699.0 / 99.0) 132054	(10.11, 1.07) (N/A, 0.00, -0.1)	673.8 529.4	0.2198 112.1 112.1	0.9389 [0.9696]	96.8%			
4:2FTS	(327.0 / 307.0) 1325648 (327.0 / 81.0) 858951	(5.79, 1.00) (0.00, N/A, -0.2)	602.2 447.5	0.6479 90.5 90.5	3.6040 [3.7381]	96.4%			
6:2FTS	(427.0 / 407.0) 831488 (427.0 / 81.0) 654270	(7.52, 1.00) (0.00, N/A, -0.1)	648.4 598.6	0.7869 106.5 106.5	3.3380 [3.7962]	87.9%			
8:2FTS	(527.0 / 507.0) 1096107 (527.0 / 81.0) 682152	(8.94, 1.00) (0.00, N/A, 0.1)	554.3 444.4	0.6223 101.7 101.7	3.5798 [3.8332]	93.4%			

Analyte	(Q1 / Q3) Area Counts*min	R.T. (R.T [min], R.R.T.) (Δ RT-[min], Δ RT- CV[min], Δ RT ion[s])	S / N	Ion Ratio IR Vs MP% IR Vs CV%	Concentration [True] ng/mL	Q.C. Rec. {Area%CV}	Primary Transition	Confirmation Transition	Flag
PFOSA	(498.0 / 78.0) 1073714 (498.0 / 478.0) 24202	(10.17, 1.00) (0.00, N/A, 0.4)	793.2 308.9	0.0225 108.0 108.0	0.9167 [1.0000]	91.7%			
NMeFOSA	(512.0 / 219.0) 642378 (512.0 / 169.0) 466647	(10.61, 1.00) (0.00, N/A, 0.0)	1206.0 1189.2	0.7264 105.0 105.0	4.1281 [4.0000]	103.2%			
NEIFOSA	(526.0 / 219.0) 647229 (526.0 / 169.0) 693609	(10.70, 1.00) (0.00, N/A, 0.0)	1421.0 942.6	1.0717 108.0 108.0	4.0682 [4.0000]	101.7%			
NMeFOSAA	(570.0 / 419.0) 216630 (570.0 / 483.0) 123778	(9.49, 1.00) (0.01, N/A, 0.3)	202.7 287.9	0.5714 102.7 102.7	0.9960 [1.0000]	99.6%			
NEIFOSAA	(584.0 / 419.0) 225734 (584.0 / 526.0) 141303	(9.67, 1.00) (0.00, N/A, 0.0)	673.6 919.8	0.6260 105.5 105.5	1.0845 [1.0000]	108.5%			
NMeFOSE	(616.0 / 59.0) 174231	(10.58, 1.00) (0.01, N/A, 0.0)	874.8	N/A 0.0 0.0	3.9110 [4.0000]	97.8%			
NEtFOSE	(630.0 / 59.0) 33658	(10.68, 1.00) (0.01, N/A, 0.0)	650.4	N/A 0.0 0.0	3.7943 [4.0000]	94.9%			
HFPO-DA	(285.0 / 169.0) 276294 (285.0 / 185.0) 705858	(6.46, 1.00) (0.00, N/A, 0.1)	644.5 631.9	2.5547 99.7 99.7	1.7828 [2.0000]	89.1%			
ADONA	(377.0 / 85.0) 1106894 (377.0 / 251.0) 148471	(7.37, 1.14) (N/A, 0.02, 0.0)	459.7 275.9	0.1341 109.0 109.0	1.7922 [1.8854]	95.1%			
9CI-Pf3ONS	(531.0 / 351.0) 3409617 (533.0 / 353.0) 959415	(9.70, 1.50) (N/A, 0.01, 0.1)	484.7 596.6	0.2814 89.1 89.1	2.0214 [1.8665]	108.3%			
11CI-PF3OUDS	(631.0 / 451.0) 1843818 (633.0 / 453.0) 554137	(10.00, 1.55) (N/A, 0.00, 0.1)	930.5 875.4	0.3005 97.0 97.0	1.9314 [1.8864]	102.4%			

Analyte	(Q1 / Q3) Area Counts*min	R.T. (R.T [min], R.R.T.) (Δ RT-[min], Δ RT- CV[min], Δ RT ion[s])	S / N	Ion Ratio IR Vs MP% IR Vs CV%	Concentration [True] ng/mL	Q.C. Rec. {Area%CV}	Primary Transition	Confirmation Transition	Flag
3:3FTCA	(241.0 / 177.0) 31954 (241.0 / 117.0) 46435	(4.46, 0.90) (N/A, 0.02, 0.0)	463.1 143.2	1.4532 110.5 110.5	3.4905 [4.0000]	87.3%			
5:3FTCA	(341.0 / 236.7) 243074 (341.0 / 217.0) 392999	(6.76, 1.10) (N/A, 0.02, 0.0)	423.1 453.4	1.6168 90.1 90.1	3.9800 [4.0000]	99.5%			
7:3FTCA	(441.0 / 317.0) 316909 (441.0 / 337.0) 273308	(8.57, 1.40) (N/A, 0.02, 0.0)	310.1 371.9	0.8624 104.6 104.6	3.9833 [4.0000]	99.6%			
PFEESA	(315.0 / 135.0) 630487 (315.0 / 83.0) 202316	(6.57, 1.07) (N/A, 0.02, 0.3)	721.1 496.4	0.3209 105.2 105.2	1.7210 [1.7849]	96.4%			
PFMPA	(229.0 / 85.0) 141443	(4.16, 0.84) (N/A, 0.02, 0.0)	843.0	N/A 0.0 0.0	1.8184 [2.0000]	90.9%			
PFMBA	(279.0 / 85.0) 439912	(5.35, 1.08) (N/A, 0.02, 0.0)	732.3	N/A 0.0 0.0	1.9832 [2.0000]	99.2%			
NFDHA	(295.0 / 201.0) 405018 (295.0 / 85.0) 360861	(6.00, 0.98) (N/A, 0.02, 0.0)	718.1 414.1	0.8910 103.7 103.7	2.0679 [2.0000]	103.4%			
13C3_PFBA_IIS	(216.0 / 172.0) 220503	(3.66, N/A) (N/A, 0.02, N/A)	609.8	N/A	1.0239 [1.0000]	102.4% {96.3%}			
13C2_PFHxA_IIS	(315.0 / 270.0) 381629	(6.12, N/A) (N/A, 0.01, N/A)	617.8	N/A	1.0053 [1.0000]	100.5% {98.2%}			
13C4_PFOA_IIS	(417.0 / 372.0) 399950	(7.86, N/A) (N/A, 0.01, N/A)	399.7	N/A	1.1080 [1.0000]	110.8% {106.5%}			
13C5_PFNA_IIS	(468.0 / 423.0) 274416	(8.60, N/A) (N/A, 0.01, N/A)	446.0	N/A	0.9332 [1.0000]	93.3% {89.8%}	